



September 27, 2024



“Have you read The Incredible Journey?” Becca asked.

“Everyone has read that story,” I told her. “Two dogs and a cat travel 300 miles through the Canadian wilderness to get back home. If they haven’t read the story, they’ve seen the Disney movie. What about it?”

“Well, did you hear about the cat that traveled about 900 miles to get back home?” she said. “She escaped in Yellowstone and was found about 150 miles from her home in California.”

“Yeah, I read about that. Somehow I don’t think that’s the weird thing about that story. What’s weird is that the owners took their cat with them on vacation. I mean who takes a pet on vacation. You go on vacation to get away from....” I glanced at Becca who appeared to be pouting.

“What?” I asked.

“Is that why you don’t take me anywhere any more,” she whined. “You just want to get away from me? You need a vacation from me?” She started to howl.

“Wait a minute,” I told her. “You’re the one who doesn’t like riding in a car. You always think you’re going to the vet, even when you’re not. You like it better when you stay at home. And....,” I said, interrupting her next whine, “you have to stay kenneled in the car and you don’t like that. Why don’t you just tell me about this cat,” I said, trying to distract her.

“Well,” Becca said, perking up a little, “the couple were at an RV park in Yellowstone, when he ran off. They said he got startled. They couldn’t lure him back with treats and finally had to leave. Sixty-one days later, he shows up in California and is identified by his micro chip, so they could find his owners.”

“You know the other odd thing about the story,” I interrupted, “is that the cat had a twin sister. The pair were adopted together by this couple. I wonder if they took both cats on vacation. Why would they take one and not the other? So both cats must have been there.” Becca ignored me.

“And why weren’t the cats on a leash? Or at least this guy,” I said. “Why would you let a cat loose in an rv park in the middle of a forest? If both cats were loose, why did one run and not the other?”

I looked at Becca who was eyeing me suspiciously.

“What?” I asked, again.

“This isn’t a Hercule Poirot mystery where you have to solve the case of why he went missing,” she said. “And you’re focusing on the wrong parts. The most interesting part is how the cat got home. How did he know what path to take?”

“Well, some animals are known to travel by navigating the stars,” I told her. “Birds do that, as do dung beetles, apparently.”

“Ugh,” said Becca.

“Dogs use scent and can smell for very long distances,” I said.

“900 miles?” asked Becca.

“I don’t know. Maybe it depends on how long a scent stays available. Dogs also may use an overlapping sense of smell. They may smell a familiar dog, which takes them to a familiar trash can or a tree or a neighbor’s car. And it may all lead home.

“Other animals do it by magnetism. They can sense the north/south line of the Earth’s magnetic fields and are able to navigate by sensing those fields. Sea turtles apparently do that. As do cats. Bonnie Beaver, the executive director of the American College of Veterinary Behaviorists and a professor at Texas A&M University, told Time Magazine that ‘[t]here are some studies that show that the ears of most mammals contain iron,’ Beaver says. “That may cue them into the magnetic direction in the ground. There’s work showing that cattle, deer and voles tend to orient in a north-south direction.”

“Apparently they thought that about pigeons, too,” Becca said dryly. “Pigeons have a lot of iron in their beaks. But they later figured out the iron was related to the immune system, not navigation. So how do they know for sure? It’s not like The Incredible Journey where the animals are all talking to each other.”

“Well, researchers don’t really know, obviously. They also speculate that dogs really want to return to their owners, while cats don’t.” Becca huffed and glanced over at

Padfoot, curled up on the kitty condo, presumably asleep. “Cats just want to get back to their own territory.”

“Let’s get back to this cat,” she said. “He would have had to travel about 16 miles as the crow flies every day to make the trip in 61 days,” she said. “That’s a lot of walking. And crows don’t always fly straight,” she added. “They often circle around looking for food. I wonder if Rayne Beau had to do that. That adds miles, so his trip might have been 1200 miles or 1600 or...” She broke off, thinking.

“And did he know how to find food,” she went on. “I wonder if he’d ever eaten out, as you put it. Killed a mouse or something. And water. He’d have to find water.”

“Now who’s acting like Hercule Poirot. Using all those little gray cells,” I said. “You know, though, there is really only one question left that is pertinent.”

Becca looked at me quizzically.

“Who names their seal point mitted Siamese male cat Rayne Beau?” Becca still looked puzzled.


“Rainbow.”

“Must be a California thing,” Becca said wisely. “But it is fitting. And maybe the perfect name for him after all.” And as always, she’s right.

---

**Nine Patch Challenge**

**July 1-October 5**



The summer scrap bag challenge is to make a quilt using the classic 9-patch block. Each bag purchased gets you one quilt. Each quilt finished from one bag gets you one entry for a \$100 gift certificate.



For purposes of this challenge, a 9-patch block can be any block that consists of 9 squares of a uniform size. So long as the block is based upon a grid that is 3 X 3, the individual squares can be a regular square, a half square triangle or a quarter square triangle unit. So blocks like the Ohio Star, traditional 9-patch, or Churn Dash are acceptable. You can add alternate blocks, like a plain block or a snowball block, in between your 9-patch blocks. You can separate your blocks with sashing. Or just piece your blocks together, so long as the result is clearly a nine-patch block quilt. Your quilt needs to be, at a minimum, 60" X 60" (Sorry I couldn't get the block images loaded better)





### New Fabric



From 3 wishes



From Northcott





From Clothworks

Flannel

Flannel









From 3 Wishes



Y



From Riley Blake









From Clothworks: Secret Life of Squirrels II








From Dashwood







From Tula Pink







From Dear Stella



From Dashwood



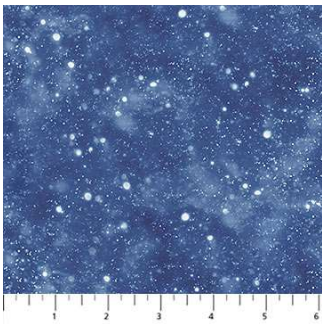


From Figo + rolls & squares





From Paintbrush



From Northcott: flannel,  
except for the 2 sports  
fabrics








Yoy 7 remaining!"









From Hoffman



From Benartex Flannel










AS SHOWN 42" X 24"








AS SHOWN 44" X 30"  
\*stripe runs parallel to selvage



PANEL MEASURES APPROX. 18" X 27"

From Benartex: The fall looking ones are flannel





Y



From Clothworks









From Riley Blake. The blacks glow in the dark







SEPTEMBER 2024						
Sunday	Monday	Tuesday	Wednesday	Thursday	Friday	Saturday
1 CLOSED	2 Labor Day	3 Hand work Club 2-5	4	5	6	7 BOM 10:30 Finish your quilt sale: 20% off backings, bindings and battings  Cozy Flannel Quilt 1-5
8 Beginning Quilt 1-4	9	10 Hand work Club 2-5	11 Knit Pickers' Club 2-5	12	13	14 Embroidery Club 10-noon One Block Wonder Part I 1-4
15 Beginning Quilt 1-4	16	17 Hand work Club 2-5 <b>Full Moon</b>	18	19	20	21 Strip Quilts 10:30-4
22 Beginning Quilt 1-4	23	24 Hand work Club 2-5	25 Knit Pickers' Club 2-5	26	27	28 Travel Bag Part I 10:30-4
29 Beginning Quilt 1-4	30					Color of the month: orange

## OCTOBER 2024

Sunday	Monday	Tuesday	Wednesday	Thursday	Friday	Saturday
		1 Hand work Club 2-5	2	3	4	5 BOM 10:30 Finish your quilt sale: 20% off backings, bindings and battings  Lost Socks 1-5
6 CLOSED Beginning Quilt 1-4	7	8 Hand work Club 2-5	9 Knit Pickers' Club 2-5	10 Long Arm Rental Day	11	12 Embroidery Club 10-noon  Jingle Pops Christmas Tree 1-5
13 Beginning Quilt 1-4	14 Columbus Day	15 Hand work Club 2-5	16	17 <b>Full Moon</b>	18	19 <del>One Block Wonder</del> Part II 10:3-5
20 Beginning Quilt 1-4	21	22 Hand work Club 2-5	23 Knit Pickers' Club 2-5	24	25	26 Travel Bag Part II 10:30-4
27 Beginning Quilt 1-4	28	29 Hand work Club 2-5	30	31		Color of the month: green

## NOVEMBER 2024

Sunday	Monday	Tuesday	Wednesday	Thursday	Friday	Saturday
Color of the month: Purple					<b>1</b>	2 BOM 10:30 Finish your quilt sale: 20% off backings, bindings and battings  Bison Wall Hanging Part I 1-5
3 CLOSED	<b>4</b>	<b>5</b> Hand work Club 2-5	<b>6</b>	<b>7</b>	<b>8</b>	9 Embroidery Club 10-noon  Bison Wall Hanging Part I 1-5
10 CLOSED	<b>11</b> Veterans Day	<b>12</b> Hand work Club 2-5	<b>13</b> Knit Pickers' Club 2-5	<b>14</b>	<b>15</b> Full Moon	16 Strip Quilts 10:30-4
17 CLOSED	<b>18</b>	<b>19</b> Hand work Club 2-5	<b>20</b>	<b>21</b>	<b>22</b>	23 Krista Moser Christmas Tree Skirt 10 30-4
24 CLOSED	<b>25</b>	<b>26</b> Hand work Club 2-5	<b>27</b> Knit Pickers' Club 2-5	<b>28</b> Thanksgiving Day	<b>29</b> Black Friday Sale	30 Shop Small Business Sale



DECEMBER 2024						
Sunday	Monday	Tuesday	Wednesday	Thursday	Friday	Saturday
1 CLOSED	2	3 Hand work Club 2-5	4	5	6	7 BOM 10:30 Finish your quilt sale: 20% off backings, bindings and battings  Machine Quilting with your BSR 1-4
8 CLOSED	9	10 Hand work Club 2-5	11 Knit Pickers' Club 2-5	12	13	14 Embroidery Club 10-noon  Storm at Sea Part I 1-4 <b>Full Moon</b>
15 CLOSED	16	17 Hand work Club 2-5	18	19	20	21 Storm at Sea Part II 10:30-4
22 CLOSED	23	24	25 Christmas	26	27 <b>Toad Toter Sale</b>	28 <b>Year End Sale</b>
29 CLOSED	30 CLOSED	31 CLOSED				Color of the month: red

Please look on the calendars above for times and dates. NOTE: I will be doing a pillow case workshop in October on Thursdays in the afternoon. I will post the times and details soon.

Also, we did not include Machine Binding in the class schedule, but I will try to include it in November. Details to follow.

We may also do something special on Veteran's Day. So much to plan....

**Ongoing Classes & Clubs**

**Block of the Month** First Sat of month 10:30-11:15 FREE Barb Boyer

Join at any time. You get a free fat quarter if you come to class with the previous month's completed block. This year the challenge will be ... come in January and find out!

**Hand Embroidery Club** 2<sup>nd</sup> Sat. of the month, 10-noon FREE Kathy Sconce

If you want to learn to hand embroider or just brush up your technique, join us on the second Saturday of the month from 10 to noon. You can work on your own projects or you can join the project we are doing, which are sheep! From Crabapple Hill

**Knit Pickers' Club** 2<sup>nd</sup> and 4<sup>th</sup> Wed of each month, 2-5 Carol Moler

Come join our Knit Pickers= Club. We knit 2 days a month every second and fourth Wednesday, from 2-5. The Club is open to all skill levels and, despite the name, includes crocheters as well. We want to share what we've learned, find new patterns, and simply just sit and knit. We may work on some felting projects, fingerless mittens, mittens, and socks. We can even help you get started—teach you the basics.

**Hand Sewing Club** every Tuesday afternoon 2-5

This club is open to everyone. Bring your hand sewing (embroidery, binding, knitting, crochet, etc) and sit & stitch.

**Toad Toters Club**

On full moon days (as noted in the calendar) you will get 20% off all purchases (not otherwise discounted) that you can fit in your bag. You must bring your bag to participate.

Full Moon Days: September 17, October 17, November 15 and December 14.



## Discount Policy

We will honor only one discount -- whichever is largest. You can't combine a 10% with a 25% discount to get a 35% discount. On this we can't be bribed.

## Color of the Month and Book of the Month

**September orange; October Book of the Month; November purple; December red**

## September classes

### **Beginning Quilting 8 weeks \$65 Barb Boyer Starting Sun Sept 8**

This comprehensive 8-week course will introduce to you almost everything you need to know about piecing a quilt top. Along the way you will learn about color, batting, thread, machines and various techniques to give you the skills to make almost any quilt.

## October Classes

### **Lost Socks Sat Oct 5, 1-5 \$35 Barb Boyer**

We all have a lost sock or two. This quilt celebrates all of the lost socks that no longer have a match. There are big socks and small socks and they are machines appliqued onto various backgrounds. You can make the quilt out of flannels, brushed cottons, wovens or regular fabrics. Make each sock unique and use all different applique stitches to secure them.

### **Jingle Pops Christmas Tree Sat Oct 12 1:00-4 \$35 Barb Boyer**

The Jingle Pops are Hoffman fabrics famous 2 ½" strip sets, done in golds or silvers. Or you can use your own strip set to make this delightful Christmas Tree quilt. Easy to do and done before Christmas.

**One Block Wonder Parts I and 2 Sat Sept 14 1-4 and Oct 19 10:30-5 \$45 Jean Korber ongoing**

**Travel Tote Bag September 28 10:30-4 and Oct 26 10:30-4 \$50 Jean Korber ongoing**

### **November Classes**

**Bison Wall Hanging Parts I & II, Nov 2, 1-5 and Nov 9, 1-5 \$35 Barb Boyer**

The Bison Wall Hanging comes from Wyoming pattern designer Sewn Design. The head of the bison is made in a crazy quilt style or from left over bits from your stash. The rest of the bison is created from one piece of fabric. The two pieces are then fused into place on a background. I'll show you how to "window pane" the bison, to reduce the amount of fusible needed for the quilt. Then the bison is secured using a machine blanket stitch—or any other decorative stitch. Part I is making the head and Part II is fusing in down and appliqueing in place.

**Let's Strip! Quilts Sat Nov 16 10:30-4 or 5 Jean Korber and Barb Boyer \$130**

March's quilt is Tulip Patch. You will need 25 assorted green strips for stems and 25 assorted strips for the tulips, plus background (and borders, if you want them). This quilt teaches different ways to use the 45 degree flip method for making flying geese-styled blocks.

**Krista Moser Christmas Tree Skirt Sat Nov 23 10:30-4 \$45 Jean Korber**

Krista has done it again with a great eloquent tree skirt. We love Krista Moser patterns because they go together so well and look like they are so complicated: Not. We also like offering her classes because the quilts use a 60 degree diamond ruler and we like to get as much use out of our specialty rulers that we can!

### **December Classes**

**Machine Binding with your BSR Sat December 7, 1-4 \$45 Jean Korber**

Do you have a Bernina and you have the BSR (stitch regulator) and don't know how to use it? This class is for you. Jean will show you the ins and outs of machine quilting on your Bernina with the BSR. This is hands on class. You will need a small project (10" to 40", table runner, small wall nagging, place mat, etc) that is ready to be quilted. When you sign up, we will tell you how to prepare your project so you are ready to quilt in class.

**Storm at Sea Sat December 14 1-4 and 21 10:30-4 \$35 Barb Boyer**

This quilt used to be intimidating—then a ruler was developed and now it's a breeze! We will work with Deb Tucker's ruler for the construction of the block. We will also talk about various color schemes, one of which includes coloring the blocks to make a heart appear within the design.



Normal Shop Hours:

**Monday-Saturday 10-5:30**

**Sunday 1-5**

**Closed first Sunday of month (and some holidays)**

**New Hours for Winter Time (starting Nov 5-May 22)**

**Monday-Saturday 10-5, closed Sundays unless a class is scheduled. Then we're open 1-5. Check the schedule.**

Join the fun and come feel the difference of quality fabrics.

Happy quilting!

Sincerely, Barbara Boyer



Around the Block

307-433-9555

[www.aroundtheblockquilts.com](http://www.aroundtheblockquilts.com)

