

Bucking Horse& Rider fabric is in!



September 6, 2024

“You want me to do what?” Becca asked incredulously. Becca, for those of you who don’t know, is my intrepid front yard protector of all things that move. Like squirrels, which we don’t have, joggers, who stay on the road, birds that flutter in the trees and dive bomb her when they have nests and babies in those trees, and rabbits, which never come into the front yard.

“See,” she interrupted. “I keep the front yard safe. But this is going too far.” Becca is a mini Australian Shepherd. She’s a little older, getting a little stiff in the joints & is developing cataracts.

“I won’t have anything to do with mountain lions.” She put her foot down. “You need to hire body guards for me. The front yard isn’t safe any more.” She glanced out the door and refused to go out.

“So, it’s not that bad,” I tried to reassure her. “So what if a mountain lion has been seen in the area. Why would he come here? Besides, the yard is fenced.”

Becca gave me a look that basically said, what an idiot. “You do know mountain lions are big. I mean, really big. They consider a full sized deer a snack. I’d be an

appetizer. And the fence? If Padfoot [the cat] can leap the fence in one bound why do you think a mountain lion would go, 'Oh a fence. I can't get in there. Better try another place.'" She shook her head at me.

"Okay, they are bigger than you," I told her. "But most things are." She growled at me. "A cougar can stand 24-25 inches tall, they can be 6 to 7 feet long, and weigh up to 160 pounds. And, yes, they can probably leap tall buildings in a single bound. But...."

"Right," Becca interrupted. "I'm 35 pounds, I stand about 19 inches off the ground and am less than 2 feet long. I don't stand a chance against Superman Cougar." She continued to just stare out of the door.

At this point, you need a little more background here. I've gotten some reports from people in the neighborhood about a mountain lion wandering around. I did hear some really odd sounds one night, not the weird fox barks, and not the excited coyote yips that say, "We've cornered a rabbit or chicken. Everybody come help." It was a weird alley cat kind of a sound, but not quite the angry fighting house cat sounds. I reminded everyone in the bedroom that it was good they were inside, and we all went to sleep.

"Yeah, with the back door open," Becca said.

"No, I shut the back door at night before we go to bed. I keep it propped open when I'm home, so you can go in and out. It's one of the reasons I put up with flies in the house, so you can have easy access to the front yard. There's even a nice cat faced spider in the corner by the door, obligingly trapping flies for me."

"We'll talk about that later," Becca said. "I want to know what are you going to do when a mountain lion gets curious, leaps onto the back deck, and then invites himself into the house. Through that propped open door?"

She has a point, of course. The fence deters a lot of critters, as does the deck itself. And a barking dog in the backyard scares off everything else.

“Except for a mountain lion,” Becca insisted. “I’m food. You know that story about a woman who said good bye to her husband, as he went off to town in the buckboard. And he told her not to leave the door to the cabin open because of mountain lions. And she ignored him, and a lion crept into the house, stalking the baby in the cradle on the floor? You know, that story? And the woman had to beat the lion off with a frying pan? Do you even own a frying pan?” She looked at me.

“Of course I have a frying pan.”

“Yeah, but if that lion comes in the back door, he’s right in the path to the kitchen. Do you honestly think you can sneak the other way to the kitchen or go out the other door without him knowing?”

“Yup, because you’ll be barking at him, distracting him.”

“Great. I’m the cougar bait. I’m not going outside ever again. Better get me a litter box.”

I will admit that the thought of a cougar quietly creeping into the house at night, enticed by the sounds from the television and the odors of supper lingering about, me glancing up from my knitting, seeing a giant predator swing its head around to stare me in the face.... Yeah, that has spooked me a little. My first thought is, I can get out of my chair and slink into the other room and right out the back door before the cat would notice.

“Oh, we need to wire this place for video cameras.” Becca said. “I’ll make a fortune selling that video. I’ll be famous on TikTok and YouTube.” Becca started to laugh, rolling around on the floor on her back, legs dancing in the air. “And I won’t have to share an of the profits,” she chortled.

“And you think you’ll still be alive,” I glared at her.


“Of course. While you’re distracting the cat, I’ll be out the back door and underneath those horrible pine bushes. I’m small enough to get in the middle of them and it’s too thick for the cat to get in. I’ll be rich! I’ll be rich!” Becca got up, still smiling and strolled outside.

And ,,,, I proceeded to shut the back door. I’m not completely foolish.



## **Nine Patch Challenge**



**July 1-October 5**






The summer scrap bag challenge is to make a quilt using the classic 9-patch block. Each bag purchased gets you one quilt. Each quilt finished from one bag gets you one entry for a \$100 gift certificate.

For purposes of this challenge, a 9-patch block can be any block that consists of 9 squares of a uniform size. So long as the block is based upon a grid that is 3 X 3, the individual squares can be a regular square, a half square triangle or a quarter square triangle unit. So blocks like the Ohio Star, traditional 9-patch, or Churn Dash are acceptable. You can add alternate blocks, like a plain block or a snowball block, in between your 9-patch blocks. You can separate your blocks with sashing. Or just piece your blocks together, so long as the result is clearly a nine-patch block quilt. Your quilt needs to be, at a minimum, 60” X 60” (Sorry I couldn't get the block images loaded better)

New Fabric



From 3 wishes









From Northcott




From Clothworks

Flannel

Flannel





From 3 Wishes



Y





From Riley Blake









From Clothworks: Secret Life of Squirrels II








From Dashwood







From Tula Pink







From Dear Stella



From Dashwood



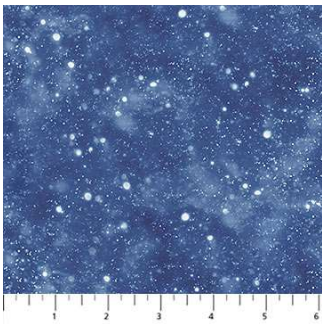


From Figo + rolls & squares





From Paintbrush



From Northcott: flannel,  
except for the 2 sports  
fabrics








Yoy 7 remaining!"









From Hoffman



From Benartex Flannel










AS SHOWN 42" X 24"








AS SHOWN 44" X 30"  
\*stripe runs parallel to selvage



PANEL MEASURES APPROX. 18" X 27"

From Benartex: The fall looking ones are flannel





Y



From Clothworks









From Riley Blake. The blacks glow in the dark







SEPTEMBER 2024						
Sunday	Monday	Tuesday	Wednesday	Thursday	Friday	Saturday
1 CLOSED	2 Labor Day	3 Hand work Club 2-5	4	5	6	7 BOM 10:30 Finish your quilt sale: 20% off backings, bindings and battings  Cozy Flannel Quilt 1-5
8 Beginning Quilt 1-4	9	10 Hand work Club 2-5	11 Knit Pickers' Club 2-5	12	13	14 Embroidery Club 10-noon One Block Wonder Part I 1-4
15 Beginning Quilt 1-4	16	17 Hand work Club 2-5 <b>Full Moon</b>	18	19	20	21 Strip Quilts 10:30-4
22 Beginning Quilt 1-4	23	24 Hand work Club 2-5	25 Knit Pickers' Club 2-5	26	27	28 Travel Bag Part I 10:30-4
29 Beginning Quilt 1-4	30					Color of the month: orange

## OCTOBER 2024

Sunday	Monday	Tuesday	Wednesday	Thursday	Friday	Saturday
		1 Hand work Club 2-5	2	3	4	5 BOM 10:30 Finish your quilt sale: 20% off backings, bindings and battings  Lost Socks 1-5
6 CLOSED Beginning Quilt 1-4	7	8 Hand work Club 2-5	9 Knit Pickers' Club 2-5	10 Long Arm Rental Day	11	12 Embroidery Club 10-noon  Jingle Pops Christmas Tree 1-5
13 Beginning Quilt 1-4	14 Columbus Day	15 Hand work Club 2-5	16	17 <b>Full Moon</b>	18	19 <del>One Block Wonder</del> Part II 10:3-5
20 Beginning Quilt 1-4	21	22 Hand work Club 2-5	23 Knit Pickers' Club 2-5	24	25	26 Travel Bag Part II 10:30-4
27 Beginning Quilt 1-4	28	29 Hand work Club 2-5	30	31		Color of the month: green



## NOVEMBER 2024

Sunday	Monday	Tuesday	Wednesday	Thursday	Friday	Saturday
Color of the month: Purple					<b>1</b>	2 BOM 10:30 Finish your quilt sale: 20% off backings, bindings and battings  Bison Wall Hanging Part I 1-5
3 CLOSED	<b>4</b>	<b>5</b> Hand work Club 2-5	<b>6</b>	<b>7</b>	<b>8</b>	9 Embroidery Club 10-noon  Bison Wall Hanging Part I 1-5
10 CLOSED	<b>11</b> Veterans Day	<b>12</b> Hand work Club 2-5	<b>13</b> Knit Pickers' Club 2-5	<b>14</b>	<b>15</b> Full Moon	16 Strip Quilts 10:30-4
17 CLOSED	<b>18</b>	<b>19</b> Hand work Club 2-5	<b>20</b>	<b>21</b>	<b>22</b>	23 Krista Moser Christmas Tree Skirt 10 30-4
24 CLOSED	<b>25</b>	<b>26</b> Hand work Club 2-5	<b>27</b> Knit Pickers' Club 2-5	<b>28</b> Thanksgiving Day	<b>29</b> Black Friday Sale	30 Shop Small Business Sale

DECEMBER 2024						
Sunday	Monday	Tuesday	Wednesday	Thursday	Friday	Saturday
1 CLOSED	2	3 Hand work Club 2-5	4	5	6	7 BOM 10:30 Finish your quilt sale: 20% off backings, bindings and battings  Machine Quilting with your BSR 1-4
8 CLOSED	9	10 Hand work Club 2-5	11 Knit Pickers' Club 2-5	12	13	14 Embroidery Club 10-noon  Storm at Sea Part I 1-4 <b>Full Moon</b>
15 CLOSED	16	17 Hand work Club 2-5	18	19	20	21 Storm at Sea Part II 10:30-4
22 CLOSED	23	24	25 Christmas	26	27 <b>Toad Toter Sale</b>	28 <b>Year End Sale</b>
29 CLOSED	30 CLOSED	31 CLOSED				Color of the month: red

Please look on the calendars above for times and dates. NOTE: I will be doing a pillow case workshop in October on Thursdays in the afternoon. I will post the times and details soon.

Also, we did not include Machine Binding in the class schedule, but I will try to include it in November. Details to follow.

We may also do something special on Veteran's Day. So much to plan....

**Ongoing Classes & Clubs**

**Block of the Month** First Sat of month 10:30-11:15 FREE Barb Boyer

Join at any time. You get a free fat quarter if you come to class with the previous month's completed block. This year the challenge will be ... come in January and find out!

**Hand Embroidery Club** 2<sup>nd</sup> Sat. of the month, 10-noon FREE Kathy Sconce

If you want to learn to hand embroider or just brush up your technique, join us on the second Saturday of the month from 10 to noon. You can work on your own projects or you can join the project we are doing, which are sheep! From Crabapple Hill

**Knit Pickers' Club** 2<sup>nd</sup> and 4<sup>th</sup> Wed of each month, 2-5 Carol Moler

Come join our Knit Pickers= Club. We knit 2 days a month every second and fourth Wednesday, from 2-5. The Club is open to all skill levels and, despite the name, includes crocheters as well. We want to share what we've learned, find new patterns, and simply just sit and knit. We may work on some felting projects, fingerless mittens, mittens, and socks. We can even help you get started—teach you the basics.

**Hand Sewing Club** every Tuesday afternoon 2-5

This club is open to everyone. Bring your hand sewing (embroidery, binding, knitting, crochet, etc) and sit & stitch.

**Toad Toters Club**

On full moon days (as noted in the calendar) you will get 20% off all purchases (not otherwise discounted) that you can fit in your bag. You must bring your bag to participate.

Full Moon Days: September 17, October 17, November 15 and December 14.



## Discount Policy

We will honor only one discount -- whichever is largest. You can't combine a 10% with a 25% discount to get a 35% discount. On this we can't be bribed.

## Color of the Month and Book of the Month

**September orange; October Book of the Month; November purple; December red**

## September classes

**Cozy Flannel Quilt, lap size or queen size Sat Sept 7 1-4 \$30 Barb Boyer Max. 5 students**

This quilt can be made in two sizes. The patterns, and our samples, are 48" X 48". But you can make 4 units and sew them together for a 96" X 96". Or add borders to make the lap size into a twin or double. The quilt uses 5 different flannels and we have great choices. The class is limited because we only have 5 patterns.

**Beginning Quilting 8 weeks \$65 Barb Boyer Starting Sun Sept 8**

This comprehensive 8-week course will introduce to you almost everything you need to know about piecing a quilt top. Along the way you will learn about color, batting, thread, machines and various techniques to give you the skills to make almost any quilt.

**One Block Wonder Parts I and 2 Sat Sept 14 1-4 and Oct 19 10:30-5 \$45 Jean Korber**

If you haven't tried making a one block wonder quilt from panels, you are missing out on a spectacular quilt. This quilt uses 7 panels; 6 are cut into triangles and the remaining panel is incorporated intact into the quilt. You will learn how to accurately stack your 6 panels, cut them apart into strips, which are then cut into 6 identical triangles. After piecing your half hexagon units, you will design your own quilt. Jean has great tips and suggestions on how to make this quilt, how to incorporate

additional fabrics into your quilt, and how to evaluate what panels make the best One Block Wonder quilts.

**Let's Strip! Quilts Sat Sept 21 and Nov 16 10:30-4 or 5 Jean Korber and Barb Boyer \$130**

6 quilts, 1 book, every other month, 1 price for all 6 classes. (or \$35/class if you pick & choose). We did this last year, using one book and fat quarters, and the quilts were amazing. So we're trying it again, this time using 2 ½" strips. Each class will employ different techniques, and we sometimes change things up a little. We want you to learn something new in each class. The book is Striking Strip Quilts by Kate Henderson. You'll have to find the book on line, as it is no longer being published. If you have trouble finding it, let me know. January's quilt is called Summer Holiday; March is Tulip Patch; May is Day Dream; July is Twinkle Twinkle; September is By the Sea Shore; and November is Heading Home (which uses a lot of flying geese so if you want a jump start on the quilt, come to the Let's Make flying Geese class on Jan 15).

**Travel Tote Bag September 28 10:30-4 and Oct 26 10:30-4 \$50 Jean Korber**

This is a bag you can slip over the handles of your roll along luggage. Perfect for traveling, perfect for traveling to class with your sewing machine on a roll along cart. The class has 2 parts: first preparing your fabric and figuring out the pattern—Jean will tell you what parts need to be constructed before you put the bag together. The second class will be assembling the bag, adding pockets, learning to put in zippers. She's also made a few modifications, of course, and she'll explain how to do all of that.

**October Classes**

**Lost Socks Sat Oct 5, 1-5 \$35 Barb Boyer**

We all have a lost sock or two. This quilt celebrates all of the lost socks that no longer have a match. There are big socks and small socks and they are machines appliqued onto various backgrounds. You can make the quilt out of flannels, brushed cottons, wovens or regular fabrics. Make each sock unique and use all different applique stitches to secure them.

**Jingle Pops Christmas Tree Sat Oct 12 1:00-4 \$35 Barb Boyer**

The Jingle Pops are Hoffman fabrics famous 2 ½” strip sets, done in golds or silvers. Or you can use your own strip set to make this delightful Christmas Tree quilt. Easy to do and done before Christmas.

**One Block Wonder Parts I and 2 Sat Sept 14 1-4 and Oct 19 10:30-5 \$45 Jean Korber ongoing**

**Travel Tote Bag September 28 10:30-4 and Oct 26 10:30-4 \$50 Jean Korber ongoing**

**November Classes**

**Bison Wall Hanging Parts I & II, Nov 2, 1-5 and Nov 9, 1-5 \$35 Barb Boyer**

The Bison Wall Hanging comes from Wyoming pattern designer Sewn Design. The head of the bison is made in a crazy quilt style or from left over bits from your stash. The rest of the bison is created from one piece of fabric. The two pieces are then fused into place on a background. I'll show you how to “window pane” the bison, to reduce the amount of fusible needed for the quilt. Then the bison is secured using a machine blanket stitch—or any other decorative stitch. Part I is making the head and Part II is fusing in down and appliqueing in place.

**Let's Strip! Quilts Sat Nov 16 10:30-4 or 5 Jean Korber and Barb Boyer \$130**

March's quilt is Tulip Patch. You will need 25 assorted green strips for stems and 25 assorted strips for the tulips, plus background (and borders, if you want them). This quilt teaches different ways to use the 45 degree flip method for making flying geese-styled blocks.

**Krista Moser Christmas Tree Skirt Sat Nov 23 10:30-4 \$45 Jean Korber**



Krista has done it again with a great eloquent tree skirt. We love Krista Moser patterns because they go together so well and look like they are so complicated: Not. We also like offering her classes because the quilts use a 60 degree diamond ruler and we like to get as much use out of our specialty rulers that we can!

## **December Classes**

### **Machine Binding with your BSR Sat December 7, 1-4 \$45 Jean Korber**

Do you have a Bernina and you have the BSR (stitch regulator) and don't know how to use it? This class is for you. Jean will show you the ins and outs of machine quilting on your Bernina with the BSR. This is hands on class. You will need a small project (10" to 40", table runner, small wall napping, place mat, etc) that is ready to be quilted. When you sign up, we will tell you how to prepare your project so you are ready to quilt in class.

### **Storm at Sea Sat December 14 1-4 and 21 10:30-4 \$35 Barb Boyer**

This quilt used to be intimidating—then a ruler was developed and now it's a breeze! We will work with Deb Tucker's ruler for the construction of the block. We will also talk about various color schemes, one of which includes coloring the blocks to make a heart appear within the design.



Normal Shop Hours:

**Monday-Saturday 10-5:30**

**Sunday 1-5**

**Closed first Sunday of month (and some holidays)**

**New Hours for Winter Time (starting Nov 5-May 22)**

**Monday-Saturday 10-5, closed Sundays unless a class is scheduled. Then we're open 1-5. Check the schedule.**

Join the fun and come feel the difference of quality fabrics.

Happy quilting!

Sincerely, Barbara Boyer

Around the Block

307-433-9555

[www.aroundtheblockquilts.com](http://www.aroundtheblockquilts.com)

