



October 4, 2024



The nights get colder, the leaves turn colors and the monsters come out from under the bed.

“Wait a minute, wait a minute,” Becca said looking worried. “There are monsters under the bed? I sleep under the bed.”

“Do you feed them?” I asked innocently.

“What?! I’m supposed to feed them? I didn’t even know they were there.” Becca started toward the bedroom.

“Hold on,” I called to her. “The only monster under the bed is you. And I feed you.” Becca looked like she was about to protest.

“Monsters under the bed are just stories to scare kids,” I placated her. “If you feed the monsters, then they stay under the bed and don’t come out to scare you,” I explained.

“So monsters aren’t real?” Becca said, still looking over her shoulder toward the bedroom.

“Well, people can do monstrous things, but that doesn’t mean they’re monsters. Monsters are usually figments of people’s imaginations, unknown things, a mysterious animal, usually large and scary,” I said.

“Like the Lock Ness Monster?” Becca asked eagerly. “She lives in the Scottish lake called Lock Ness.”

“Nessie probably isn’t real,” I told her. “Presumably she is a plesiosaur, a hold over dinosaur from thousands of years ago. Stories about her started back in 565 in a biography of a Christian Irish missionary named St. Columba. He went to Scotland, following his involvement in a fairly brutal war in Ireland between two competing tribes.”

“Kinda of a, better get of out Dodge exit,” Becca said knowingly.

“Yup and he continued his missionary work, attempting to covert the Picts, by performing various miracles, including banishing a ferocious water beast in the River Ness after it killed a Pict.”

“And Nessie was born,” Becca said.

“You got it. And then there’s Bigfoot. He’s the missing link between humans and apes.”

“And he lives here in the U.S.?” Becca asked. “I didn’t think we had any apes here.”

“Good point,” I told her. “But people go out looking for him. Mulder, from the X-Files, called it squatchin’. You dress up like a tree, hide in the woods, and watch for Sasquatch to come by. He even has an FBI file.”

“Mulder?”

“No, Bigfoot. Mulder is FBI.”

“Okay, not real. Any of it. I got it,” Becca said.

“There is also the Jersey Devil. It has horns, a tail and leathery wings. The story may have originated with a man called Daniel Leeds. He was a Quaker back in the late 1600s. But he started publishing an almanac that contained astrological data.”

“Bet that didn’t sit well with the Quakers,” Becca said.

“Exactly. He was accused of using inappropriate language, symbols and names that were too pagan. He also started siding with the English monarchy, which the Quakers didn’t like either. His son, Tristan, later continued to print anti-Quaker pamphlets and at one point got into a feud with Benjamin Franklin, who was publishing his Poor Richard’s Almanac. Franklin wanted to get rid of the competition, so he predicted Tristan’s death and then joked that Tristan would return as a ghost to haunt him.”

“So Tristan became the Jersey Devil?” Becca asked.

“Not as easy as that. Various stories tell of one of Leeds’ wives having a fit after the birth of the 13<sup>th</sup> child. She cursed it as being a devil, so it flew away and began terrorizing people in the community. But the timing of legend appeared closer to

Tristan's death and by then both father and mother Leeds, were dead. It's more likely that Leeds was simply painted as a monster because of his political leanings. One thing led to another..."

"And you get a Jersey Devil monster under the bed," Becca said.

"Yup. And then you've got the Abominable Snowman," I said.

"A sasquatch with white fur," Becca said.

"And sirens, or seductive mermaids, sometimes called harpies. And a chimera, which is scary because it has a lion head, goat body and serpent tail and it breathes fire."

"Who thought that up," Becca asked.

"The Greeks. They were good for all sorts of monsters," I told her. "This one was the offspring of a monster Typhoeus and his partner Echidna, who was half-woman and half snake."

"So how did the lion and goat get in there," Becca asked.

"Dunno. But Typhoeus, or Typhon, was known as the father of all monsters. Originally, Typhon was a hundred-headed fire breathing dragon, so...."

"So dragons are real?" Becca asked, interrupting my explanation.

“Have you been paying attention to any of this?” I asked. “No. Dragons aren’t real. But they do seem to exist in all sorts of cultures. In China, dragon lore may have started when dinosaur fossils were found many thousands of years ago.”

“Well, dinos existed thousands of years ago. Why not dragons?” Becca stated. “Just because you haven’t seen a dragon fossil doesn’t mean it doesn’t exist.”

“You sound like Charlie from The Santa Clause, trying to explain to his step dad why Santa Claus exists even though his dad has never seen him.”

“Are you telling me Santa Claus doesn’t exist?” Becca said, starting to bite her lower lip. “Wait a minute. You’re saying Santa is a monster?” She started to howl.

“Calm down. Let’s dissect one holiday at time, shall we? We’re talking about Halloween and monsters under the bed, not Christmas and fat jolly elves down chimneys. How did we get so sidetracked?”

“You said dragons don’t exist.”

“Oh, right. And that led to Santa Claus. It’s amazing how your mind works, Becca. Well I think we’re done here. No more monsters under the bed or anywhere else,” I said.

“What about zombies and werewolves and vampires and basilisks and krakens and...”

“Slow down. How about we watch the movies that have all those monsters in them, instead. Wouldn’t that be more fun?”

“There are movies? Great,” Becca grumbled. “Now I’ll never get to sleep. You better be feeding those monsters under the bed. Wait...you’re not supposed to feed them after midnight. Or is it not give them water after midnight....I don’t know, I don’t know, I gotta go look that up. You just can’t...” But she had walked out the back door.


Good thing I didn’t tell her about the medusa or the minotaur or the griffins or the....

Happy Halloween movie watching!



## **Nine Patch Challenge**

**July 1-October 5**

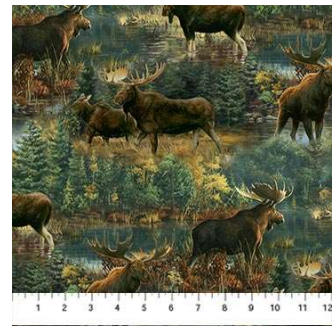



The summer scrap bag challenge is to make a quilt using the classic 9-patch block. Each bag purchased gets you one quilt. Each quilt finished from one bag gets you one entry for a \$100 gift certificate.




For purposes of this challenge, a 9-patch block can be any block that consists of 9 squares of a uniform size. So long as the block is based upon a grid that is 3 X 3, the individual squares can be a regular square, a half square triangle or a quarter square triangle unit. So blocks like the Ohio Star, traditional 9-patch, or Churn Dash are acceptable. You can add alternate blocks, like a plain block or a snowball block, in between your 9-patch blocks. You can separate your blocks with sashing. Or just piece your blocks together, so long as the result is clearly a nine-patch block quilt. Your quilt needs to be, at a minimum, 60” X 60” (Sorry I couldn't get the block images loaded better)



New Fabric





From Northcott





Y



From Clothworks




From 3 wishes









From Northcott



From Clothworks

Flannel

Flannel






From 3 Wishes



Y






From Riley Blake






From Clothworks: Secret Life of Squirrels II





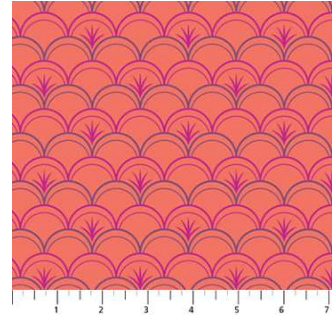



From Tula Pink

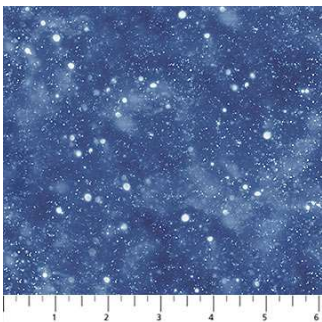


From Dear Stella





From Figo + rolls & squares



From Northcott: flannel, except for the 2 sports fabrics




Yoy 7 remaining!"








From Hoffman





AS SHOWN 42" X 24"







AS SHOWN 44" X 30"  
\*stripe runs parallel to selvage



PANEL MEASURES APPROX. 18" X 27"

From Benartex: The fall looking ones are flannel





Y

From Clothworks





OCTOBER 2024						
Sunday	Monday	Tuesday	Wednesday	Thursday	Friday	Saturday
		1 Hand work Club 2-5	2	3	4	5 BOM 10:30 Finish your quilt sale: 20% off backings, bindings and battings Lost Socks 1-5
6 CLOSED Beginning Quilt 1-4	7	8 Hand work Club 2-5	9 Knit Pickers' Club 2-5	10 Long Arm Rental Day	11	12 Embroidery Club 10-noon Jingle Pops Christmas Tree 1-5
13 Beginning Quilt 1-4	14 Columbus Day	15 Hand work Club 2-5	16	17 Full Moon	18	19 One Block Wonder Part II 10:3-5
20 Beginning Quilt 1-4	21	22 Hand work Club 2-5	23 Knit Pickers' Club 2-5	24	25	26 Travel Bag Part II 10:30-4
27 Beginning Quilt 1-4	28	29 Hand work Club 2-5	30	31		Color of the month: green

## NOVEMBER 2024

Sunday	Monday	Tuesday	Wednesday	Thursday	Friday	Saturday
Color of the month: Purple					<b>1</b>	2 BOM 10:30 Finish your quilt sale: 20% off backings, bindings and battings  Bison Wall Hanging Part I 1-5
3 CLOSED	<b>4</b>	<b>5</b> Hand work Club 2-5	<b>6</b>	<b>7</b>	<b>8</b>	9 Embroidery Club 10-noon  Bison Wall Hanging Part I 1-5
10 CLOSED	<b>11</b> Veterans Day	<b>12</b> Hand work Club 2-5	<b>13</b> Knit Pickers' Club 2-5	<b>14</b>	<b>15</b> Full Moon	16 Strip Quilts 10:30-4
17 CLOSED	<b>18</b>	<b>19</b> Hand work Club 2-5	<b>20</b>	<b>21</b>	<b>22</b>	23 Krista Moser Christmas Tree Skirt 10 30-4
24 CLOSED	<b>25</b>	<b>26</b> Hand work Club 2-5	<b>27</b> Knit Pickers' Club 2-5	<b>28</b> Thanksgiving Day	<b>29</b> Black Friday Sale	30 Shop Small Business Sale

DECEMBER 2024						
Sunday	Monday	Tuesday	Wednesday	Thursday	Friday	Saturday
1 CLOSED	2	3 Hand work Club 2-5	4	5	6	7 BOM 10:30 Finish your quilt sale: 20% off backings, bindings and battings  Machine Quilting with your BSR 1-4
8 CLOSED	9	10 Hand work Club 2-5	11 Knit Pickers' Club 2-5	12	13	14 Embroidery Club 10-noon  Storm at Sea Part I 1-4 <b>Full Moon</b>
15 CLOSED	16	17 Hand work Club 2-5	18	19	20	21 Storm at Sea Part II 10:30-4
22 CLOSED	23	24	25 Christmas	26	27 <b>Toad Toter Sale</b>	28 <b>Year End Sale</b>
29 CLOSED	30 CLOSED	31 CLOSED				Color of the month: red

Please look on the calendars above for times and dates. NOTE: I will be doing a pillow case workshop in October on Thursdays in the afternoon. I will post the times and details soon.

Also, we did not include Machine Binding in the class schedule, but I will try to include it in November. Details to follow.

We may also do something special on Veteran's Day. So much to plan....

**Ongoing Classes & Clubs**

**Block of the Month** First Sat of month 10:30-11:15 FREE Barb Boyer

Join at any time. You get a free fat quarter if you come to class with the previous month's completed block. This year the challenge will be ... come in January and find out!

**Hand Embroidery Club** 2<sup>nd</sup> Sat. of the month, 10-noon FREE Kathy Sconce

If you want to learn to hand embroider or just brush up your technique, join us on the second Saturday of the month from 10 to noon. You can work on your own projects or you can join the project we are doing, which are sheep! From Crabapple Hill

**Knit Pickers' Club** 2<sup>nd</sup> and 4<sup>th</sup> Wed of each month, 2-5 Carol Moler

Come join our Knit Pickers= Club. We knit 2 days a month every second and fourth Wednesday, from 2-5. The Club is open to all skill levels and, despite the name, includes crocheters as well. We want to share what we've learned, find new patterns, and simply just sit and knit. We may work on some felting projects, fingerless mittens, mittens, and socks. We can even help you get started—teach you the basics.

**Hand Sewing Club** every Tuesday afternoon 2-5

This club is open to everyone. Bring your hand sewing (embroidery, binding, knitting, crochet, etc) and sit & stitch.

**Toad Toters Club**

On full moon days (as noted in the calendar) you will get 20% off all purchases (not otherwise discounted) that you can fit in your bag. You must bring your bag to participate.

Full Moon Days: September 17, October 17, November 15 and December 14.

## Discount Policy

We will honor only one discount -- whichever is largest. You can't combine a 10% with a 25% discount to get a 35% discount. On this we can't be bribed.

## Color of the Month and Book of the Month

**September orange; October Book of the Month; November purple; December red**

## October Classes

### **Lost Socks Sat Oct 5, 1-5 \$35 Barb Boyer**

We all have a lost sock or two. This quilt celebrates all of the lost socks that no longer have a match. There are big socks and small socks and they are machines appliqued onto various backgrounds. You can make the quilt out of flannels, brushed cottons, wovens or regular fabrics. Make each sock unique and use all different applique stitches to secure them.

### **Jingle Pops Christmas Tree Sat Oct 12 1:00-4 \$35 Barb Boyer**

The Jingle Pops are Hoffman fabrics famous 2 ½" strip sets, done in golds or silvers. Or you can use your own strip set to make this delightful Christmas Tree quilt. Easy to do and done before Christmas.

### **One Block Wonder Parts I and 2 Sat Sept 14 1-4 and Oct 19 10:30-5 \$45 Jean Korber ongoing**

## November Classes

### **Bison Wall Hanging Parts I & II, Nov 2, 1-5 and Nov 9, 1-5 \$35 Barb Boyer**

The Bison Wall Hanging comes from Wyoming pattern designer Sewn Design. The head of the bison is made in a crazy quilt style or from left over bits from your stash. The rest of the bison is created from one piece of fabric. The two pieces are then fused into place on a background. I'll show you how to "window pane" the bison,



to reduce the amount of fusible needed for the quilt. Then the bison is secured using a machine blanket stitch—or any other decorative stitch. Part I is making the head and Part II is fusing in down and appliqueing in place.

**Let's Strip! Quilts Sat Nov 16 10:30-4 or 5 Jean Korber and Barb Boyer \$130**

March's quilt is Tulip Patch. You will need 25 assorted green strips for stems and 25 assorted strips for the tulips, plus background (and borders, if you want them). This quilt teaches different ways to use the 45 degree flip method for making flying geese-styled blocks.

**Krista Moser Christmas Tree Skirt Sat Nov 23 10:30-4 \$45 Jean Korber**

Krista has done it again with a great eloquent tree skirt. We love Krista Moser patterns because they go together so well and look like they are so complicated: Not. We also like offering her classes because the quilts use a 60 degree diamond ruler and we like to get as much use out of our specialty rulers that we can!


**December Classes**

**Machine Binding with your BSR Sat December 7, 1-4 \$45 Jean Korber**

Do you have a Bernina and you have the BSR (stitch regulator) and don't know how to use it? This class is for you. Jean will show you the ins and outs of machine quilting on your Bernina with the BSR. This is hands on class. You will need a small project (10" to 40", table runner, small wall nagging, place mat, etc) that is ready to be quilted. When you sign up, we will tell you how to prepare your project so you are ready to quilt in class.

**Storm at Sea Sat December 14 1-4 and 21 10:30-4 \$35 Barb Boyer**

This quilt used to be intimidating—then a ruler was developed and now it's a breeze! We will work with Deb Tucker's ruler for the construction of the block. We will also talk about various color schemes, one of which includes coloring the blocks to make a heart appear within the design.



Normal Shop Hours:

**Monday-Saturday 10-5:30**

**Sunday 1-5**

**Closed first Sunday of month (and some holidays)**

**New Hours for Winter Time (starting Nov 5-May 22)**

**Monday-Saturday 10-5, closed Sundays unless a class is scheduled. Then we're open 1-5. Check the schedule.**

Join the fun and come feel the difference of quality fabrics.

Happy quilting!

Sincerely, Barbara Boyer

Around the Block

307-433-9555

[www.aroundtheblockquilts.com](http://www.aroundtheblockquilts.com)

