



Around the Block
QUILT SHOP

May 24, 2024

Becca's been on vacation. I'm not sure where she went. She said something about wind, cold and I'm getting out of here 'till the lilacs bloom, assuming the hail doesn't get to them first. I think she headed to North Platte. But she'll get tired of the tornado warnings and she'll be home soon. So next week we may hear about her travels, but until then....you've just got me.

It's funny how one story morphs into the next. Like the Planet of the Apes movies and the wolves of Chernobyl and the orcas attacking a yacht. And end of the world scenarios flash through your head.

But that was last week. Over and done, on to new things. Until I made the mistake of reading Animal Farm, or rereading it, actually. I'd read it as a teen and it was a weird book. It wasn't a Charlotte's Web or a Winne the Pooh or even Watership Down. Its message was a tad different. And I think I had already read 1984, Brave New World, etc., so I had an understanding of dystopian literature. I was all of 16 or 17 years old and reading Vonnegut, after all. 1984 was still more than a decade away. A 16-year-old can't see that far into the future.

I discovered that Animal Farm is worth rereading as an adult.

The story line is simple. Essentially, the animals rebel and kick their human off their farm and go about farming for themselves. They want to grow their own food, and reap the profits of their hard work for themselves. It works, in the beginning. Kind of.

At the beginning they create a list of seven commandments to live by: "1. Whatever goes upon two legs is an enemy. 2. Whatever goes upon four legs or has wings is a friend. 3. No animal shall wear clothes. 4. No animal shall sleep in a bed. 5. No animal shall drink alcohol. 6. No animal shall kill other animals. 7. All animals are equal."

In some ways, these rules form the foundation of the Planet of the Apes movies. At least the two last commandments do. So I found that an interesting steal.

But the thing about commandments, is they only work when you want them to, just like modern day laws and rules. Over the course of Animal Farm, and even Planet of the Apes, the commandments get warped as needed. And because the animals at the farm are not all that bright, the changes get accepted as though they had been written that way all along. The lies the pigs tell are accepted as the way it always was. The pigs rewrite history and the other animals come to believe it as true.

The first change, because the sheep couldn't read and couldn't remember much, was to combine the first two commandments. The sheep could remember, Four legs good, two legs bad. And they would chant

that endlessly, especially in times of stress. And off to work they would go, with the soothing mantra running through their heads. And they were happy. Sort of.

The next changes came about because the pigs, who were the smartest of the animals, decided that they needed to run the farm, and, therefore, they needed some perks. Or to put it another way, they needed it to be okay that they were breaking the commandments.

So the “No animal shall sleep in a bed” became “No animal shall sleep in a bed with sheets.” After all, it’s the sheets that are the problem, not the bed. Everyone sleeps in a bed, whether it be hay or nest. And the pigs by now were living in the farmer’s house, no longer bedding down with the masses in the barn. They needed a commandment change to protect their lifestyle.

Another change came after the pigs got into the alcohol left behind by the farmer. The commandment was changed to “No animal shall drink alcohol to excess.” And the other animals accepted it, although some began to speculate that the original was somehow changed. But the commandments were written on a wall in the barn. And the “to excess” was printed plainly for all to read on the wall. For those who could read. So it must have been that way from the beginning, the other animals reasoned.

And then one of the pigs, Snowball, escaped, or left the farm, or... Anyway, the farm started to fall apart, and the pigs started telling all the other animals that Snowball was behind all of the mishaps. He was working in league with the humans. It was all his fault. And one by one many of the animals came forward and confessed that they had seen Snowball doing all sorts of bad things. Which, of course, they hadn’t, but they confessed anyway. It happens.

And the pigs killed each one of the animals that admitted to seeing, hearing, or being influenced by Snowball. Because any heretical thinking had to be put down. And all the other animals watched, except for the cat.

And overnight the 6th commandment became “No animal shall kill any other animal without cause.” And the rest of the animals accepted that because they believed that was the way it had always been. And they believed the pigs who told them it was best for their society.

Finally, in order to keep the farm running, the pigs had to start trading and dealing with the humans, something they had originally pledged not to do. Because they’d designed the farm to be self sufficient, in a commune sort of way. But the pigs were also getting greedy and wanted the finer things in life that humans had and the commune style farm couldn't support the extras demanded by the pigs, who were, of course, entitled. The pigs were also lazy and wanted all the other animals to work for them. So the last commandment became “All animals are equal, but some more equal than others.”

In the end, the schism between the worker animals and the pigs grew wider and wider until none of the farm animals could tell the difference between the pigs and the men.

George Orwell wrote *Animal Farm* from November 1943 to February 1944, but the idea for it began in 1937. He wrote what he saw happening in both Germany and Russia. But his main focus was to draw attention to the many atrocities that Russia was committing upon its own peoples as it forged its way toward its totalitarian dominance. Needless to say this book was not popular in many quarters and even getting it published was a struggle.

But books like this have staying power. It’s amazing how prescient Orwell was.

Calendar for June-August is displayed below. Some of the classes are self explanatory, like Machine Binding and Machine quilting. The Sew Spring Quilt is the In the Beginning quilt, now hanging by the register, that we kitted. We still have 2 kits left. I am teaching it over several different days: June 8, June 29, and August 3 and 10. We may not need all those classes, but the summer schedule got a little whacky.

Jean is teaching a quilt as you go class, that we're calling Triangle Log Cabin. If you are interested, we will have a supply list and preliminary cutting suggestions, and a picture of what we're doing.

I'm teaching a paper bag log cabin quilt, where I'll teach you the basics of making a scrappy log cabin. It's a great class for color confidence. You will need a bunch (3-4 yards) of dark & medium fabrics cut into 1 1/2" strips (by any length) and the same amount for lights. Choose one color for your center square--you'll need as many center squares as you do blocks. The size of the quilt and setting of your blocks, will determine how many blocks you will need, but 1/4 yard for the centers will be enough.

For the Machine Binding class, you will need a small quilted project (20" X 20" - 40" X 40", and it doesn't have to be square, just something within those dimensions) ready for binding. Choose your binding fabric, **but don't cut until class!**

For the Machine Quilting class you will NOT need a project. I will supply the materials for you to practice on. You will need a machine that you can either drop of cover your feed dogs AND a hopping or darning foot. If you have a walking foot, you can bring it, but you don't need one.


We have a couple more classes to set in August. So we'll keep you posted.


New Fabric

Some bad news about the Bucking Horse & Rider fabric. The "chop" that is used to make the horse & rider had to be replaced. I don't know if you are aware of how batiks are made, but typically the print is hand stamped on the fabric. The stamp is called a chop. So remaking the chop took time, then Ramadan hit, which is a month long religious celebration observed in Bali. So the BH&R fabric won't arrive until July. Sorry.



From Riley Blake. The blacks glow in the dark

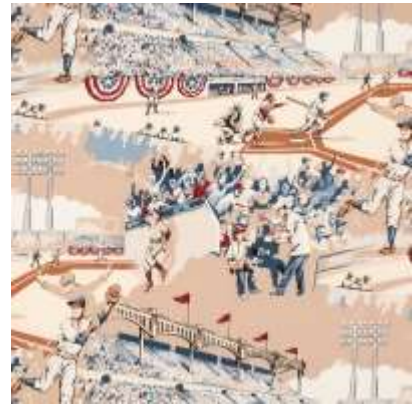





From Kennard & Kennard





From Alexander Henry












From Riley Blake






From In the Beginning: **We've made 6 kits: \$175. 4 are sold.** If you are interested, don't wait too long. We have enough fabric to make 1 more kit, maybe 2. We will have a class this summer to teach the blocks & the applique.







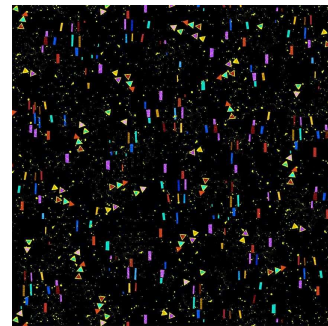


From QT--some good panels for one block wonder class in the fall



From Riley Blake, the green plus 10" square packs



From Hoffman



From Timeless Treasures



From Riley Blake

From Hoffman





CLASS NOTES

T-Shirt Class

I'm keeping the first class on May 4, but I am going to repeat the first class on May 11 and then hold the second class on June 1, from 1-5. I had some of my own scheduling concerns that I've fixed, so I can keep the May 4 date. But for those of you who couldn't make the May 4 class, I will repeat it on May 11. For everyone who can come on May 4, you have options: Come May 4 & June 1, come May 11 & June 1, or come all three days. LOL. Just talk to me and we can figure it out.

In The Beginning Quilt Kit

For those of you who bought the kit, Jean and I have started making the blocks. There is plenty of fabric in the kit, so there is some room for cutting errors. Also, we will have a class this summer to teach how this quilt goes together. In the first class, I will give you different cutting instructions for several of the blocks. Mainly, we will increase the size of all half square triangles by 1/8" inch. But there is also a flying goose construction that we will cut differently. All of this means: don't cut prior to the first class. For those of you not taking the class, you can cut exactly what the pattern says and you will be fine. But if you want my changes, please consider joining the class. If you can't take the class, and want my changes, come in and see me.

MAY 2024

Sunday	Monday	Tuesday	Wednesday	Thursday	Friday	Saturday
			1 Long Arm class 10:30	2 Long Arm Rental Day	3	4 BOM 10:30 T-shirt Quilt Part I 1-5
5 CLOSED	6	7 Hand work Club 2-5	8 Knit Pickers' Club 2-5	9 Long Arm Rental Day	10	11 Embroidery Club 10-noon T-shirt Quilt Part II 1-5
12 CLOSED	13	14 Hand work Club 2-5	15 Long Arm class 10:30	16 Long Arm Rental Day	17	18 Strip Quilts 10:30-4
19 CLOSED	20	21 Hand work Club 2-5	22 Knit Pickers' Club 2-5	23 Long Arm Rental Day Full Moon	24	25 Flutterby Frolic: Krista Moser Quilt 10:30-4
26 CLOSED	27 Memorial Day	28 Hand work Club 2-5	29	30 Long Arm Rental Day	31	Color of the month: whites

JUNE 2024


Sunday	Monday	Tuesday	Wednesday	Thursday	Friday	Saturday
						1 BOM 10:30 T-shirt Quilt Part 1 1-5
2 Shop Is now open 1-5! Beginning Quilt 1-4	3	4 Hand work Club 2-5	5 Long Arm class 10:30	6 Long Arm Rental Day	7	8 Embroidery Club 10-noon Sew Spring Quilt 1-4
9 Shop Is now open 1-5! Beginning Quilt 1-4	10	11 Hand work Club 2-5	12 Knit Pickers' Club 2-5	13 Long Arm Rental Day	14	15 Quilt as you go: Triangle Log Cabin 10:30-4
16 Shop Is now open 1-5! Beginning Quilt 1-4	17	18 Hand work Club 2-5	19 Long Arm class 10:30	20 Long Arm Rental Day	21 Full Moon	22 Machine Quilting 10:30- 2:30
23 Shop Is now open 1-5! Beginning Quilt 1-4	24	25 Hand work Club 2-5	26 Knit Pickers' Club 2-5	27 Long Arm Rental Day	28	29 Sew Spring Quilt 10:30-4
30 Shop Is now open 1-5! Beginning Quilt 1-4						Color of the month: blue

JULY 2024

Sunday	Monday	Tuesday	Wednesday	Thursday	Friday	Saturday
	1	2 Hand work Club 2-5	3	4 Independence Day	5	6 BOM 10:30 Machine Binding 1-5
7 CLOSED	8	9 Hand work Club 2-5	10 Knit Pickers' Club 2-5	11 Long Arm Rental Day STATE QUILT Meeting	12 STATE QUILT Meeting	13 Embroidery Club 10-noon STATE QUILT Meeting
14 Shop Is now open 1-5! Beginning Quilt 1- 4	15	16 Hand work Club 2-5	17 Long Arm class 10:30	18 Long Arm Rental Day	19	20 Strip Quilts 10:30-4 Full Moon
21 Shop Is now open 1-5! Beginning Quilt 1- 4	22	23 Hand work Club 2-5	24 Knit Pickers' Club 2-5	25 Long Arm Rental Day	26	27 Paper Bag Log Cabin Quilt 10:30-4
28 Shop Is now open 1-5! Beginning Quilt 1- 4	29	30 Hand work Club 2-5	31			Color of the month: Christmas

AUGUST 2024

Sunday	Monday	Tuesday	Wednesday	Thursday	Friday	Saturday
				1	2	3
Color of the month: blacks				Long Arm Rental Day		BOM 10:30 Sew Spring Quilt 1-4
4	5	6	7	8	9	10
CLOSED		Hand work Club 2-5	Long Arm class 10:30	Long Arm Rental Day		Embroidery Club 10-noon Sew Spring Quilt 1-4
11	12	13	14	15	16	17
Shop Is now open 1-5!		Hand work Club 2-5	Knit Pickers' Club 2-5	Long Arm Rental Day		
18	19	20	21	22	23	24
Shop Is now open 1-5!	Full Moon	Hand work Club 2-5	Long Arm class 10:30	Long Arm Rental Day		
25	26	27	28	29	30	31
Shop Is now open 1-5!		Hand work Club 2-5	Knit Pickers' Club 2-5	Long Arm Rental Day		



Please look on the calendars above for times and dates.

Ongoing Classes & Clubs

Block of the Month First Sat of month 10:30-11:15 FREE Barb Boyer
Join at any time. You get a free fat quarter if you come to class with the previous month's completed block. This year the challenge will be ... come in January and find out!

Hand Embroidery Club 2nd Sat. of the month, 10-noon FREE Kathy Sconce
If you want to learn to hand embroider or just brush up your technique, join us on the second Saturday of the month from 10 to noon. You can work on your own projects or you can join the project we are doing, which are sheep! From Crabapple Hill

Knit Pickers' Club 2nd and 4th Wed of each month, 2-5 Carol Moler
Come join our Knit Pickers= Club. We knit 2 days a month every second and fourth Wednesday, from 2-5. The Club is open to all skill levels and, despite the name, includes crocheters as well. We want to share what we've learned, find new patterns, and simply just sit and knit. We may work on some felting projects, fingerless mittens, mittens, and socks. We can even help you get started—teach you the basics.

Hand Sewing Club every Tuesday afternoon 2-5
This club is open to everyone. Bring your hand sewing (embroidery, binding, knitting, crochet, etc) and sit & stitch.

May Classes

T-Shirt Quilt Sat May 4 & 11 1-4 \$45 Barb Boyer

So you've got all these t-shirts and want to turn them into a quilt? It's easy, but you need the right tools. The class is taught in 2 parts: First, preparing your t-shirts, and second, designing your top—which is where I come in, because I can help with all of the math that might be involved.

Krista Moser Flutterby Sat May 25 Jean Korber Saturday class only \$45

CHANGE ABOUT THE RETREAT. I AM OUT OF TOWN THAT WEEKEND, SO WE ARE NOT HAVING THE RETREAT. WE WILL TRY TO THIS AGAIN OVER ANOTHER LONG WEEKEND WHEN I AM IN TOWN.

Jean will teach the quilt Flutterby by Krista Moser. This is a newer pattern by her and uses the same ruler, a 60 degree diamond ruler, that has become her signature ruler. If you have not done one of Moser's quilts, they are great, easy and will teach you how to handle bias. You will also meet other students who are familiar with these patterns and love them.

CLUBS

HAND EMBROIDERY CLUB FREE!

If you want to learn to hand embroider or just brush up your technique, join us on the second Saturday of the month from 10 to noon. You can work on your own projects or you can join the project we are doing.

Hand Work Club FREE!

Every Tuesday afternoon from 2-5, join us to just sit & hand stitch, crochet, bind, or knit group. Bring what you're working on, sit up at the table in front by the window and work on your projects for a while. You can get advice & suggestions from your fellow quilters and share your experiences about your projects.

Knit Pickers' Club FREE!

This is another get-together class to sit & knit, work on our projects, share information and get some help. We will share techniques, suggest patterns, but mainly we'll sit & knit (or pick). 2nd & 4th Wednesdays 2-5.

Block of the Month Club FREE!

First Saturday of the Month, 10:30-11:15. Join at any time. You get a free fat quarter if you come to class with the previous month's completed block.

Toad Toters Club

On full moon days (as noted in the calendar) you will get 20% off all purchases (not otherwise discounted) that you can fit in your bag. You must bring your bag to participate.


Full Moon Days: January 25; February 24; March 25; April 23; May 23

Discount Policy

We will honor only one discount -- whichever is largest. You can't combine a 10% with a 25% discount to get a 35% discount. On this we can't be bribed.

Color of the Month

January purple; February red; March green; April yellow; May whites



Nolting Quilting Machines



Nolting Longarm Machines

Nolting has 5 main machines, each with different reaches: from 17" to 30" depending on the machine. They are sold with or without a frame, but after I saw & helped set up one of the steel frames this week, I recommend buying the frame. All machines, except for the Standard--the most economical machine-- have a stitch regulator. I recommend a stitch regulator. All machines can be equipped with a computer and there are a couple of different ones to choose from. In addition, you can get an extended table base so that you can use rulers, you can get larger bobbins on some of the models and on the frames you can get hydraulic lifts to raise and lower the tables. In the coming weeks, I will print out more information on each model.

The best entry level machine is the Fun Quilter. It comes in 17", 20" & 23" reach. It comes with the Intellistitch Equalizer stitch regulator, standard speed control, needle up/down, and fixed handles in the front & rear. This machine can also be equipped with a computer.

The Pro Machine has the Intellistitch Turbo stitch regulator, single stitch option, standard speed control, needle up/down and customizable handles in the front & rear. The Pro Machine comes in 20", 24" and 30" reach with 10-12" of inside height. There are easy dials on the front to set stitch length and other options. This machine can also be equipped with a computer.

The NV Machine is the newest in the fleet of Nolting machines. This machine has a touch screen with programmable stitch regulation. You can stitch in 4 different stitch modes plus single stitch and needleup/down. It also has an adjustable brightness LED work light. This machine can also be equipped with a computer.

Normal Shop Hours:
Monday-Saturday 10-6
Sunday 1-5

Closed first Sunday of month (and some holidays)
New Hours for Winter Time (starting Nov 5-May 22)
Monday-Saturday 10-5, closed Sundays unless a class is scheduled. Then we're open 1-5. Check the schedule.

Join the fun and come feel the difference of quality fabrics.

Happy quilting!

Sincerely, Barbara Boyer
Around the Block
307-433-9555
www.aroundtheblockquilts.com



Around the Block | 453 Vandehie Suite 120 | Cheyenne, WY 82009 US

[Unsubscribe](#) | [Update Profile](#) | [Constant Contact Data Notice](#)



Try email marketing for free today!