



May 17, 2024

I hope you got to see the Northern Lights last Friday. The skies did clear, but when I first went out to look, I thought I was just looking at a bank of clouds. But...I went back out with my phone and looked through it, and there they were in green and purple and a little magenta. I think I watched for 2 hours. They even fluctuated over head.

And then a funny thing happened. I started feeling guilty about looking at the wonderous phenomenon because it was created by massive explosions on our sun. And then I reminded myself that I, or we as in humanity, had nothing to do with the solar explosions that were creating beauty on earth.

I mean, we could be living inside a science fiction author's creation, where secret explorations to the sun to harvest and mine various elements have backfired, disrupting the sun's very core causing it to explode or implode and die unexpectedly. And now we have to equip a courageous group of scientists and astronauts for a one way voyage to save the sun from its own destruction. And the Americans are leading the way because, of course, we're the only ones who have figured it out because....wait for it... we were the ones that caused the problem in the first place and one of the scientists on board is one of the ones who contributed to problem.

Oh wait. Someone's already done that plot. It's called the Core. And we didn't do it to the sun, we did it to the earth.

Which calls to mind the disastrous movie called Moonfall, where the moon is spiraling out of orbit, headed toward earth. To save the world, NASA sends up 2 has-been astronauts and a guy to save the world. Really. Three people. And what do they discover? Aliens inhabiting the moon. See, the moon really isn't real. It's just a structure to house aliens. Director Emmerich said, "There are some who believe that the moon is not a natural object. I thought that was an intriguing idea for a movie. What happens if this object falls down to Earth?" And he even got scientists to speculate down his rabbit hole. And they pay people to come up with this stuff. It really is a terrible movie. It makes Sharknado look good.

But back on earth, we have some of our own strange and unusual things happening. Have you heard about the wolves in Chernobyl? Not only wolves but other thriving animals living in the aftermath of the 1986 explosion of the No.4 reactor at the Chernobyl Nuclear Power plant. There was a power surge at the plant, various explosions and a meltdown, followed by a reactor core fire. Radioactive contaminants were spread throughout Europe and Russia, finally resulting in a 19 mile exclusion zone around the reactor. There were deaths at the time, and cancer related deaths over the years caused by the disaster.

But what's remarkable is the survival of some of the animals, like the wolves. The wolves have developed altered immune systems to adapt to the radioactive environment in which they live. They have immune defense systems not seen in humans or other animals. And you should see the pictures of these wolves. They are twice as big as a normal wolf and have been photographed standing on their hind legs. Chatting with each other. Smoking a cigarette.

Okay, the last bit is made up, but there is a storyline out there about this, as well. It's called Zoo, by James Patterson. The story involves animals that start to attack humans because their brains are being triggered by cell phone emanations and car exhaust fumes. Next up: Wolves from Chernobyl with DNA changes that give them a heightened immune system, organizing gangs and striking out across Europe.

Cut to Orca attacks on a yacht in the Strait of Gibraltar. An unknown number of orcas began ramming a 50-foot yacht last Sunday. The couple on board were eventually rescued, but the yacht sank. And these kind of attacks have happened before. There have been up to 700 orca attacks since 2020. And no one really knows why. One group thinks the orcas are doing it for sport. Another study suggests orcas have "sophisticated learning abilities." I think that maybe baby orcas grew up next to Chernobyl and were released into the wild years later. They are in communication with the wolves.

Or...have you seen the new Planet of the Apes movie? I'll be honest. I'm not sure I understood it. I mean I get that there are peaceful apes, aggressive apes and humans, all living together on earth. And so things go wrong. But I hadn't recently watched the films leading up to this one, so I got to thinking that maybe what I was missing was somehow linked to the previous movies. I mean it's a bit like watching the Star Wars movies & shows, stepping into the middle of some story line branch from one of the movies. Sometimes things just don't make sense.

So I went back to the newest original reboot of the Planet of the Apes, the one from 2011. Not the 2001. And not the Charlton Heston one. The basic plot involves a scientist trying to make a new drug to cure Alzheimer's, because his dad is losing his memory. And he tests it on apes. And it works. On apes. On humans it works until our immune system begins to battle against the vaccine which then becomes deadly. Upshot, at the end of the movie the 20 apes at a private refuge plus another 20 at a zoo and the 13 or so from the research center all escape, form a band of several hundred apes (sometimes you just don't ask questions in the movies, you just accept it at face value), take over the Golden Gate Bridge and then escape into the Muir Woods to live unnoticed for the next 10 years or so.

The humans on the other hand face a different future. A pilot accidentally gets exposed to the virus at the end of the movie. He climbs on a plane, even though his nose is bleeding—always a sure sign of a problem. And then in the end credits, the movie shows how one flight spreads the disease world wide.

Remember Covid? Kinda like that. And that first reboot movie was made in 2011. It was a little creepy to see the end of the world happen 9 years before it essentially did.

And it just makes you wonder. Weird wolves. Attacking orcas. Sun spots. Disruptions in the telecommunications grid, transportation systems, power & water services.

Northern Lights.

Have you checked to see if your monsters are still under your bed? Don't forget to feed them.

Calendar for June-August is displayed below. Some of the classes are self explanatory, like Machine Binding and Machine quilting. The Sew Spring Quilt is the In the Beginning quilt, now hanging by the register, that we kitted. We still have 2 kits left. I am teaching it over several different days: June 8, June 29, and August 3 and 10. We may not need all those classes, but the summer schedule got a little whacky.

Jean is teaching a quilt as you go class, that we're calling Triangle Log Cabin. If you are interested, we will have a supply list and preliminary cutting suggestions, and a picture of what we're doing.

I'm teaching a paper bag log cabin quilt, where I'll teach you the basics of making a scrappy log cabin. It's a great class for color confidence. You will need a bunch (3-4 yards) of dark & medium fabrics cut into 1 1/2" strips (by any length) and the same amount for lights. Choose one color for your center square--you'll need as many center squares as you do blocks. The size of the quilt and setting of your blocks, will determine how many blocks you will need, but 1/4 yard for the centers will be enough.

For the Machine Binding class, you will need a small quilted project (20" X 20" - 40" X 40"), and it doesn't have to be square, just something within those dimensions) ready for binding. Choose your binding fabric, **but don't cut until class!**

For the Machine Quilting class you will NOT need a project. I will supply the materials for you to practice on. You will need a machine that you can either drop of cover your feed dogs AND a hopping or darning foot. If you have a walking foot, you can bring it, but you don't need one.



We have a couple more classes to set in August. So we'll keep you posted.


New Fabric

Some bad news about the Bucking Horse & Rider fabric. The "chop" that is used to make the horse & rider had to be replaced. I don't know if you are aware of how batiks are made, but typically the print is hand stamped on the fabric. The stamp is called a chop. So remaking the chop took time, then Ramadan hit, which is a month long religious celebration observed in Bali. So the BH&R fabric won't arrive until July. Sorry.



From Riley Blake. The blacks glow in the dark






From Kennard & Kennard





From Alexander Henry












From Riley Blake






From In the Beginning: **We've made 6 kits: \$175. 4 are sold.** If you are interested, don't wait too long. We have enough fabric to make 1 more kit, maybe 2. We will have a class this summer to teach the blocks & the applique.







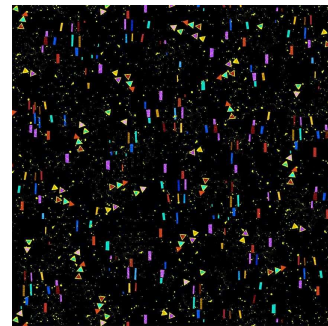


From QT--some good panels for one block wonder class in the fall



From Riley Blake, the green plus 10" square packs



From Hoffman



From Timeless Treasures



From Riley Blake

From Hoffman





CLASS NOTES

T-Shirt Class

I'm keeping the first class on May 4, but I am going to repeat the first class on May 11 and then hold the second class on June 1, from 1-5. I had some of my own scheduling concerns that I've fixed, so I can keep the May 4 date. But for those of you who couldn't make the May 4 class, I will repeat it on May 11. For everyone who can come on May 4, you have options: Come May 4 & June 1, come May 11 & June 1, or come all three days. LOL. Just talk to me and we can figure it out.

In The Beginning Quilt Kit

For those of you who bought the kit, Jean and I have started making the blocks. There is plenty of fabric in the kit, so there is some room for cutting errors. Also, we will have a class this summer to teach how this quilt goes together. In the first class, I will give you different cutting instructions for several of the blocks. Mainly, we will increase the size of all half square triangles by 1/8" inch. But there is also a flying goose construction that we will cut differently. All of this means: don't cut prior to the first class. For those of you not taking the class, you can cut exactly what the pattern says and you will be fine. But if you want my changes, please consider joining the class. If you can't take the class, and want my changes, come in and see me.

MAY 2024

Sunday	Monday	Tuesday	Wednesday	Thursday	Friday	Saturday
			1 Long Arm class 10:30	2 Long Arm Rental Day	3	4 BOM 10:30 T-shirt Quilt Part I 1-5
5 CLOSED	6	7 Hand work Club 2-5	8 Knit Pickers' Club 2-5	9 Long Arm Rental Day	10	11 Embroidery Club 10-noon T-shirt Quilt Part II 1-5
12 CLOSED	13	14 Hand work Club 2-5	15 Long Arm class 10:30	16 Long Arm Rental Day	17	18 Strip Quilts 10:30-4
19 CLOSED	20	21 Hand work Club 2-5	22 Knit Pickers' Club 2-5	23 Long Arm Rental Day Full Moon	24	25 Flutterby Frolic: Krista Moser Quilt 10:30-4
26 CLOSED	27 Memorial Day	28 Hand work Club 2-5	29	30 Long Arm Rental Day	31	Color of the month: whites

JUNE 2024


Sunday	Monday	Tuesday	Wednesday	Thursday	Friday	Saturday
						1 BOM 10:30 T-shirt Quilt Part 1 1-5
2 Shop Is now open 1-5! Beginning Quilt 1-4	3	4 Hand work Club 2-5	5 Long Arm class 10:30	6 Long Arm Rental Day	7	8 Embroidery Club 10-noon Sew Spring Quilt 1-4
9 Shop Is now open 1-5! Beginning Quilt 1-4	10	11 Hand work Club 2-5	12 Knit Pickers' Club 2-5	13 Long Arm Rental Day	14	15 Quilt as you go: Triangle Log Cabin 10:30-4
16 Shop Is now open 1-5! Beginning Quilt 1-4	17	18 Hand work Club 2-5	19 Long Arm class 10:30	20 Long Arm Rental Day	21 Full Moon	22 Machine Quilting 10:30- 2:30
23 Shop Is now open 1-5! Beginning Quilt 1-4	24	25 Hand work Club 2-5	26 Knit Pickers' Club 2-5	27 Long Arm Rental Day	28	29 Sew Spring Quilt 10:30-4
30 Shop Is now open 1-5! Beginning Quilt 1-4						Color of the month: blue

JULY 2024

Sunday	Monday	Tuesday	Wednesday	Thursday	Friday	Saturday
	1	2 Hand work Club 2-5	3	4 Independence Day	5	6 BOM 10:30 Machine Binding 1-5
7 CLOSED	8	9 Hand work Club 2-5	10 Knit Pickers' Club 2-5	11 Long Arm Rental Day STATE QUILT Meeting	12 STATE QUILT Meeting	13 Embroidery Club 10-noon STATE QUILT Meeting
14 Shop Is now open 1-5! Beginning Quilt 1- 4	15	16 Hand work Club 2-5	17 Long Arm class 10:30	18 Long Arm Rental Day	19	20 Strip Quilts 10:30-4 Full Moon
21 Shop Is now open 1-5! Beginning Quilt 1- 4	22	23 Hand work Club 2-5	24 Knit Pickers' Club 2-5	25 Long Arm Rental Day	26	27 Paper Bag Log Cabin Quilt 10:30-4
28 Shop Is now open 1-5! Beginning Quilt 1- 4	29	30 Hand work Club 2-5	31			Color of the month: Christmas

AUGUST 2024

Sunday	Monday	Tuesday	Wednesday	Thursday	Friday	Saturday
				1	2	3
Color of the month: blacks				Long Arm Rental Day		BOM 10:30 Sew Spring Quilt 1-4
4	5	6	7	8	9	10
CLOSED		Hand work Club 2-5	Long Arm class 10:30	Long Arm Rental Day		Embroidery Club 10-noon Sew Spring Quilt 1-4
11	12	13	14	15	16	17
Shop Is now open 1-5!		Hand work Club 2-5	Knit Pickers' Club 2-5	Long Arm Rental Day		
18	19	20	21	22	23	24
Shop Is now open 1-5!	Full Moon	Hand work Club 2-5	Long Arm class 10:30	Long Arm Rental Day		
25	26	27	28	29	30	31
Shop Is now open 1-5!		Hand work Club 2-5	Knit Pickers' Club 2-5	Long Arm Rental Day		



Please look on the calendars above for times and dates.

Ongoing Classes & Clubs

Block of the Month First Sat of month 10:30-11:15 FREE Barb Boyer

Join at any time. You get a free fat quarter if you come to class with the previous month's completed block. This year the challenge will be ... come in January and find out!

Hand Embroidery Club 2nd Sat. of the month, 10-noon FREE Kathy Sconce

If you want to learn to hand embroider or just brush up your technique, join us on the second Saturday of the month from 10 to noon. You can work on your own projects or you can join the project we are doing, which are sheep! From Crabapple Hill

Knit Pickers' Club 2nd and 4th Wed of each month, 2-5 Carol Moler

Come join our Knit Pickers= Club. We knit 2 days a month every second and fourth Wednesday, from 2-5. The Club is open to all skill levels and, despite the name, includes crocheters as well. We want to share what we've learned, find new patterns, and simply just sit and knit. We may work on some felting projects, fingerless mittens, mittens, and socks. We can even help you get started—teach you the basics.

Hand Sewing Club every Tuesday afternoon 2-5

This club is open to everyone. Bring your hand sewing (embroidery, binding, knitting, crochet, etc) and sit & stitch.

May Classes

T-Shirt Quilt Sat May 4 & 11 1-4 \$45 Barb Boyer

So you've got all these t-shirts and want to turn them into a quilt? It's easy, but you need the right tools. The class is taught in 2 parts: First, preparing your t-shirts, and second, designing your top—which is where I come in, because I can help with all of the math that might be involved.

Let's Strip! Quilts Sat May 18; July 20; Sept 21 and Nov 16 10:30-4 or 5 Jean Korber and Barb Boyer \$130

May's quilt is Daydream, which is essentially a form of a spiderweb quilt. The blocks are made from triangles cut from strip set panels. By making more stripped panels you can make the quilt as big as you like. This is a great way to use up scraps, even ones that aren't 42" wide.

Krita Moser Flutterby Sat May 25 Jean Korber Saturday class only \$45

CHANGE ABOUT THE RETREAT. I AM OUT OF TOWN THAT WEEKEND, SO WE ARE NOT HAVING THE RETREAT. WE WILL TRY TO THIS AGAIN OVER ANOTHER LONG WEEKEND WHEN I AM IN TOWN.

Jean will teach the quilt Flutterby by Krista Moser. This is a newer pattern by her and uses the same ruler, a 60 degree diamond ruler, that has become her signature ruler. If you have not done one of Moser's quilts, they are great, easy and will teach you how to handle bias. You will also meet other students who are familiar with these patterns and love them.

CLUBS

HAND EMBROIDERY CLUB FREE!

If you want to learn to hand embroider or just brush up your technique, join us on the second Saturday of the month from 10 to noon. You can work on your own projects or you can join the project we are doing.

Hand Work Club FREE!

Every Tuesday afternoon from 2-5, join us to just sit & hand stitch, crochet, bind, or knit group. Bring what you're working on, sit up at the table in front by the window and work on your projects for a while. You can get advice & suggestions from your fellow quilters and share your experiences about your projects.

Knit Pickers' Club FREE!

This is another get-together class to sit & knit, work on our projects, share information and get some help. We will share techniques, suggest patterns, but mainly we'll sit & knit (or pick). 2nd & 4th Wednesdays 2-5.

Block of the Month Club FREE!

First Saturday of the Month, 10:30-11:15. Join at any time. You get a free fat quarter if you come to class with the previous month's completed block.

Toad Toters Club

On full moon days (as noted in the calendar) you will get 20% off all purchases (not otherwise discounted) that you can fit in your bag. You must bring your bag to participate.


Full Moon Days: January 25; February 24; March 25; April 23; May 23

Discount Policy

We will honor only one discount -- whichever is largest. You can't combine a 10% with a 25% discount to get a 35% discount. On this we can't be bribed.

Color of the Month

January purple; February red; March green; April yellow; May whites



Nolting Quilting Machines



Nolting Longarm Machines

Nolting has 5 main machines, each with different reaches: from 17" to 30" depending on the machine. They are sold with or without a frame, but after I saw & helped set up one of the steel frames this week, I recommend buying the frame. All machines, except for the Standard--the most economical machine-- have a stitch regulator. I recommend a stitch regulator. All machines can be equipped with a computer and there are a couple of different ones to choose from. In addition, you can get an extended table base so that you can use rulers, you can get larger bobbins on some of the models and on the frames you can get hydraulic lifts to raise and lower the tables. In the coming weeks, I will print out more information on each model.

The best entry level machine is the Fun Quilter. It comes in 17", 20" & 23" reach. It comes with the Intellistitch Equalizer stitch regulator, standard speed control, needle up/down, and fixed handles in the front & rear. This machine can also be equipped with a computer.

The Pro Machine has the Intellistitch Turbo stitch regulator, single stitch option, standard speed control, needle up/down and customizable handles in the front & rear. The Pro Machine comes in 20", 24" and 30" reach with 10-12" of inside height. There are easy dials on the front to set stitch length and other options. This machine can also be equipped with a computer.

The NV Machine is the newest in the fleet of Nolting machines. This machine has a touch screen with programmable stitch regulation. You can stitch in 4 different stitch modes plus single stitch and needleup/down. It also has an adjustable brightness LED work light. This machine can also be equipped with a computer.

Normal Shop Hours:
Monday-Saturday 10-6
Sunday 1-5

Closed first Sunday of month (and some holidays)
New Hours for Winter Time (starting Nov 5-May 22)
Monday-Saturday 10-5, closed Sundays unless a class is scheduled. Then we're open 1-5. Check the schedule.

Join the fun and come feel the difference of quality fabrics.

Happy quilting!

Sincerely, Barbara Boyer
Around the Block
307-433-9555
www.aroundtheblockquilts.com



Around the Block | 453 Vandehie Suite 120, Cheyenne, WY 82009

[Unsubscribe office@jubjub.com](mailto:office@jubjub.com)

[Update Profile](#) | [Constant Contact Data Notice](#)

Sent by barbara@aroundtheblock.ccsend.com powered by

