



Around the Block  
QUILT SHOP

March 29, 2024

---

You lied to me,” Becca growled. “You said you were going to see some birds and that dogs weren’t allowed. You didn’t tell me your guide had an Aussie that got to tag along.”

Before we go any further with this story, we have new people reading these posts. Becca is my mini-Australian Shepherd. My first mini. Normally I’ve owned regular sized Aussies, like Cassidy. Cassidy’s a great dog. She doesn’t involve herself in things that aren’t her business. She’s also pretty much blind, deaf and old, which now automatically takes her out of everyone’s business. In other words, she’s kind of clueless these days.

But Becca is very opinionated. She surfs the net, picks up useless info and buys weird things, like a pair of snowshoes. Just one pair. I didn’t say she was overly smart. She has an expensive dog house I built for her that she doesn’t use. She has a wading pool for the summer that she doesn’t use. She has a cot that she doesn’t use. But she does have a flag that she raises outside of her dog house that says, The Queen, and when it’s raised, it means she’s in residence. She picked that tidbit up from Queen Elizabeth.

“Enough,” Becca said. “They don’t need to know my life history. And yes, the flag is up today. I’m in. But I should have been out last week with you watching the sandhill cranes.”

“Becca, you’re getting cataracts. I’m not sure you would have been able to see them in the dark. Besides, you would have barked at them. We had to keep very quiet so we didn’t disturb them.”

“You mean no talking at all? How did you ever manage?” She grinned sweetly. Which, actually, she’s incapable of doing. Being sweet, I mean.

“I sing in a choir. Choristers learn how not to talk when they’re not singing. Although we did have a couple in our blind that kept whispering to each other. She was impatient because she couldn’t see anything or hear anything. The cranes were keeping very quiet that morning. It was also coldish and I think she was a little bored because she couldn’t play games on her phone to keep her occupied because all those devices had to be turned off.”

“Well, what did she expect. A floor show?” Becca said. “Birds only do two things, oh, 3 things. They stand around & sleep, fly & eat. And poop.”

“That’s 4 things, maybe 5. But whose counting. The cranes do a lot more, though. They fly into the North Platte area beginning in mid February. They come up from all places south and warm. They funnel up through Nebraska and stay within 100 miles or so on either side of North Platte for 6-8 weeks, feeding on the grain fields. Although, they aren’t picky. They’ll eat the occasional mouse, snake and other small

animal. They gain 15-20 pounds, then in April take off to all places north, where they lay a couple of eggs, raise a kid or two and fly back south.”

“So you went all the way to North Platte to watch a bunch of birds eat, fly & poop? How exciting for you,” Becca said dryly. “I think I’m glad I didn’t go.”

“Oh, but it’s really amazing,” I told her. “Kinda like the total solar eclipse. You wait patiently for several hours, then bang, the eclipse and 4 or so minutes later, it’s all over. But those 4 minutes are spectacular. Same with the cranes.

“We left the tourist center at 5:30 a.m. and headed to the blind, where we would watch the flights. The moon was just setting as we settled into the blind and opened the windows, so we could hear the cranes trilling. At first, we thought the cranes weren’t there because they weren’t making any sounds, which was unusual. But Dusty, our guide, assured us that the sandbar in the middle of the river in front of us was actually cranes. Standing, waiting for the right moment to take off.

“As it got lighter, but not yet dawn, all of a sudden the cranes started trilling. Like at a tv show where someone holds a cue card up saying ‘Applause Now!’ and the audience instantly starts clapping. The sound of the trilling began almost in unison, got louder, and then as one, the cranes lifted into the sky. They swirled around in the air waves and headed in mass to a corn field.

“And then we got to watch about 4-5 more flights, in succession, each a little further down the river. One by one the next flight would get organized through trilling, take off, spin around in the air, and head to a feeding ground. Then the next in line in a seemingly well organized ballet set to the tune of their own trilling.”

“Okay, now you’re just waxing poetic,” Becca grumbled.

“I’m just trying to paint a picture,” I said defensively. “And then, after that, the sun came up. And we saw a rookery with blue herons nesting—a tree,” I said as Becca looked puzzled, “with several nests where the blue herons congregate to raise their young.”

“And then you came home,” she said.

“Well, yeah. But I’d do it again. There’s at least 400,000 cranes or more in this area and they are fascinating to watch. They stand about 3 feet high, weigh about 25 pounds, trill or talk constantly, and when they fly their wingspan is 6-7 feet. They can fly up to 500 miles a day, once they leave North Platte, and they soar between 3,000-7,000 feet and you can hear them even at that distance. They have even been clocked at 33,000 feet.”

“Can you eat them?” Becca asked.

“Becca! You’re not impressed that they can fly that high, you’re just interested in food?. But yes, you can, but they are protected in Nebraska, apparently the only place they are.”

“So no Sand Hill Crane for Easter dinner,” Becca asked.

“No! And frankly, watching these birds take flight is slightly creepy, like watching a futuristic apocalyptic movie about zombies and birds, and weird noises, early dawn. I would not want a flight of these creatures descending in retribution upon me for eating one of them. I’ve seen Alfred Hitchcock’s *The Birds*.”

“Anything else you want to talk about?” Becca asked. She’s good for a segue when you need one.

“Now that you mention it, yeah. North Platte has the largest railroad yard in the world, called the Bailey Yard. It sits on 2,859 acres, has 8 miles of track for sorting cars. It has 17 receiving and 16 departing tracks that handle 14,000 cars daily. You can go to the Golden Spike Museum, go to the top observation floor and look out over the tracks. It’s amazing. Also, Buffalo Bill has a museum and home in North Platte. So there are all sorts of things to see and do.

“It was also Heidi’s birthday, we went to a yarn store and a quilt store, got to see where she worked, and had good pizza. And the weather was great. What else do you need?”

“And you’re going to do this again? Go see birds take flight and watch trains uncoupling and being sorted.”

“Yup. And I might even take a group of quilters next year and make an event out of it. Who knows?”

“You’re nuts. At least your niece did something really cool, like scuba diving in Cozumel. Now there’s a vacation I can get into,” she said.

“Becca, you won’t even use the wading pool in the summer. You don’t like water.”

“Ah, but sun, sand, those cute little umbrella drinks vs cold, dark and quiet waiting for birds to wake up. I think I’ll go outside and watch the doves set up housekeeping in the pine trees. That ought to be exciting,” she said sarcastically and trotted outside.

So don’t listen to her. The Sandhill Crane watching is spectacular. The company Dusty Trails has a partnership with a private land owner along the Platte. The blind is set up right off the river, right where one family group (think thousands) sleeps at night. You could just go on your own, find a road close to the river, and wait and watch. But there is something spectacular about seeing them rise out of the water, just feet away from you.

For more info, go to [VisitNorthPlatte.com](http://VisitNorthPlatte.com) or to the Dusty Trails website, where all of the various tours are listed. You can watch in the early morning, take an afternoon excursion to watch them in the feeding grounds, and you can book a tour to watch them fly back to their little piece of the river and get settled in for the night.

---

## Spring 2024 Challenge

Buy a scrap bag (or more than one), make a quilt (top is sufficient), and bring the top to the store by JUNE 1--come to the Free block of the Month to show it, if you want. Your name will go into a drawing for a \$100 gift certificate! For each scrap bag you buy, you can enter another quilt. 3 bags, 3 quilts. 1 bag, only 1 quilt. You can also mix and match the bags, so you can buy multiple bags, swap the fabrics back & forth and make as many quilts as you buy bags. Minimum size on the quilts is 50” X 60”. You can add any other fabrics to the mix as you like, but you must use some of the scraps from the bag in your quilt.

We will take a picture of you and your bag(s) when you buy so we can at least spot a couple of the scrap fabrics in your quilt. Any quilt you make counts, even quilts you make in class. Just be sure to remember which fabrics came out of the scrap bags, in case you’re asked.

## Notes for Scrappy Bear Paw

**Yardage:**

Background: 2 ½" yards

Setting triangles and alternate blocks: 3 yards

Inner border and sashings: 2 ½" yards

Border: 2 ½ yards

Scraps of blue approximately 3 yards

Scraps for "paws" (log cabins) approximately 3 yards

Backing: Using every inch possible and having a forgiving machine quilter: 6 yards

Otherwise 9 yards

Batting: 3 yards

Pre cutting: "Claws" = 8 background and 8 colors for 1 block at 3" X 3".

Logs: cut your strips at 1½" X whatever length you have. If you can cut on the straight of the grain, that would be best.

Sashings between paws: Cut 4 at 1 ½" X 6 ½" (background)

Corner posts: cut 4 at 2 ½" X 2 ½" (background)



Center post: cut 1 at 1 ½" X 1 ½". (color)

---

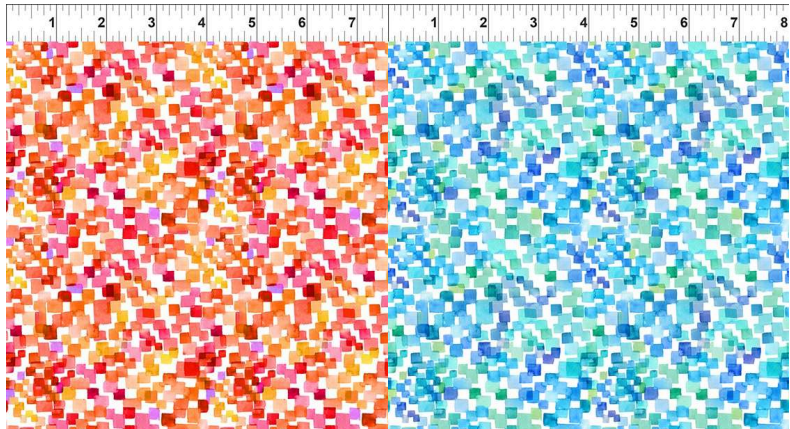




---



## New Fabric

---



From In the Beginning: **We've made 6 kits: \$175. 4 are sold.** If you are interested, don't wait too long. We have enough fabric to make 1 more kit, maybe 2. We will have a class this summer to teach the blocks & the applique.

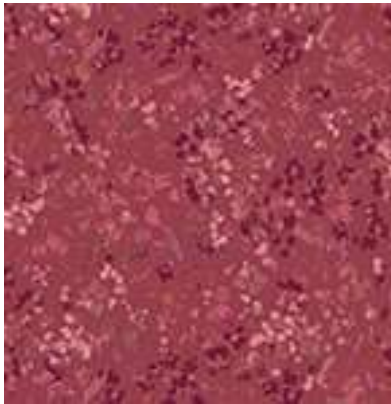
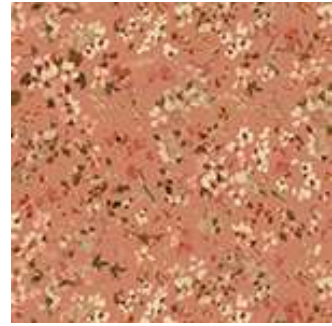

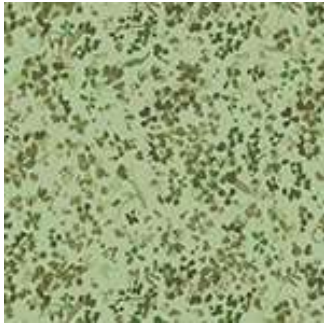







From QT--some good panels for one block wonder class in the fall

---



From Windham

---



From Riley Blake, the green plus 10" square packs

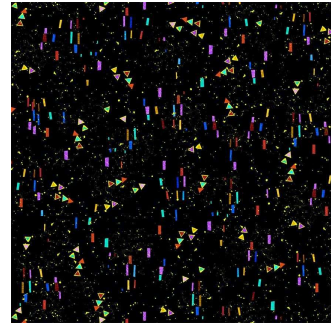

---






From Hoffman

---




From Timeless Treasures





From Riley Blake

---



From Clothworks








From Hoffman



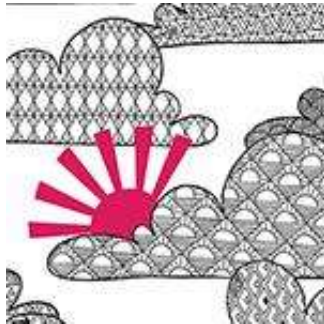
From Quilting treasures



From Studio E




Windham override



override



override



Dashwood

---

---

## Class Notes

### Disappearing 9- patch & Disappearing Triangles Classes

Disappearing Triangles: 40 5" squares of print fabrics & 40 7" squares of various tone on tone fabrics that coordinate with the 5" squares. Also, 1/2 yard of white or background; 1/4 yard black or a contrasting dark fabric. Cut the white and black fabric into 5" squares. Need 24 white squares and 10 black squares.

## MORE CLASS NOTES

### T-Shirt Class

**I'm keeping the first class on May 4, but I am going to repeat the first class on May 11 and then hold the second class on June 1, from 1-5. I had some of my own scheduling concerns that I've fixed, so I can keep the May 4 date. But for those of you who couldn't make the May 4 class, I will repeat it on May 11. For everyone who can come on May 4, you have options: Come May 4 & June 1, come May 11 & June 1, or come all three days. LOL. Just talk to me and we can figure it out.**

---

## MARCH 2024


Sunday	Monday	Tuesday	Wednesday	Thursday	Friday	Saturday
					<b>1</b>	2 BOM 10:30  Tula Pink Butterfly Quilt 1-5
3 Beginning Quilt 1-4	<b>4</b>	<b>5</b> Hand work Club 2-5	<b>6</b> Long Arm class 10:30	<b>7</b> Long Arm Rental Day	<b>8</b>	9 Embroidery Club 10-noon  Disappearing 9- patch 10:30-4
10 Beginning Quilt 1-4	<b>11</b>	<b>12</b> Hand work Club 2-5	<b>13</b> Knit Pickers' Club 2-5	<b>14</b> Long Arm Rental Day	<b>15</b>	16 National Quilt Day—Demos at noon Strip Quilts 10:30-4
17 Beginning Quilt 1-4	<b>18</b>	<b>19</b> Hand work Club 2-5	<b>20</b> Long Arm class 10:30	<b>21</b> Long Arm Rental Day	<b>22</b>	23 Hunter Star Quilt 10:30-4
24 Beginning Quilt 1-4	<b>25</b> Full Moon	<b>26</b> Hand work Club 2-5	<b>27</b> Knit Pickers' Club 2-5	<b>28</b> Long Arm Rental Day	<b>29</b> Good Friday	30 Scrappy Bear Paw 10:30-4
<b>31</b> Easter Sunday  CLOSED						Color of the month: green

## APRIL 2024


Sunday	Monday	Tuesday	Wednesday	Thursday	Friday	Saturday
	<b>1</b>	<b>2</b> Hand work Club 2-5	<b>3</b> Long Arm class 10:30	<b>4</b> Long Arm Rental Day	<b>5</b>	6 BOM 10:30 Machine Binding 1-4
7 CLOSED	<b>8</b>	<b>9</b> Hand work Club 2-5	<b>10</b> Knit Pickers' Club 2-5	<b>11</b> Long Arm Rental Day	<b>12</b>	13 Embroidery Club 10-noon Disappearing Triangle Quilt 1-5
14 CLOSED	<b>15</b>	<b>16</b> Hand work Club 2-5	<b>17</b> Long Arm class 10:30	<b>18</b> Long Arm Rental Day	<b>19</b>	20 Alligator Alley Quilt 10:30-4
21 CLOSED	<b>22</b>	<b>23</b> Hand work Club 2-5 Full Moon	<b>24</b> Knit Pickers' Club 2-5	<b>25</b> Long Arm Rental Day	<b>26</b>	27 Big Foot Quilt 10:30-4
28 CLOSED	<b>29</b>	<b>30</b> Hand work Club 2-5				Color of the month: yellow

MAY 2024						
Sunday	Monday	Tuesday	Wednesday	Thursday	Friday	Saturday
			1 Long Arm class 10:30	2 Long Arm Rental Day	3	4 BOM 10:30 T-shirt Quilt Part I 1-5
5 CLOSED	6	7 Hand work Club 2-5	8 Knit Pickers' Club 2-5	9 Long Arm Rental Day	10	11 Embroidery Club 10-noon T-shirt Quilt Part II 1-5
12 CLOSED	13	14 Hand work Club 2-5	15 Long Arm class 10:30	16 Long Arm Rental Day	17	18 Strip Quilts 10:30-4
19 CLOSED	20	21 Hand work Club 2-5	22 Knit Pickers' Club 2-5	23 Long Arm Rental Day <b>Full Moon</b>	24	25 Kirista Moser Weekend: Flutterby Frolic: Kirista Moser Quilt 10:30-4
26 Kirista Moser weekend 1-5	27 Kirista Moser weekend 10:30-5	28	29	30 Long Arm Rental Day	31	Color of the month: whites

l-r Alligator Alley; Decoupage;  
Wildflower; Stack n' Whack;  
Travel Duffle; Butterfly; Jelly  
Roll Race Quilt; Disappearing 9-  
Patch; Disappearing Triangles;  
Flutterby; Hunter's Star; Big Foot







Please look on the calendars above for times and dates.

### Ongoing Classes & Clubs

**Block of the Month** First Sat of month 10:30-11:15 FREE Barb Boyer  
 Join at any time. You get a free fat quarter if you come to class with the previous month's completed block. This year the challenge will be ... come in January and find out!

**Hand Embroidery Club** 2<sup>nd</sup> Sat. of the month, 10-noon FREE Kathy Sconce  
If you want to learn to hand embroider or just brush up your technique, join us on the second Saturday of the month from 10 to noon. You can work on your own projects or you can join the project we are doing, which are sheep! From Crabapple Hill

**Knit Pickers' Club** 2<sup>nd</sup> and 4<sup>th</sup> Wed of each month, 2-5 Carol Moler  
Come join our Knit Pickers= Club. We knit 2 days a month every second and fourth Wednesday, from 2-5. The Club is open to all skill levels and, despite the name, includes crocheters as well. We want to share what we've learned, find new patterns, and simply just sit and knit. We may work on some felting projects, fingerless mittens, mittens, and socks. We can even help you get started—teach you the basics.

**Hand Sewing Club** every Tuesday afternoon 2-5  
This club is open to everyone. Bring your hand sewing (embroidery, binding, knitting, crochet, etc) and sit & stitch.

## March Classes

**Scrappy Bear Paw Sat Mar 30 10:30-4 \$40 Barb Boyer**

Another classic pattern is the Bear's Paw. This pattern was one of the first quilts I really wanted to make. 40 years later, mine is done—the top at least. In class we will talk about various ways to set the Bear's Paw and you'll also get the "Wyoming Bear's Paw" block, which is a bear's paw inside a bear's paw. Very cool.

## April Classes

**Machine Binding Sat April 6 1-4 \$45 Jean Korber**

This is hands on class. You will need a small project (10" to 40", table runner, small wall hanging, place mat, etc) that is quilted and ready for binding. In class Jean will show you how to cut your binding, press it, and stitch it down (DO NOT CUT YOUR BINDING IN ADVANCE), how to stitch it down & miter the corners and then how to apply decorative stitches to the edge. In class you will cut your binding, stitch it to your project, miter your corners and then stitch it down by machine on the other side, using decorative stitches.

**Disappearing Triangle Quilt Sat April 13 1-4 \$35 Barb Boyer**

This quilt is similar to the Disappearing 9-patch, but it takes the concept to a new level. This is another of the 9-patch, cut apart & put back together quilt, but it adds a triangle feature, that when made with bright colors is spectacular!

**Alligator Alley Sat April 20 10:30-4 \$40 Jean Korber**

This simple triangle quilt can be cut and sewn in a day. Okay, maybe not a day, but it is easy and yet looks complicated. We have some very cool fabric that we are holding back for class members—if you are interested in using this fabric, let me know IMMEDIATELY! We have limited quantities and we're only selling it to class members. But the cool thing about this quilt, is you can use any fun fabric you like and you'll get a gorgeous quilt.

**Big Foot Quilt—Yeti by any other name Sat April 27 10:30-4 \$45 Jean Korber**

This is an Elizabeth Hartman quilt. With luck, we will have some more Big Foot fabric in the store by class time, but right now we have some great background fabrics that will make your trees and Big Foot look like they are in the middle of a forest. Of all the Elizabeth Hartman quilts, this is one of the easiest. And if you want more Big Feet Big Foots? in your quilt, you can add extra. You can also make them all different colors, because, after all, they are magical.

## May Classes

### **T-Shirt Quilt Sat May 4 & 11 1-4 \$45 Barb Boyer**

So you've got all these t-shirts and want to turn them into a quilt? It's easy, but you need the right tools. The class is taught in 2 parts: First, preparing your t-shirts, and second, designing your top—which is where I come in, because I can help with all of the math that might be involved.

### **Let's Strip! Quilts Sat May 18; July 20; Sept 21 and Nov 16 10:30-4 or 5 Jean Korber and Barb Boyer \$130**

May's quilt is Daydream, which is essentially a form of a spiderweb quilt. The blocks are made from triangles cut from strip set panels. By making more stripped panels you can make the quilt as big as you like. This is a great way to use up scraps, even ones that aren't 42" wide.

### **Krita Moser Flutterby Sat May 25 Jean Korber Saturday class only \$45**

**CHANGE ABOUT THE RETREAT. I AM OUT OF TOWN THAT WEEKEND, SO WE ARE NOT HAVING THE RETREAT. WE WILL TRY TO THIS AGAIN OVER ANOTHER LONG WEEKEND WHEN I AM IN TOWN.**

Jean will teach the quilt Flutterby by Krista Moser. This is a newer pattern by her and uses the same ruler, a 60 degree diamond ruler, that has become her signature ruler. If you have not done one of Moser's quilts, they are great, easy and will teach you how to handle bias. You will also meet other students who are familiar with these patterns and love them.

\*\*\*\*\*

## CLUBS

### **HAND EMBROIDERY CLUB FREE!**

If you want to learn to hand embroider or just brush up your technique, join us on the second Saturday of the month from 10 to noon. You can work on your own projects or you can join the project we are doing.

\*\*\*\*\*

### **Hand Work Club FREE!**

Every Tuesday afternoon from 2-5, join us to just sit & hand stitch, crochet, bind, or knit group. Bring what you're working on, sit up at the table in front by the window and work on your projects for a while. You can get advice & suggestions from your fellow quilters and share your experiences about your projects.

\*\*\*\*\*

### **Knit Pickers' Club FREE!**

This is another get-together class to sit & knit, work on our projects, share information and get some help. We will share techniques, suggest patterns, but mainly we'll sit & knit (or pick). 2<sup>nd</sup> & 4<sup>th</sup> Wednesdays 2-5.

\*\*\*\*\*

**Block of the Month Club FREE!**

First Saturday of the Month, 10:30-11:15. Join at any time. You get a free fat quarter if you come to class with the previous month's completed block.

\*\*\*\*\*

**Toad Toters Club**

On full moon days (as noted in the calendar) you will get 20% off all purchases (not otherwise discounted) that you can fit in your bag. You must bring your bag to participate.


Full Moon Days: January 25; February 24; March 25; April 23; May 23

**Discount Policy**

We will honor only one discount -- whichever is largest. You can't combine a 10% with a 25% discount to get a 35% discount. On this we can't be bribed.

**Color of the Month**

January purple; February red; March green; April yellow; May whites



**Nolting Quilting Machines**



## Nolting Longarm Machines

Nolting has 5 main machines, each with different reaches: from 17" to 30" depending on the machine. They are sold with or without a frame, but after I saw & helped set up one of the steel frames this week, I recommend buying the frame. All machines, except for the Standard--the most economical machine-- have a stitch regulator. I recommend a stitch regulator. All machines can be equipped with a computer and there are a couple of different ones to choose from. In addition, you can get an extended table base so that you can use rulers, you can get larger bobbins on some of the models and on the frames you can get hydraulic lifts to raise and lower the tables. In the coming weeks, I will print out more information on each model.

The best entry level machine is the Fun Quilter. It comes in 17", 20" & 23" reach. It comes with the Intellistitch Equalizer stitch regulator, standard speed control, needle up/down, and fixed handles in the front & rear. This machine can also be equipped with a computer.

The Pro Machine has the Intellistitch Turbo stitch regulator, single stitch option, standard speed control, needle up/down and customizable handles in the front & rear. The Pro Machine comes in 20", 24" and 30" reach with 10-12" of inside height. There are easy dials on the front to set stitch length and other options. This machine can also be equipped with a computer.

The NV Machine is the newest in the fleet of Nolting machines. This machine has a touch screen with programmable stitch regulation. You can stitch in 4 different stitch modes plus single stitch and needleup/down. It also has an adjustable brightness LED work light. This machine can also be equipped with a computer.

---

Normal Shop Hours:  
**Monday-Saturday 10-6**  
**Sunday 1-5**

**Closed first Sunday of month (and some holidays)**  
**New Hours for Winter Time (starting Nov 5-May 22)**

**Monday-Saturday 10-5, closed Sundays unless a class is scheduled. Then we're open 1-5. Check the schedule.**

Join the fun and come feel the difference of quality fabrics.

Happy quilting!

Sincerely, Barbara Boyer  
Around the Block  
307-433-9555  
[www.aroundtheblockquilts.com](http://www.aroundtheblockquilts.com)



Around the Block | 453 Vandehie Suite 120, Cheyenne, WY 82009

[Unsubscribe office@jubjub.com](mailto:office@jubjub.com)

[Update Profile](#) | [Constant Contact Data Notice](#)

Sent by [barbara@aroundtheblock.ccsend.com](mailto:barbara@aroundtheblock.ccsend.com) powered by

