



July 26, 2024



Sometimes, it just makes you wonder.

For example, I find some ads entertaining, most are annoying and some are just baffling. For instance, have you seen the commercials for the company 4imprint? The tag line is “are you 4imprint certain?” In one ad, a group of people are about to go parachute jumping. A kid hands one of the jumpers a parachute, and proudly says I packed it myself. The jumper asks, are you certain it’s safe, and the kid crosses his fingers and says pretty certain, and the tag line is, are you 4imprint certain. The point being, the company 4imprint guarantees its printing (on all things merchandize, like t-shirts, mugs, totes) and most other companies can’t provide a solid guarantee.

So, and sorry about the long set up, one of the 4imprint ads shows a guy rewiring all the appliances in a kitchen and his kid asks him if he’s certain he knows what he’s doing. Of course dad’s answer is yes, and when the kid says, are you 4imprint certain, everything blows up and the toast goes flying out of the toaster.

So my question is: Have you ever owned a toaster that expels toast with such a force that it flies out of the toaster? I’m guessing not, unless you are in a Peanuts Thanksgiving cartoon and you are Snoopy, helping make the feast.

Side note: Did you know Snoop Dogg is one of the torch bearers for the Olympics in Paris? Somehow he got the gig to run it through a small neighborhood as one of the final runs before the torch goes into the stadium. He said, "I grew up watching the Olympics and am thrilled to see the incredible athletes bring their A-game to Paris. It's a celebration of skill, dedication, and the pursuit of greatness," Snoop Dogg said in the December NBC statement. I grew up watching the Olympics, too. Maybe some day that will qualify me to carry a torch.....

But back to the ads. Another ad makes me grumble a bit. A guy walks into a gun shop, wanting to buy a gun for protection. And the helpful sales guy talks about reasons for having guns for protection. But at the end, the buyer asks, but what will protect my gun? Now I know why they are using the word "protect," because it was used in the context of protecting a family. But to elevate that word to include guns, bothers me. The word choice should have been "safe." As in, how do I keep my gun safe. But that was not the message the advertiser wanted to get across. The difference is subtle, but it bothers me and it is deliberate.

And McDonald's makes me wonder sometimes. I know that was a bit of a u-turn, but it does fall into the category of just makes you wonder.

Last week, I ordered on the McDonald app for my cheap breakfast—which is really cheap, by the way. You can get a breakfast sandwich for a buck by using the app. Even during Frontier Days. Anyway, I pulled into Mickey D's and it was closed. They had had an incident. Now, I never found out what that incident was. But the next day, the guy, who uses a pin point high pressure water spray nozzle, was water blasting the drive through area of the parking lot. And it made me wonder: Just what was he cleaning up? 'Cause they just did that kind of cleaning a month or so ago.

Finally, driving around Cheyenne you get to see all sorts of strange things. Like the big pile of rocks, deliberately piled, in somebody's backyard. And nearby a tall metal structure that looks like it could act as a deer blind.

And people wonder where Stephen King gets his ideas.....

I am closing the classroom side of the shop at the end of the month. It's been a struggle to meet expenses at the store ever since Covid-19. Expenses have gone up, including rent, utilities, freight. In addition, Covid taught us very well how easy it is to buy on line, even fabric. Plus we learned how fun it was to "shop" from our own stash. Other factors have contributed to the decision to close the classroom side of the shop, but never fear: There is great news accompanying this change.

First up, you know how tidy I am not. With lots of space, spreading out is very easy for me. Condensing is very hard. So we are selling all sorts of things because everything over on that side will not fit over on this side.

The Plaza here is having a garage sale/sidewalk sale/fun event on August 3. We will have tables in front of the shop selling all sorts of things.

And ... that sale starts **NOW** for all customers. I have quilts for sale priced from \$25 - \$300 (maybe a couple higher). Some of these quilts are completely finished, some only need bindings, some are just tops. The quilts range in size from table topper through queen size. If you need a quick gift, most of these quilts are priced at or below the cost of the fabric. If you need to practice your quilting, buy an unfinished top instead of having to make one yourself. I have Christmas quilts, Halloween, baby, modern, store samples, Western, patriotic, dogs, animals, spring, fall, flowery, children, teens. All sorts. There is even one or two that light up!

All of these quilts were made by me or by Jean B or by both of us. With a couple of exceptions. I have a couple of antique quilts that have been given to me that I no longer have the luxury or space to hold onto.

In addition to quilts, we have fabric. Call it Barb's private stash. These fabrics have been squirreled away in various places in the store, waiting to be added to a free block of the month, a Potluck quilt, a beginning quilt sampler, or any other variety of a scrap quilt. The smaller pieces have gone into the \$30 scrap bags. Other, larger

pieces, are individually priced from \$1 to maybe \$5 (although I don't think we have any piece priced that high). Lots of good pieces. I took all the rest of the good pieces home—or at least they are in my car awaiting transfer into my house once I find a spot for all of it.

In addition to all of that, we have books. All of the books are priced at \$1. Many are good reference books, which is why I kept them. Many are older books, but the info in them is often invaluable and for a buck? Makes for a good Friday night read.

In addition, we have furniture: a desk, a credenza, shelving, hangers. We've got odds & ends of things, like any normal garage sale. Including a Christmas tree with ornaments!

When you come into the shop, most of the classroom is cleaned out. All of the sale items are up front by the windows on the classroom side.

We will still have our final classes over there through the end of the month. On August 1, that side will be closed. The long arm machine is going home after July 26. I do not know if I will continue to allow renters, but I'll keep you posted.

Next phase: We need to make the old classroom (where my computer is) into a larger new classroom. That construction will happen in August. The only classes going on in August are Sew Spring, Block of the Month, Embroidery, Hand Sewing, and Knitting. All will take place as usual, but we may have to get creative as to where we set up. I'll post more info about all of that as we get to it.

For now, the retail side of the shop is not fully and prettily organized yet. I think I have everything where I want it, but it's early days. Things may still change and shift around on this side. For the time being, the room where my computer is (which will become the new classroom – trust me, it's going to work) is taking shape. We've cleaned this

room out, moved furniture, so it's beginning take shape, but it won't have it's final look until the wall comes down.


With this move, I hope to be able to bring more fabric into the store, which is the whole point for a quilt shop. The savings on rent and utilities will mean more fabric, which is a great thing. Obviously, classes will remain a big part of the shop, including the Free Block of the Month, Free Embroidery Club, Free Hand Sewing Group and Free Knitting group. We'll still have flannel boards, tables to sew on, ironing boards, and cutting tables.

So come and shop the sale fabric, books, quilts and msc stuff between now and August 3. As they say: Everything on the sale side must go.



Nine Patch Challenge

July 1-October 5



The summer scrap bag challenge is to make a quilt using the classic 9-patch block. Each bag purchased gets you one quilt. Each quilt finished from one bag gets you one entry for a \$100 gift certificate.

For purposes of this challenge, a 9-patch block can be any block that consists of 9 squares of a uniform size. So long as the block is based upon a grid that is 3 X 3, the individual squares can be a regular square, a half square triangle or a quarter square triangle unit. So blocks like the Ohio Star, traditional 9-patch, or Churn Dash are acceptable. You can add alternate blocks, like a plain block or a snowball block, in between your 9-patch blocks. You can separate your blocks with sashing. Or just piece your blocks together, so long as the result is clearly a nine-patch block quilt. Your quilt needs to be, at a minimum, 60" X 60" (Sorry I couldn't get the block images loaded better)

Calendar for June-August is displayed below. Some of the classes are self explanatory, like Machine Binding and Machine quilting.

I'm teaching a paper bag log cabin quilt, where I'll teach you the basics of making a scrappy log cabin. It's a great class for color confidence. You will need a bunch (3-4 yards) of dark & medium fabrics cut into 1 1/2" strips (by any length) and the same amount for lights. Choose one color for your center square--you'll need as many center squares as you do blocks. The size of the quilt and setting of your blocks, will determine how many blocks you will need, but 1/4 yard for the centers will be enough.

New Fabric






Yoy 7 remaining!"








From Hoffman






From Benartex Flannel






From Checker





AS SHOWN 42" X 24"








AS SHOWN 44" X 30"
*stripe runs parallel to selvedge



PANEL MEASURES APPROX. 18" X 27"

From Benartex: The fall looking ones are flannel





Y



From Clothworks



From Hoffman




From Riley Blake. The blacks glow in the dark



The first poster shows 'Seed Store' and 'Little Green Man'. The second poster shows 'Tulips' and 'Sweet Potato'. The third poster shows 'Rain Dance' and 'October 31st'. The fourth poster shows 'The Best Seeds of the Season'.

The first poster shows 'Seed Store' and 'Little Green Man'. The second poster shows 'Tulips' and 'Sweet Potato'. The third poster shows 'Rain Dance' and 'October 31st'. The fourth poster shows 'The Best Seeds of the Season'.

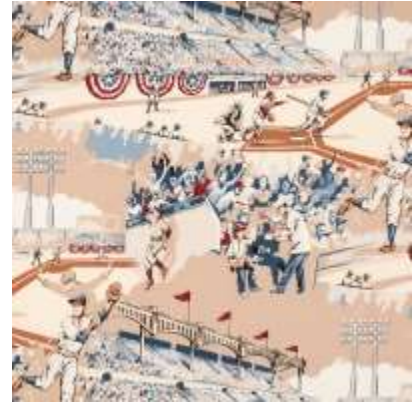





From Kennard & Kennard



From Alexander Henry





From QT--some good panels for one block wonder class in the fall



JULY 2024

Sunday	Monday	Tuesday	Wednesday	Thursday	Friday	Saturday
	1	2 Hand work Club 2-5	3	4 Independence Day	5	6 BOM 10:30 Machine Binding 1-5
7 CLOSED	8	9 Hand work Club 2-5	10 Knit Pickers' Club 2-5	11 Long Arm Rental Day STATE QUILT Meeting	12 STATE QUILT Meeting	13 Embroidery Club 10-noon STATE QUILT Meeting
14 Shop Is now open 1-5! Beginning Quilt 1- 4	15	16 Hand work Club 2-5	17 Long Arm class 10:30	18 Long Arm Rental Day	19	20 Strip Quilts 10:30-4 Full Moon
21 Shop Is now open 1-5! Beginning Quilt 1- 4	22	23 Hand work Club 2-5	24 Knit Pickers' Club 2-5	25 Long Arm Rental Day	26	27 Paper Bag Log Cabin Quilt 10:30-4
28 Shop Is now open 1-5! Beginning Quilt 1- 4	29	30 Hand work Club 2-5	31			Color of the month: Christmas

AUGUST 2024						
Sunday	Monday	Tuesday	Wednesday	Thursday	Friday	Saturday
Color of the month: blacks				1 Long Arm Rental Day	2	3 BOM 10:30 Sew Spring Quilt 1-4
4 CLOSED	5	6 Hand work Club 2-5	7 Long Arm class 10:30	8 Long Arm Rental Day	9	10 Embroidery Club 10-noon Sew Spring Quilt 1-4
11 Shop Is now open 1-5!	12	13 Hand work Club 2-5	14 Knit Pickers' Club 2-5	15 Long Arm Rental Day	16	17
18 Shop Is now open 1-5!	19 Full Moon	20 Hand work Club 2-5	21 Long Arm class 10:30	22 Long Arm Rental Day	23	24
25 Shop Is now open 1-5!	26	27 Hand work Club 2-5	28 Knit Pickers' Club 2-5	29 Long Arm Rental Day	30	31

Please look on the calendars above for times and dates.

Ongoing Classes & Clubs

Block of the Month First Sat of month 10:30-11:15 FREE Barb Boyer

Join at any time. You get a free fat quarter if you come to class with the previous month's completed block. This year the challenge will be ... come in January and find out!

Hand Embroidery Club 2nd Sat. of the month, 10-noon FREE Kathy Sconce

If you want to learn to hand embroider or just brush up your technique, join us on the second Saturday of the month from 10 to noon. You can work on your own projects or you can join the project we are doing, which are sheep! From Crabapple Hill

Knit Pickers' Club 2nd and 4th Wed of each month, 2-5 Carol Moler

Come join our Knit Pickers= Club. We knit 2 days a month every second and fourth Wednesday, from 2-5. The Club is open to all skill levels and, despite the name, includes crocheters as well. We want to share what we've learned, find new patterns, and simply just sit and knit. We may work on some felting projects, fingerless mittens, mittens, and socks. We can even help you get started—teach you the basics.

Hand Sewing Club every Tuesday afternoon 2-5

This club is open to everyone. Bring your hand sewing (embroidery, binding, knitting, crochet, etc) and sit & stitch.

CLUBS

HAND EMBROIDERY CLUBBFREE!

If you want to learn to hand embroider or just brush up your technique, join us on the second Saturday of the month from 10 to noon. You can work on your own projects or you can join the project we are doing.

Hand Work ClubBFREE!

Every Tuesday afternoon from 2-5, join us to just sit & hand stitch, crochet, bind, or knit group. Bring what you're working on, sit up at the table in front by the window and

work on your projects for a while. You can get advice & suggestions from your fellow quilters and share your experiences about your projects.

Knit Pickers' Club FREE!

This is another get-together class to sit & knit, work on our projects, share information and get some help. We will share techniques, suggest patterns, but mainly we'll sit & knit (or pick). 2nd & 4th Wednesdays 2-5.

Block of the Month Club FREE!

First Saturday of the Month, 10:30-11:15. Join at any time. You get a free fat quarter if you come to class with the previous month's completed block.

Toad Toters Club

On full moon days (as noted in the calendar) you will get 20% off all purchases (not otherwise discounted) that you can fit in your bag. You must bring your bag to participate.


Full Moon Days: June 21, July 20, August 19

Discount Policy

We will honor only one discount -- whichever is largest. You can't combine a 10% with a 25% discount to get a 35% discount. On this we can't be bribed.

Color of the Month

June blue; July Christmas; August blacks



Nolting Quilting Machines



Nolting Longarm Machines

Nolting has 5 main machines, each with different reaches: from 17" to 30" depending on the machine. They are sold with or without a frame, but after I saw & helped set up one of the steel frames this week, I recommend buying the frame. All machines, except for the Standard--the most economical machine-- have a stitch regulator. I recommend a stitch regulator. All machines can be equipped with a computer and there are a couple of different ones to choose from. In addition, you can get an extended table base so that you can use rulers, you can get larger bobbins on some of the models and on the frames you can get hydraulic lifts to raise and lower the tables. In the coming weeks, I will print out more information on each model.

The best entry level machine is the Fun Quilter. It comes in 17", 20" & 23" reach. It comes with the Intellistitch Equalizer stitch regulator, standard speed control, needle up/down, and fixed handles in the front & rear. This machine can also be equipped with a computer.

The Pro Machine has the Intellistitch Turbo stitch regulator, single stitch option, standard speed control, needle up/down and customizable handles in the front & rear. The Pro Machine comes in 20", 24" and 30" reach with 10-12" of inside height. There are easy dials on the front to set stitch length and other options. This machine can also be equipped with a computer.

The NV Machine is the newest in the fleet of Nolting machines. This machine has a touch screen with programmable stitch regulation. You can stitch in 4 different stitch modes plus single stitch and needleup/down. It also has an adjustable brightness LED work light. This machine can also be equipped with a computer.



Normal Shop Hours:

Monday-Saturday 10-5:30

Sunday 1-5

Closed first Sunday of month (and some holidays)

New Hours for Winter Time (starting Nov 5-May 22)

Monday-Saturday 10-5, closed Sundays unless a class is scheduled. Then we're open 1-5. Check the schedule.

Join the fun and come feel the difference of quality fabrics.

Happy quilting!

Sincerely, Barbara Boyer

Around the Block

307-433-9555

www.aroundtheblockquilts.com

