



January 26, 2024

You are obsessed,” Becca said.

“No, I’m not,” I replied. “Yes, you are.” “No, I’m not.” “Yes, you are.” Pause. This could continue for a while. Becca is not one to give up easily. She’s a mini Australian Shepherd and she’s like a dog with a bone sometimes.

“No, I’m not,” Becca said. “And that’s a terrible analogy.” She’s also opinionated.

“No, I’m not,” she growled. “I’m just right. You are obsessed with David Tennant. Just admit it and get over it.”

You need a little back story here. I started watching the show Broadchurch and it overwhelmed me. Some because of the story line. Some because of the acting, mostly from David Tennant.

“So you admit you’re in love with him,” Becca smirked.

“No, I’m not and quit interrupting.”

So have you ever been over the top about an actor? Of course not, you’d never do that. You’d never have been one of those screaming teenagers, swooning at the first sight of the Beatles or other rock stars. You’d never send fan letters to someone who doesn’t know your name, or care, frankly.

Me, too.

So my first infatuation was with Mickey Dolenz, the drummer for the Monkees. Remember him? Cool haircut. I was 11. In one of the teen magazines, he offered a recipe for a barbecued hamburger. So naturally I tried it. It was actually very good. And he probably had nothing to do with the recipe. He could have been vegan, for all I know. I still have the whole set of the Monkees’ bubblegum cards.

Age 11 is a good age to get immersed in pop culture. The Man from U.N.C.L.E. and Star Trek were popular then. I couldn’t get enough of Illy Kuryakin and James T. Kirk. And...I still have all the books for both series. Bobby Sherman came along about that same time, bubblegum rock era. I even managed to go to his concert and I still have pics to prove it. I was close to the stage, but the images are a bit blurry, mainly because I had a small camera and he moved quickly. No 400 or 800 ASA film in those days.

And then I grew up.

And discovered Michael Douglas. He was probably the first movie star that I made a point to see all of his new movies. But that was back in the late 70s and early 80s.

And then Viggo Mortensen walked into my life years later. I fell hard for that man, let me tell you. One of the greatest entrances in a movie was Viggo's Strider in *The Lord of the Rings*. I've seen almost everything he's done, except for the movies in the last 10 years or so. It's funny how the ardor cools after a while. And then *The Lord of the Rings* Trilogy came back to the theaters in the extended versions. Swoon all over again.

I'm sure you've never had an infantile infatuation over a movie, rock or tv star. Of course not. It's simply not practical. I mean you live here, they live there. We just don't revolve in the same circles. But sometimes, just sometimes, a movie or show or an actor just overwhelms you.

Which brings me to one of the reasons for this post. The Oscar nomination list is out and I can tell you with certainty that there probably isn't a star on the list that can reach out and grab you, although Ken from *Barbie* really wants to try. Movie stars are a rare commodity and there aren't as many as in days past.

One article discussing the Oscar list talked about how audiences would go to the theater in droves just to see their favorite star, like Julia Roberts, George Clooney, Tom Cruise, Cary Grant, Paul Newman, or Katharine Hepburn. To be clear those are his picks not mine. I wouldn't put Tom Cruise and Paul Newman in the same sentence, although they were in a movie together.

Don't get me wrong, I like Tom Cruise, usually, but I guess I don't put him in the same category as a Paul Newman or Cary Grant. Or Spenser Tracy. George Clooney looks good, but I don't think he has the same acting chops as Tracy. I mean have you seen what he did in *Guess Who's Coming to Dinner*? Along with him and Sidney Poitier and Katherine Hepburn? That's not acting, it's simply being.

But I don't swoon over those actors. Maybe Poitier, just a little bit. So a box office draw kind of actor, whether it's a swoon sort of actor or an acting chops sort of actor, doesn't exist the way it used to. Some of the movie critics say it's because those actors are rare indeed and don't come around that often. Others blame the lack of good scripts and the over prominence of comic book movies. You just can't do that much with a two dimensional character.

The article discussing all of this was a PR bit (I'm making an assumption here) touting Robert Downey, Jr., of *Marvel/Iron Man* fame. He stars in *Oppenheimer* and the article is promoting him as the leading favorite for Supporting Actor. But he's up against Ryan Gosling as Ken, so who knows what will happen. Side note: I like both Gosling and Downey. But that's like, not swoon. The point of the article was mainly that good actors need good scripts and room to project a part of themselves into the role. Like Tracy, again, in his final soliloquy in *Guess Who's Coming to Dinner*.

"Okay, okay, they've got the point about it's Oscar time, go watch the movies 'cause there are some good ones nominated and you need good scripts. What's the deal with David Tennant?" Becca is always good at bringing things back on point.

"I kinda hoped everyone had forgotten," I said.

"Nope. You've been wallowing for days," Becca said. "Come on, spit it out."

Okay. I became a David Tennant fan watching *Good Omens*, especially Season 2. Season 2 isn't necessarily any better than Season 1, but I'd gotten used to the premise of the story and was comfortable with his role as the bad angel. I also watched him in *Around the World in 80 days*, although it took me a few episodes to get comfortable with that role, too. So he was never on my gotta watch list. Another side note: He's also the 10th *Dr. Who*, a series I never got. But maybe now I'll try again.

And then I watched Broadchurch. The subtlety of his portrayal of the detective was amazing. The final scene of Season 3 clinched it. Perfect timing. I was overwhelmed. I wanted to immediately rewatch the entire series, but I didn't have the strength. Later, I will do that. Much later.

Broadchurch, for me, was the perfect combination of script and acting. And it made me appreciate what he did in his other roles. I will watch some of these again, just to watch him. I can't get everything he's done – and he has done a lot. I don't think the man sleeps. And a lot of the things I can get, I can't understand--I need close captioning to get through his accent.

“So are you going to write him a letter?” Becca smirked. She's always there to bring you crashing down to earth. Sigh.

“No. The man is married and has 5 kids. Besides, I'm too old for him.”

“Maybe someone will see this post and forward it to him. Maybe he'll come all the way from Scotland to say thanks,” Becca said.

“Nah, I already tried that with Viggo. It didn't work. Besides, I'm already on to other things, like tennis. Although, tennis hasn't been the same since Roger Federer left the game.”

“You sent him a letter too, didn't you,” said Becca. “You're pathetic.”

“At least I didn't faint when the Beatles came on stage,” I said.

“That's because you were too young. You were still enthralled with Lawrence Welk.”

Nothing like a mini-Aussie to keep you grounded.

Spring 2024 Challenge

Buy a scrap bag (or more than one), make a quilt (top is sufficient), and bring the top to the store by JUNE 1--come to the Free block of the Month to show it, if you want. Your name will go into a drawing for a \$100 gift certificate! For each scrap bag you buy, you can enter another quilt. 3 bags, 3 quilts. 1 bag, only 1 quilt. You can also mix and match the bags, so you can buy multiple bags, swap the fabrics back & forth and make as many quilts as you buy bags. Minimum size on the quilts is 50" X 60". You can add any other fabrics to the mix as you like, but you must use some of the scraps from the bag in your quilt.

We will take a picture of you and your bag(s) when you buy so we can at least spot a couple of the scrap fabrics in your quilt. Any quilt you make counts, even quilts you make in class. Just be sure to remember which fabrics came out of the scrap bags, in case you're asked.

New Fabric

We have 10 or 12 new bolts of various background fabrics. I won't put pictures in because you won't really be able to see the patterns. I'm hoping the new Ghostlies line from AH will show up soon.



From Clothworks



These are 2 1/2" strips and 10" squares



From Timeless Treasures: 2 1/2" Strips

From Timeless Treasures: 10" Squares

From Marcus Bros



In the Beginning




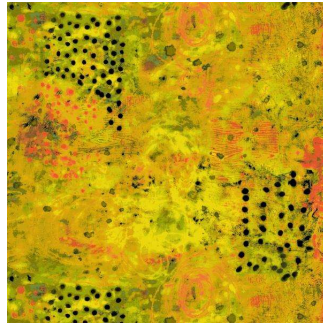
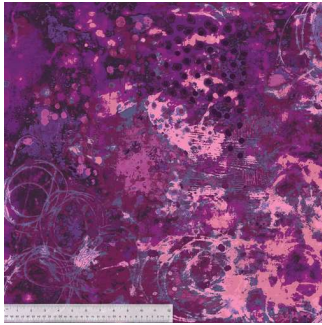
From Windham the mutli-colored
tumbnail is a fat quarter bundle



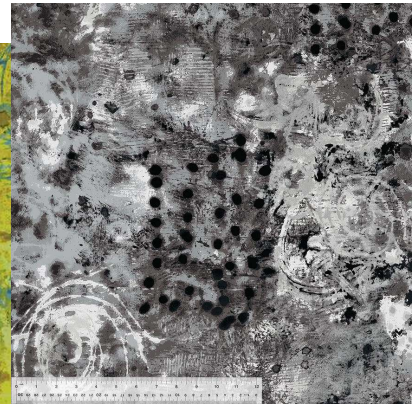

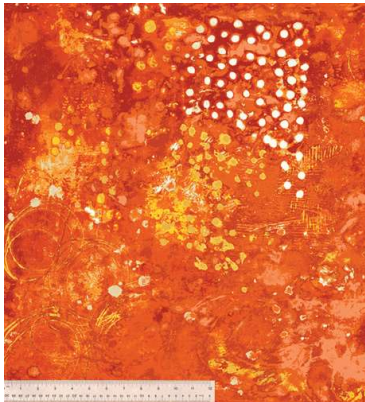
FATSUMM-X • FAT QUARTER BUNDLE (24 PRINTS)
SUMMER LOVIN' BY SHAYLA WOLF
COTTON, OEKO-TEX CERTIFIED




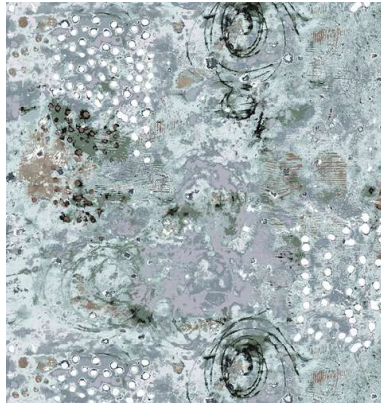



WINDHAM FABRICS
OEKO-TEX
CONFIDENCE IN TEXT



From Windham. Spotted Graffiti







wideback



From Kennard & Kennard



From RJR

Class Notes

Disappearing 9- patch & Disappearing Triangles Classes

Fabric requirements: Disappearing 9-patch: 53: X 66" (66" X 80" (80" X 8")

Need: 5" squares 48 (80)(100); 'sashing' 1 yard of dark (1 1/2 yard) (2 yds); center (contrast color) 1/2 yd (3/4) (3/4). You can precut everything into 5" squares. You need 48 (80)(100) 5" squares of the dark and 12 (20)(25) squares of the contrast color.

Disappearing Triangles: 40 5: squares of print fabrics & 40 7" squares of various tone on tone fabrics that coordinate with the 5" squares. Also, 1/2 yard of white or background; 1/4 yard black or a

contrasting dark fabric. Cut the white and black fabric into 5" squares. Need 24 white squares and 10 black squares.

JANUARY 2024

Sunday	Monday	Tuesday	Wednesday	Thursday	Friday	Saturday
	1 New Year's Day CLOSED	2 Hand work Club 2-5	3 Long Arm class 10:30	4 Long Arm Rental Day	5	6 BOM 10:30 <u>Wild Flower</u> Quilt 1-5
7 CLOSED	8	9 Hand work Club 2-5	10 Knit Pickers' Club 2-5	11 Long Arm Rental Day	12	13 Embroidery Club 10-noon Machine Binding 1-4
14 CLOSED	15 M L King Day Let's Make Flying Geese! 10:30-4	16 Hand work Club 2-5	17 Long Arm class 10:30	18 Long Arm Rental Day	19	20 Strip Quilts 10:30-4
21 CLOSED	22	23 Hand work Club 2-5	24 Knit Pickers' Club 2-5	25 Long Arm Rental Day Full Moon	26	27 Stack & Whack Quilt 10:30-4
28 CLOSED	29	30 Hand work Club 2-5	31			Color of the month: Purple

FEBRUARY 2024

Sunday	Monday	Tuesday	Wednesday	Thursday	Friday	Saturday
				1 Long Arm Rental Day	2	3 BOM 10:30 Travel Duffel Bag 1-4
4 Beginning Quilt 1-4	5	6 Hand work Club 2-5	7 Long Arm class 10:30	8 Long Arm Rental Day	9	10 Embroidery Club 10-noon Tula Pink Butterfly Quilt 1-5
11 Beginning Quilt 1-4	12	13 Hand work Club 2-5	14 Knit Pickers' Club 2-5	15 Long Arm Rental Day	16	17 Decoupage Quilt from In the Beginning 10:30-4
18 Beginning Quilt 1-4	19 Presidents' Day Jelly Roll Basic quilt 10:30-3	20 Hand work Club 2-5	21 Long Arm class 10:30	22 Long Arm Rental Day	23	24 Travel Duffel Bag 10:30-4 Full Moon
25 Beginning Quilt 1-4	26	27 Hand work Club 2-5	28 Knit Pickers' Club 2-5	29 Long Arm Rental Day		Color of the Month: red

MARCH 2024

Sunday	Monday	Tuesday	Wednesday	Thursday	Friday	Saturday
					1	2 BOM 10:30 Tula Pink Butterfly Quilt 1-5
3 Beginning Quilt 1-4	4	5 Hand work Club 2-5	6 Long Arm class 10:30	7 Long Arm Rental Day	8	9 Embroidery Club 10-noon Disappearing 9- patch 10:30-4
10 Beginning Quilt 1-4	11	12 Hand work Club 2-5	13 Knit Pickers' Club 2-5	14 Long Arm Rental Day	15	16 National Quilt Day—Demos at noon Strip Quilts 10:30-4
17 Beginning Quilt 1-4	18	19 Hand work Club 2-5	20 Long Arm class 10:30	21 Long Arm Rental Day	22	23 Hunter Star Quilt 10:30-4
24 Beginning Quilt 1-4	25 Full Moon	26 Hand work Club 2-5	27 Knit Pickers' Club 2-5	28 Long Arm Rental Day	29 Good Friday	30 Scrappy Bear Paw 10:30-4
31 Easter Sunday CLOSED						Color of the month: green

APRIL 2024

Sunday	Monday	Tuesday	Wednesday	Thursday	Friday	Saturday
	1	2 Hand work Club 2-5	3 Long Arm class 10:30	4 Long Arm Rental Day	5	6 BOM 10:30 Machine Binding 1-4
7 CLOSED	8	9 Hand work Club 2-5	10 Knit Pickers' Club 2-5	11 Long Arm Rental Day	12	13 Embroidery Club 10-noon Disappearing Triangle Quilt 1-5
14 CLOSED	15	16 Hand work Club 2-5	17 Long Arm class 10:30	18 Long Arm Rental Day	19	20 Alligator Alley Quilt 10:30-4
21 CLOSED	22	23 Hand work Club 2-5 Full Moon	24 Knit Pickers' Club 2-5	25 Long Arm Rental Day	26	27 Big Foot Quilt 10:30-4
28 CLOSED	29	30 Hand work Club 2-5				Color of the month: yellow

MAY 2024

Sunday	Monday	Tuesday	Wednesday	Thursday	Friday	Saturday
			1 Long Arm class 10:30	2 Long Arm Rental Day	3	4 BOM 10:30 T-shirt Quilt Part I 1-5
5 CLOSED	6	7 Hand work Club 2-5	8 Knit Pickers' Club 2-5	9 Long Arm Rental Day	10	11 Embroidery Club 10-noon T-shirt Quilt Part II 1-5
12 CLOSED	13	14 Hand work Club 2-5	15 Long Arm class 10:30	16 Long Arm Rental Day	17	18 Strip Quilts 10:30-4
19 CLOSED	20	21 Hand work Club 2-5	22 Knit Pickers' Club 2-5	23 Long Arm Rental Day Full Moon	24	25 Kirista Moser Weekend: Flutterby Frolic: Kirista Moser Quilt 10:30-4
26 Kirista Moser weekend 1-5	27 Kirista Moser weekend 10:30-5	28	29	30 Long Arm Rental Day	31	Color of the month: whites

l-r Alligator Alley; Decoupage;
Wildflower; Stack n' Whack;
Travel Duffle; Butterfly; Jelly
Roll Race Quilt; Disappearing 9-
Patch; Disappearing Triangles;
Flutterby; Hunter's Star; Big Foot



Decoupage, a simple and
stunning quilt done with lots of
black and white.
87" X 104







Travel Duffel Bag 2.1




Includes coupon for \$5 Add-On Video Tutorial

- Quick-grab handles
- Detachable, adjustable strap with pad
- Numerous slip and zippered pockets
- Trolley sleeve secures bag to rolling luggage
- Our biggest duffel!

Carry-on compliant!

by **annie.com**
...what's in your bag?





Please look on the calendars above for times and dates.

Ongoing Classes & Clubs

Block of the Month First Sat of month 10:30-11:15 FREE Barb Boyer
Join at any time. You get a free fat quarter if you come to class with the previous month's completed block. This year the challenge will be ... come in January and find out!

Hand Embroidery Club 2nd Sat. of the month, 10-noon FREE Kathy Sconce
If you want to learn to hand embroider or just brush up your technique, join us on the second Saturday of the month from 10 to noon. You can work on your own projects or you can join the project we are doing, which are sheep! From Crabapple Hill

Knit Pickers' Club 2nd and 4th Wed of each month, 2-5 Carol Moler
Come join our Knit Pickers= Club. We knit 2 days a month every second and fourth Wednesday, from 2-5. The Club is open to all skill levels and, despite the name, includes crocheters as well. We want to share what we've learned, find new patterns, and simply just sit and knit. We may work on some felting projects, fingerless mittens, mittens, and socks. We can even help you get started—teach you the basics.

Hand Sewing Club every Tuesday afternoon 2-5
This club is open to everyone. Bring your hand sewing (embroidery, binding, knitting, crochet, etc) and sit & stitch.

January classes

Stack n' Whack Jan 27 10:30-4 \$45 Barb Boyer

Stack n' Whack quilts are similar to one block wonder panel quilts, except they don't use a panel and you need 8 repeats, not 6. We will make the traditional quilt, which uses half square triangles to form kaleidoscope patterns. Half of your fabric will be used for the blocks and the other half will be used for the borders. These quilts look great when you use novelty fabrics with an 18-24" repeat.

February Classes

Beginning Quilting 8 weeks \$65 Barb Boyer Starting Sun Feb 4

This comprehensive 8-week course will introduce to you almost everything you need to know about piecing a quilt top. Along the way you will learn about color, batting, thread, machines and various techniques to give you the skills to make almost any quilt.

Travel Duffel Bag Sat Feb 3, 1-4 AND Sat Feb 24 10:30-4 \$50 Jean Korber

This is a bag you can slip over the handles of your roll along luggage. Perfect for traveling, perfect for traveling to class with your sewing machine on a roll along cart. The class has 2 parts: first preparing your fabric and figuring out the pattern—Jean will tell you what parts need to be constructed before you put the bag together. The second class will be assembling the bag, adding pockets, learning to put in zippers. She's also made a few modifications, of course, and she'll explain how to do all of that.

Tula Pink's Butterfly Quilt Sat Feb 10 and Sat Mar 2 1:00-4 Cindy Hamann \$45

The pattern is essentially a sampler quilt made of many different traditional quilt blocks arranged into a giant butterfly centered on a graphic chevron body. The new revised pattern has been updated and expanded to include a complete fabric guide to replicate the cover quilt. This is a great patchwork technique builder incorporating strips, triangles and curves to create a dynamic quilt top.

Decoupage, an In the Beginning Quilt Sat Feb 17 10:30-4 Barb Boyer \$40

This is another kitted quilt class. The quilt is structured with a large square panel in the middle, black and white squares in the corner triangles and a large 10" border strip. The black and white design enhances the brightly colored flowers for which In the Beginning Fabrics are known. The class will teach you how to square the inside panel, add pieced corners to the panel and then how to miter the outer border.

Let's Roll for President's Day! Mon Feb 19 10:30-4 \$40

A classic "Jelly Roll" (race) quilt, although we won't race and you can use any 2 ½" strip collection you like, including cutting your own (we have the AccuCutter dies for 2 ½" strips). If you've never done the "race" quilt, it's fun, quick and surprisingly stunning. You will need 42-48 strips (no more) for the class. We will also introduce some other "blocks" to add into your quilt to make it even more fun and unique.

March Classes

Tula Pink's Butterfly Quilt Sat Feb 10 and Sat Mar 2 1:00-4 Cindy Hamann \$45 ongoing

Disappearing 9-Patch Sat Mar 9 1-4 \$35

An oldie but a goodie! This quilt uses 5" squares (the more squares you have, the bigger the quilt, your choice). The basic concept is to make 9-patches, cut them apart & sew them back together to make a unique design. If you need a quick quilt for a graduation present, this quilt is perfect.

Let's Strip! Quilts Sat March 16; May 18; July 20; Sept 21 and Nov 16 10:30-4 or 5 Jean Korber and Barb Boyer \$130

March's quilt is Tulip Patch. You will need 25 assorted green strips for stems and 25 assorted strips for the tulips, plus background (and borders, if you want them). This quilt teaches different ways to use the 45 degree flip method for making flying geese-styled blocks.

Hunter Star Sat Mar 23 10:30-4 \$40 Barb Boyer

The classic Hunter Star quilt is made simple by using Deb Tucker's Rapid Fire Star ruler. The book, Hidden Treasures, has all sorts of ideas for settings and color choices for your Hunter Star. The quilt is simple and elegant and is one of those classic quilts you need to make.

Scrappy Bear Paw Sat Mar 30 10:30-4 \$40 Barb Boyer

Another classic pattern is the Bear's Paw. This pattern was one of the first quilts I really wanted to make. 40 years later, mine is done—the top at least. In class we will talk about various ways to set the Bear's Paw and you'll also get the "Wyoming Bear's Paw" block, which is a bear's paw inside a bear's paw. Very cool.

NATIONAL QUILT DAY SATURDAY MARCH 16 DEMOS AT NOON

We will have a special sale for National Quilt Day and I'll be demonstrating how to make mitered borders the easy way. The only way. We may have some other demos and activities going on, TBA.

April Classes

Machine Binding Sat April 6 1-4 \$45 Jean Korber

This is hands on class. You will need a small project (10" to 40", table runner, small wall hanging, place mat, etc) that is quilted and ready for binding. In class Jean will show you how to cut your binding, press it, and stitch it down (DO NOT CUT YOUR BINDING IN ADVANCE), how to stitch it down & miter the corners and then how to apply decorative stitches to the edge. In class you will cut your binding, stitch it to your project, miter your corners and then stitch it down by machine on the other side, using decorative stitches.

Disappearing Triangle Quilt Sat April 13 1-4 \$35 Barb Boyer

This quilt is similar to the Disappearing 9-patch, but it takes the concept to a new level. This is another of the 9-patch, cut apart & put back together quilt, but it adds a triangle feature, that when made with bright colors is spectacular!

Alligator Alley Sat April 20 10:30-4 \$40 Jean Korber

This simple triangle quilt can be cut and sewn in a day. Okay, maybe not a day, but it is easy and yet looks complicated. We have some very cool fabric that we are holding back for class members—if you are interested in using this fabric, let me know IMMEDIATELY! We have limited quantities and we’re only selling it to class members. But the cool thing about this quilt, is you can use any fun fabric you like and you’ll get a gorgeous quilt.

Big Foot Quilt—Yeti by any other name Sat April 27 10:30-4 \$45 Jean Korber

This is an Elizabeth Hartman quilt. With luck, we will have some more Big Foot fabric in the store by class time, but right now we have some great background fabrics that will make your trees and Big Foot look like they are in the middle of a forest. Of all the Elizabeth Hartman quilts, this is one of the easiest. And if you want more Big Feet Big Foots? in your quilt, you can add extra. You can also make them all different colors, because, after all, they are magical.

May Classes

T-Shirt Quilt Sat May 4 & 11 1-4 \$45 Barb Boyer

So you’ve got all these t-shirts and want to turn them into a quilt? It’s easy, but you need the right tools. The class is taught in 2 parts: First, preparing your t-shirts, and second, designing your top—which is where I come in, because I can help with all of the math that might be involved.

Let’s Strip! Quilts Sat May 18; July 20; Sept 21 and Nov 16 10:30-4 or 5 Jean Korber and Barb Boyer \$130

May’s quilt is Daydream, which is essentially a form of a spiderweb quilt. The blocks are made from triangles cut from strip set panels. By making more stripped panels you can make the quilt as big as you like. This is a great way to use up scraps, even ones that aren’t 42” wide.

Krista Moser weekend, with a Flutterby Focus! Sat-Mon May 25-27 Jean Korber and Barb Boyer Saturday class only \$45, full weekend \$125

This is an all things Krista Moser weekend. Saturday, Jean will teach the quilt Flutterby. Then you can leave your machines and come back Sunday afternoon (and we can talk about this, if you want to come earlier) and Monday for all or part day sewing. Jean will be here for select times if you need to ask her specific questions about any Krista Moser quilt you are working on. Otherwise, treat the weekend like a retreat, where you get to sew all day, at a quilt store (with handy products available) and excellent support for all your questions. We don’t offer many retreat weekends, so take advantage of this holiday opportunity.

CLUBS

HAND EMBROIDERY CLUBFREE!

If you want to learn to hand embroider or just brush up your technique, join us on the second Saturday of the month from 10 to noon. You can work on your own projects or you can join the project we are doing.

Hand Work Club FREE!

Every Tuesday afternoon from 2-5, join us to just sit & hand stitch, crochet, bind, or knit group. Bring what you're working on, sit up at the table in front by the window and work on your projects for a while. You can get advice & suggestions from your fellow quilters and share your experiences about your projects.

Knit Pickers' Club FREE!

This is another get-together class to sit & knit, work on our projects, share information and get some help. We will share techniques, suggest patterns, but mainly we'll sit & knit (or pick). 2nd & 4th Wednesdays 2-5.

Block of the Month Club FREE!

First Saturday of the Month, 10:30-11:15. Join at any time. You get a free fat quarter if you come to class with the previous month's completed block.

Toad Toters Club

On full moon days (as noted in the calendar) you will get 20% off all purchases (not otherwise discounted) that you can fit in your bag. You must bring your bag to participate.


Full Moon Days: January 25; February 24; March 25; April 23; May 23

Discount Policy

We will honor only one discount -- whichever is largest. You can't combine a 10% with a 25% discount to get a 35% discount. On this we can't be bribed.

Color of the Month

January purple; February red; March green; April yellow; May whites



Nolting Quilting Machines



Nolting Longarm Machines

Nolting has 5 main machines, each with different reaches: from 17" to 30" depending on the machine. They are sold with or without a frame, but after I saw & helped set up one of the steel frames this week, I recommend buying the frame. All machines, except for the Standard--the most economical machine-- have a stitch regulator. I recommend a stitch regulator. All machines can be equipped with a computer and there are a couple of different ones to choose from. In addition, you can get an extended table base so that you can use rulers, you can get larger bobbins on some of the models and on the frames you can get hydraulic lifts to raise and lower the tables. In the coming weeks, I will print out more information on each model.

The best entry level machine is the Fun Quilter. It comes in 17", 20" & 23" reach. It comes with the Intellistitch Equalizer stitch regulator, standard speed control, needle up/down, and fixed handles in the front & rear. This machine can also be equipped with a computer.

The Pro Machine has the Intellistitch Turbo stitch regulator, single stitch option, standard speed control, needle up/down and customizable handles in the front & rear. The Pro Machine comes in 20", 24" and 30" reach with 10-12" of inside height. There are easy dials on the front to set stitch length and other options. This machine can also be equipped with a computer.

The NV Machine is the newest in the fleet of Nolting machines. This machine has a touch screen with programmable stitch regulation. You can stitch in 4 different stitch modes plus single stitch and needleup/down. It also has an adjustable brightness LED work light. This machine can also be equipped with a computer.

Normal Shop Hours:
Monday-Saturday 10-6
Sunday 1-5

Closed first Sunday of month (and some holidays)
New Hours for Winter Time (starting Nov 5-May 22)

Monday-Saturday 10-5, closed Sundays unless a class is scheduled. Then we're open 1-5. Check the schedule.

Join the fun and come feel the difference of quality fabrics.

Happy quilting!

Sincerely, Barbara Boyer
Around the Block
307-433-9555

www.aroundtheblockquilts.com



Around the Block | 453 Vandehie Suite 120, Cheyenne, WY 82009

[Unsubscribe office@jubjub.com](mailto:office@jubjub.com)

[Update Profile](#) | [Constant Contact Data Notice](#)

Sent by barbboy@msn.com powered by

