

Exciting news!

We are launching a new web page! This is a soft launch.

Michelle Gess is the inspiration behind this new look. She has done all the work. And I am learning. So for now, you can click on this link to see what we're up to. Let me know what you think.

<https://sites.google.com/view/aroundtheblockquiltshop/home>



January 24, 2025



Do you remember the joke, I met a man the other day with a wooden leg named Smith. And the response is, what was the name of his other leg?

Or how about this one: A panda walks into a bar, eats, shoots and leaves. Or is it: A panda walks into a bar, eats shoots, and leaves. Or a panda walks into a bar, eats shoots and leaves.

The English language is so cool. I find stuff like that funny. Not belly laughing funny. Just chuckling funny.

I think the lizards falling out of trees when they get too cold is funny. Not for the lizards of course. But I can imagine the faces of the tourists walking by when a lizard falls out of the sky and lands at their feet.

Absurd headlines deserve chuckles, even if you know why they probably happened. Like these: "Forecasters call for weather on Monday" and "Breathing oxygen linked to staying alive."

Or a story that needed a follow up because of word choices: "The old pouffe which started the fire at 7 Douglas Cottages as reported last week, referred to an item of furniture and not the owner, Mr. Donnie McArthur." Can you imagine poor Mr. McArthur having to call up the newspaper to request a clarification.

Then there is this story about a Florida couple who were arrested for selling golden tickets to heaven for \$99. Mr. Watts told the police the tickets were real gold, and Jesus gave them to him behind the KFC. I mean, why not? Mr. Watts also told the police that an alien named Stevie told him that if he got enough cash together, Stevie would take him and his wife into outer space to a planet made entirely of drugs. Which explains the selling of golden tickets.

Mr. Watts suggested that the real culprit here was Jesus and that the police should arrest him. Mr. Watts volunteered to wear a wire and set Jesus up. Now as funny and weird as this story is, what captivated my funny bone was the last sentence in the news story: "Police said they confiscated over \$10,000 in cash, drug paraphernalia and a baby alligator." Of all the things that hopped up Mr. Watts and his wife would possess, a baby alligator never crossed my mind. I can just picture Mr. Watts, alligator under one arm, waving golden tickets with his other hand, hollering, "Get your golden ticket to heaven right here!"

It reminds me a little of a barker at the Shrine Circus, when I was a kid. He would walk up and down the aisles hollering, "Little live pets! Get your little live pets!" I can still hear his voice in my head. He was selling chameleons attached to a collar and safety

pin so you could wear it as a little live pin on your shirt. My dad, who would never buy pop, popcorn, hotdogs or food of any kind at events like that, bought me a little live pet. Then, again, when he went to L.A. to help judge the Olympic trials in 1968, he brought me back a necklace with a small fishbowl attached and a little black molly swimming inside. Come to think about it, maybe that's where my sense of humor got its start.

So what tickles your funny bone? A friend of mine posted a set of lesser known facts about humor, about the benefits we receive in laughter. Laughter is contagious, which is why watching funny things with other people makes it feel more funny. Laughter has evolutionary roots, evolving as a social bonding tool even in early human communities—which explains why my dad buying me live pets to wear is funny to me. Laughing can burn calories, although not a lot of them. Maybe the equivalent of one Hersey's Kiss if you laugh for 15 minutes.

Laughter can boost the immune system, improve blood flow, release endorphins, reduce pain. It can enhance creative thinking and problem solving. Do you remember the moment in Mary Poppins when Mr. Banks tells the leg named Smith joke, walks out of the board meeting, and a moment later Dick Van Dyke's character gets the joke and starts to laugh? Creative problem solving by the Board got Mr. Banks his job back and everyone at the end of the movie were flying kites. They were happy.

I don't find much slapstick funny, like the Three Stooges. I generally don't watch America's funniest Home Movies, where people trip & fall. Most of the time I don't find that funny. But some physical humor in movies I find delightful, like in Jurassic Park when the car falls out of the tree, on top of Tim and Dr. Grant, and Tim says to Dr. Grant, "Well... we're back... in the car again." And Grant replies, "Well, at least you're out of the tree." Or as Dr. Ian Malcolm said as he and others were running away from the T-Rex, "You think they'll have that on the tour?"

Those are light chuckle moments. That's the type of humor I usually enjoy. Quilts make me laugh sometimes. Like the Cats in PJs quilt. The cats in football pjs, plaids, or wearing "woof" pjs are funny. Charles Dickens' novels often make me laugh out

loud. It's why I continue to read him even though I'm no longer in school and have to read him.

It's important to find your sunny side of life. Or as Monty Python put it, on the Bright side of Life:

If life seems jolly rotten

There's something you've forgotten

And that's to laugh and smile and dance and sing

When you're feeling in the dumps

Don't be silly, chumps

Just purse your lips and whistle - that's the thing

And...

[Chorus]

Always look on the bright side of life

(Whistle) (*Come on!*)

Always look on the right side of life

(Whistle)

It's winter. We've got to find the bright side of life. And for those who don't know, I am headed to South America to cruise to Antarctica for a vacation. As my brother put it: "So it's cold in Cheyenne and you want to go to Antarctica?"

Stay warm.



## .Spring Challenge

I know, winter just got here, but this challenge will end on May 3, so spring. We're looking forward.

There are two parts to the challenge, but you don't have to participate in both parts. First, we are going to be making the Potato Chip quilt block. This block is all over the internet and it has been around for a long time, under various names.



The first challenge is to make a potato chip block quilt that is 50" X 60" (minimum size, you can make it bigger). Instructions will follow. You can set these blocks any way you want. I'm showing the quilt with simple 2 1/2" sashings and posts, a 2 1/2" inner border and a 5" outer border, but I will provide additional settings in the coming weeks.

You quilt top must be finished by May 3.

The second part of the challenge is to make a block for sharing. You can make as many sharing blocks as you like. Each time you bring a block to share, your name will be put into a drawing. Depending on how many blocks we receive, we may have several winners. Each winner will receive a grouping of blocks that you can turn into a quilt! For example, if we get 48 blocks, we will have 4 winners of 12 blocks each. If we get 12 blocks, we'll have one winner.

The pattern starts with 2 1/2" pieces. You need 18, 2 1/2" X 4 1/2" rectangles for each block. Note: Some of the potato chip blocks use 2" strips. You are welcome to use that size, but for the blocks you turn in, you must use 2 1/2" strips.

Click on the link for the pattern:

## Spring mystery 2025

### **BINGO!**

**We're starting another game. The bingo challenge is to encourage you to finish projects, learn new things, take classes and buy a little product from ATB.**

### **Bingo Rules**

1. You get the original card for free. This card is set up with the harder squares appearing in only one column or row. For the most part.
2. Extra cards are \$1. Beware: The additional cards are randomized. Which means you may get a card with easy rows....or hard ones.
3. When you have completed a square, in order to get credit you must bring in the item, with your card, and I will stamp your square.
4. No teams. This is not a collaborative effort.
5. Contest will run from January 17 through July 1.
6. Quilt tops are acceptable for all squares requiring a block or quilt to be done, except for the Finish 2 quilts square and the Give a quilt as a gift square.
7. One quilt top, quilt or block cannot satisfy multiple squares. For example, the quilt that is used for the Finish 2 quilts square, cannot also be used for the Put a binding on a quilt square. If you use both batiks and florals in an ATB BOM block, you can only count that block as one square: either using a floral, or using a batik or doing a BOM.
8. Quilts and blocks must have been started no later than January 1, 2024. You can dig back that far in your unfinished pile of projects, but go back no further.
9. Free classes count toward the Take a class from ATB. So attending a BOM or the Free Embroidery Class or the Hand Sewing group on Tuesdays, will count as one class.

### **Prizes**

**Anyone who completes a row or column or the traditional X on the card will get a fat quarter. I know, not great incentive, but....**

**If you complete 2 rows you get 2 fat quarters, 3 rows, etc. Per card. Maximum # of fat quarters, per card, is 4.**

**Now for the big prize**

**If you fill every square on the card AND you are the first person to turn in your card, you will receive a \$100 gift certificate.**

**I will also have 2 more “consolation” prizes for the second and third place finishers.**

**I have also provided a link to this information. [Bingo Game](#)**



# ATB B I N G O

Finish a quilt top using a panel	Take a class at ATB	Make a BOM from ATB	Share fabric with a friend	Learn to use a new ruler
Make a block or quilt using florals	Use batiks in a block or quilt	Take another class from ATB	Put a binding on a quilt	Finish a flannel quilt top
Buy border fabric from ATB	Finish an ATB Mystery or Challenge quilt	<b>FREE SPACE</b>	Make a foundation pieced block	Put a label on a quilt
Give a completed quilt as a gift	Buy a pattern or book from ATB	Finish 2 quilts, including binding	Add embroidery to a block or quilt	Take another class from ATB
Make 10 flying geese	Make another BOM from ATB	Buy backing fabric from ATB	Make a pillowcase	Complete a Christmas project



allbingocarrs.com

New Fabric







From Marcus Bros





From Benartex, the first image are 10" squares, 42 pieces

"






Northcott




From Northcott (second image is also in wideback)






From Marcus Bros and  
Timeless






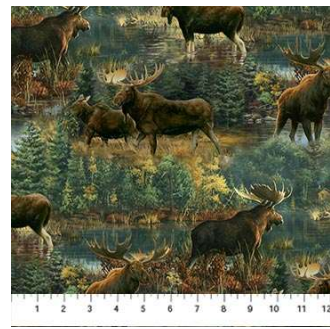

From Clothworks









From Northcott





From Northcott





From Tula Pink



Full Moon Days: January 13 (Monday), February 12 (Tuesday), March 15 (Saturday  
 NOTE: observed), April 12 (Saturday), May 12 (Monday) NOTE: These did not get onto  
 the calendar

# January 2025

Sunday	Monday	Tuesday	Wednesday	Thursday	Friday	Saturday
		CLOSED	1 CLOSED	2	3	4 10:30 BOM <a href="#">Pillow Case Party!</a> 1-4
Pi5 CLOSED	6	7 Hand Sewing club 2-5	8 Knit Pickers 2-5	9	10	11 Free Embroider Club 10-noon Flannel Snowballs 1-5
12 CLOSED	13	14 Hand Sewing club 2-5	15	16	17	18 Delectable Mountains 10:30-4
19 CLOSED	20	21 Hand Sewing club 2-5	22 Knit Pickers 2-5	23	24	25
26 CLOSED	27	28 Hand Sewing club 2-5	29	30	31	

# February 2025

Sunday	Monday	Tuesday	Wednesday	Thursday	Friday	Saturday
						1 10:30 BOM Machine Binding 1-4
2 CLOSED	3	4 Hand Sewing club 2-5	5	6	7	8 Free Embroider Club 10-noon
9 CLOSED	10	11 Hand Sewing club 2-5	12 Knit Pickers 2-5	13	14	15 Counterpoint Part 1 10:30-4
16 CLOSED	17	18 Hand Sewing club 2-5	19	20	21	22 6 Quilts, One Book 10:30-4
23 CLOSED	24	25 Hand Sewing club 2-5	26 Knit Pickers 2-5	27	28	



# March 2025

Sunday	Monday	Tuesday	Wednesday	Thursday	Friday	Saturday
						1 10:30 BOM Tennessee Waltz Part 1 1-5
2 Beginning Quilting 1-4	3	4 Hand Sewing club 2-5	5	6	7	8 Free Embroider Club 10-noon Merry Snowmen 1-4
9 Beginning Quilting 1-4	10	11 Hand Sewing club 2-5	12 Knit Pickers 2-5	13	14	15 <b>NATIONAL QUILT DAY</b>
16 Beginning Quilting 1-4	17	18 Hand Sewing club 2-5	19	20	21	22 Counterpoint Part 2 10:30-4
23 Beginning Quilting 1-4	24	25 Hand Sewing club 2-5	26 Knit Pickers 2-5	27	28	29 Cats in PJs 10:30-4
30 Beginning Quilting 1-4	31					

## Ongoing Classes & Clubs

**Block of the Month** First Sat of month 10:30-11:15 FREE Barb Boyer

Join at any time. You get a free fat quarter if you come to class with the previous month's completed block. This year the challenge will be ... come in January and find out!

**Hand Embroidery Club** 2<sup>nd</sup> Sat. of the month, 10-noon FREE Kathy Sconce

If you want to learn to hand embroider or just brush up your technique, join us on the second Saturday of the month from 10 to noon. You can work on your own projects or

you can join the project we are doing, which is Modern Herbal Block of the Month by Sewn Wyoming.

**Knit Pickers' Club** 2<sup>nd</sup> and 4<sup>th</sup> Wed of each month, 2-5 Carol Moler

Come join our Knit Pickers= Club. We knit 2 days a month every second and fourth Wednesday, from 2-5. The Club is open to all skill levels and, despite the name, includes crocheters as well. We want to share what we've learned, find new patterns, and simply just sit and knit. We may work on some felting projects, fingerless mittens, mittens, and socks. We can even help you get started—teach you the basics.

**Hand Sewing Club** every Tuesday afternoon 2-5

This club is open to everyone. Bring your hand sewing (embroidery, binding, knitting, crochet, etc) and sit & stitch.

**Toad Toters Club**

On full moon days (as noted in the calendar) you will get 20% off all purchases (not otherwise discounted) that you can fit in your bag. You must bring your bag to participate.

Full Moon Days: January 13 (Monday), February 12 (Tuesday), March 15 (Saturday NOTE: observed), April 12 (Saturday), May 12 (Monday)

We will honor only one discount -- whichever is largest. You can't combine a 10% with a 25% discount to get a 35% discount. On this we can't be bribed.

**Color of the Month and Book of the Month**

**January dogs and cats; February red; March green; April blue; May flowers**

## **February Classes**

### **Machine Binding Sat Feb 13 1-4 \$45 Jean Korber**

This is hands on class. You will need a small project (10" to 40", table runner, small wall hanging, place mat, etc) that is quilted and ready for binding. In class Jean will show you how to cut your binding, press it, and stitch it down (DO NOT CUT YOUR BINDING IN ADVANCE), how to stitch it down & miter the corners and then how to apply decorative stitches to the edge. In class you will cut your binding, stitch it to your project, miter your corners and then stitch it down by machine on the other side, using decorative stitches.

### **Counterpoint Sat Feb 15, 10:30-4 AND Sat March 22 10:30-4 \$45 Jean Korber**

The pattern is by Mountain Peak Creations. The quilt provides large spaces to showcase fabrics. Follow the pattern for fabric amounts. While the quilt has few parts to sew, it is tricky to get things lined up properly. We will show you the easy way to keep the quilt square and perfectly pieced. No special rulers are required.

### **6 Quilts, One Book Sat Feb 22, April 26, June 28, Aug 30, Oct 25, Nov 22 10:30-4 \$140 for all six classes or \$35 per class. Jean Korber & Barb Boyer will team teach the class.**

6 quilts, 1 book, every other month, 1 price for all 6 classes. (or \$35/class if you pick & choose). This is our third year doing 6 quilts out of one book. This year the book is a Christmas book, but don't be fooled. Our sample quilts include a Halloween quilt, a dog quilt, a wildlife quilt, an autumn flavored quilt, a star quilt (the Christmas quilt) and a dragon quilt. We want you to learn something new in each class. The book is Simply Modern Christmas by That Patchwork Place. This is another out of print book so look for it on the used sites, like Amazon. The first quilt we will teach is Argyle. 2 is Coming Together, 3 is Joy, 4 is Funky christmas, 5 is Snowball Games, and 6 is Peppermint Float

## **March Classes**

### **Beginning Quilting 8 weeks \$65 Barb Boyer Starting Sun Mar 2**

This comprehensive 8-week course will introduce to you almost everything you need to know about piecing a quilt top. Along the way you will learn about color, batting, thread, machines and various techniques to give you the skills to make almost any quilt.

**Tennessee Waltz Sat Mar 1 and Sat April 5, 1-4 \$45 Barb Boyer**

This is a classic quilt design that incorporates the 54-40 of Fight block and a snowball block. The result? The quilt will look curvy, but it's all pieced straight. Pattern will be given out in class. You will need the 2 Peaks in Once ruler by Creative Grid. Yardage needed for a 61" X 70" is app. 2-3 yards of the focus fabric for the center squares, 1 ½ for the stars and 1 yard for the 4-patch squares. Border app. 2 yards.

**Merry Snowman Sat Mar 8, April 12, May 10 1:00-4 Cindy Hamann \$45**

Pattern Merry, Merry Snowmen by Bunny Hill Designs. The applique in the sample quilt is done with wool. We will teach both wool options, traditional needle turn or or finished edge applique, or raw edge applique. Skill level: Confident beginner

**NATIONAL QUILT DAY SATURDAY MARCH 15 DEMOS AT NOON**

**We will have a special sale for National Quilt Day. We will have demos and other activities going on, TBA.**

**Counterpoint Sat Feb 15, 10:30-4 AND Sat March 22 10:30-4 \$45 Jean Korber ongoing**

**Cats in PJs Sat March 29 10:30-4 \$40 Barb Boyer**

This is an Elizabeth Hartman Cats in Pajamas pattern. Follow pattern instructions for fabric amounts. And think creatively about fabrics for the cats and for the PJs. Footballs, stripes, dogs, plaids, ballerinas—anything you can think of for cute PJ fabrics. And the cats can be all different colors, and some may have different tail and ear colors, as well.

## **April Classes**

**Tennessee Waltz Sat Mar 1 and Sat April 5, 1-4 \$45 Barb Boyer ongoing**

**Merry Snowman Sat Mar 8, April 12, May 10 1:00-4 Cindy Hamann \$45 ongoing**

**Fanfare Sat April 19, 10:30-4 \$45 Jean Korber**

Fanfare pattern by Krista Moser required. Follow pattern instructions for fabric requirements. You will also need the Creative Grid 60 degree triangle ruler, 8 1/2" size. Skill level: Intermediate

**6 Quilts, One Book Sat Feb 22, April 26, June 28, Aug 30, Oct 25, Nov 22 10:30-4 \$140 for all six classes or \$35 per class. Jean Korber & Barb Boyer will team teach the class.**

The second quilt we will teach is Coming Together.

## **May Classes**

**T-Shirt Quilt Sat May 3 & 24 1-4 \$45 Barb Boyer**

So you've got all these t-shirts and want to turn them into a quilt? It's easy, but you need the right tools. The class is taught in 2 parts: First, preparing your t-shirts, and second, designing your top—which is where I come in, because I can help with all of the math that might be involved.

**Merry Snowman Sat Mar 8, April 12, May 10 1:00-4 Cindy Hamann \$45 ongoing**

**Drip Drop Sat May 17 10:30-4 Barb Boyer \$45**

The quilt is in Graphic Quilts book by That Patchwork Place. We have copies. Templates will be provided for the curved pieces. Follow fabric requirements in the book. Skill level: Intermediate



Normal Shop Hours:

**Monday-Saturday 10-5:30**

**Sunday 1-5**

**Closed first Sunday of month (and some holidays)**

**New Hours for Winter Time (starting Nov 5-May 22)**

**Monday-Saturday 10-5, closed Sundays unless a class is scheduled. Then we're open 1-5. Check the schedule.**

Join the fun and come feel the difference of quality fabrics.

Happy quilting!

Sincerely, Barbara Boyer

Around the Block

307-433-9555

[www.aroundtheblockquilts.com](http://www.aroundtheblockquilts.com)

