



Around the Block  
QUILT SHOP

January 19, 2024

---

People are making up new stuff every day for needs we didn't even know we had.

Now, one need that is not attended to by tech companies involves people on broadcast channels that can't speak regular English—I've long since abandoned my hope for proper English. I heard a weather guy fumble for the correct word to describe a long narrow band of lake effect snow coming across Lake Michigan. He knew there was a word for it and kept talking hoping it would come to him. It didn't. He finally opted for "small."

By the time it took him to struggle to spit out that word, I was shouting at the tv: Narrow. Narrow. But I'm sitting on my couch so the words come more quickly when you're not under the pressure of describing a simple weather pattern on broadcast tv. Although that's what he's being paid to do.

And then there was the woman on NPR who was talking about the new snow in the mountains and the numerous avalanches that have occurred over the past couple of days. She suggested that if you were going into the back country you might want to recalibrate your plans. That was a new one. Tools get recalibrated. I didn't realize nonobjects, like plans, can be recalibrated.

So I looked up the word. First, you have to understand what calibrate means before you can decide to recalibrate something. So calibrate means to ascertain the caliber of something. Great. So caliber means a degree of something, like mental capacity, moral quality, or excellence, things that I'd say are not easily measured. Or it's the diameter of a something, like a bullet, something tangible. So basically, it's a means of measuring something.

Isn't this fun.

Anyway, to calibrate something is to first ascertain the caliber of something, like a thermometer, and then determine how to fix it or change it to bring it to normal standards. It can also be a way to measure something precisely, like dosage for medicine. When you recalibrate, you go back to your standard, figure out how far you've deviated from that standard and you recalibrate to get you back on track.

So this reporter wanted you to recalibrate your back country ski plans. I really think she meant to say reconsider because I don't think there was a lot of caliber thinking going into those skiing plans sufficient to form a calibration that could then be recalibrated.

But that's not what I want to talk about and you're probably glad about that.

No, I want to talk about all those tech products that we didn't know we needed but have now been invented.

First on the list is the bone whisperer toothbrush. It has 5 brush modes, tailored to specific needs and times of day, which begs the question why does the time of day matter and I'm not here to answer that. The toothbrush has an interactive touch screen that provides instant feedback: You forgot your back molar! Brush harder because it's 2 p.m! And apparently only you can hear the brush whispering to you.

There's more. It has wifi connectivity. So you can connect it with your home computer and if you go on the road it stores info about your brushing habits so you can connect it with the hotel wifi, brush your teeth, store the info and when you get home, you can download all the info your brush has collected about your teeth and your brushing habits. It also has blue tooth (no pun intended) tech in it, so I expect to see future versions being used to download music, movies, audio books, text message and phone calls into your brush: "Hi mom, yeah I'm brushing, wait while I spit. Let me first turn off Marathon Man."

Next up is the see-through tv. Yup. When you're not using it, you can see the wall behind the tv. And we need this because.....?

Next is an automatic parking boat, for those folks who can't parallel park their yacht. Now, cruise ships have this capability. I was on a cruise ship that was having trouble with one of its engines. Consequently, it took us longer to get to port. I figured that first arrived is first in. Nope. We had docking space #2 and it was there, waiting for us to parallel park into it. That was fascinating to watch. So for regular boats and non ship captains, I can see a need for this helpful tech.

Next up: A wearable oven. That's right. It's an oven in a backpack. Or a better description is a portable toaster oven with a battery pack. Cook while you hike. Cook while you commute. One weird thing, okay another weird thing, is that it is not watertight. So no sticking your coffee mug inside for a warm up.

There's a new smart pillow to shut up snorers, smart binoculars that can identify up to 9,000 birds, smart lawnmowers (think robot vacuum with whirring blades), lots of different tvs, ear buds, headphones, gaming computers, phones, and, of course, smart cars.

In the home improvement category, Kohler has a smart shower that smarts up not only water but light, sound and steam. It has voice control that is compatible with Google Home or Amazon Alexa so you can preset and pre start your shower experience. I expect those options could be helpful, especially with 12 water outlets with 9 different presets aimed at all different parts of your body. You're going to need a voice protocol off switch for visiting family members that are hogging the hot water.

While we're on the subject of bathrooms there are also smart toilets out there, with seat warmers, air drying, auto lid opening & closing, spray nozzles for front and back cleaning, self cleaning...we're probably way past too much info. TMO

One of the things driving some of the smart home new tech devices is a protocol called Matter. Devices built with Matter, a global, open-source standard, allow them to talk to each other,

regardless of manufacture. So things like air conditioners, air quality sensors, dishwashers, showers, robot vacuums, etc., can all be programmed to talk to each other and Alexa. I'm making some of that up. I don't think they talk to each other when you're not home.....

But be prepared in the near future for your home to know when you're 30 minutes away, so the toilet can be preheated & ready for use, the microwave will have switched from a refrigerator to an oven ready to present your meal as you step through the door. The lights will all be on, the tv turned to your favorite channel, the dogs will have been let out by the security doors and brought back in, their food awaiting thru automatic dispensers, and the litter box will have rotated and cleaned up after the cat. Your work is done.

Until the tech goes askew and you have to recalibrate everything. You might want to reconsider buying it all in the first place.

I love it when a story come together.

---

## Spring 2024 Challenge

Buy a scrap bag (or more than one), make a quilt (top is sufficient), and bring the top to the store by JUNE 1--come to the Free block of the Month to show it, if you want. Your name will go into a drawing for a \$100 gift certificate! For each scrap bag you buy, you can enter another quilt. 3 bags, 3 quilts. 1 bag, only 1 quilt. You can also mix and match the bags, so you can buy multiple bags, swap the fabrics back & forth and make as many quilts as you buy bags. Minimum size on the quilts is 50" X 60". You can add any other fabrics to the mix as you like, but you must use some of the scraps from the bag in your quilt.

We will take a picture of you and your bag(s) when you buy so we can at least spot a couple of the scrap fabrics in your quilt. Any quilt you make counts, even quilts you make in class. Just be sure to remember which fabrics came out of the scrap bags, in case you're asked.

---

---

## New Fabric



From Clothworks



These are 2 1/2" strips and 10" squares




From Timeless Treasures: 2 1/2" Strips




From Timeless Treasures: 10" Squares



From Marcus Bros



In the Beginning







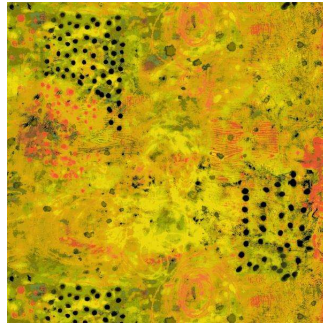

From Windham the mutli-colored tumbnail is a fat quarter bundle




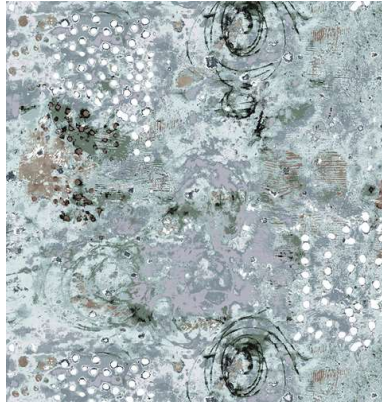

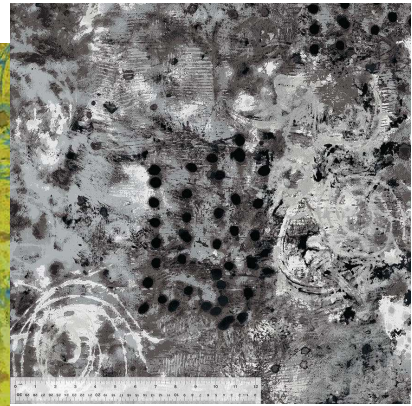

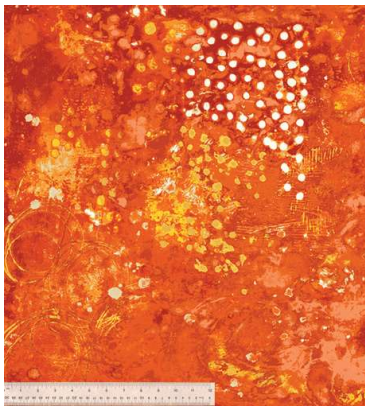
FATQSUMM-X • FAT QUARTER BUNDLE (24 PRINTS)  
SUMMER LOVIN' BY SHAYLA WOLF  
COTTON; OEKO-TEX CERTIFIED







WINDHAM FABRICS OEKO-TEX  
CERTIFIED BY 1001




From Windham. Spotted Graffiti






wideback



From Kennard & Kennard



From RJR

## JANUARY 2024

Sunday	Monday	Tuesday	Wednesday	Thursday	Friday	Saturday
	<b>1</b> New Year's Day CLOSED	<b>2</b> Hand work Club 2-5	<b>3</b> Long Arm class 10:30	<b>4</b> Long Arm Rental Day	<b>5</b>	<b>6</b> BOM 10:30 Wild Flower Quilt 1-5
<b>7</b> CLOSED	<b>8</b>	<b>9</b> Hand work Club 2-5	<b>10</b> Knit Pickers' Club 2-5	<b>11</b> Long Arm Rental Day	<b>12</b>	<b>13</b> Embroidery Club 10-noon Machine Binding 1-4
<b>14</b> CLOSED	<b>15</b> M L King Day Let's Make Flying Geese! 10:30-4	<b>16</b> Hand work Club 2-5	<b>17</b> Long Arm class 10:30	<b>18</b> Long Arm Rental Day	<b>19</b>	<b>20</b> Strip Quilts 10:30-4
<b>21</b> CLOSED	<b>22</b>	<b>23</b> Hand work Club 2-5	<b>24</b> Knit Pickers' Club 2-5	<b>25</b> Long Arm Rental Day <b>Full Moon</b>	<b>26</b>	<b>27</b> Stack & Whack Quilt 10:30-4
<b>28</b> CLOSED	<b>29</b>	<b>30</b> Hand work Club 2-5	<b>31</b>			<b>Color of the month: Purple</b>



## FEBRUARY 2024

Sunday	Monday	Tuesday	Wednesday	Thursday	Friday	Saturday
				1 Long Arm Rental Day	2	3 BOM 10:30 Travel Duffel Bag 1-4
4 Beginning Quilt 1-4	5	6 Hand work Club 2-5	7 Long Arm class 10:30	8 Long Arm Rental Day	9	10 Embroidery Club 10-noon Tula Pink Butterfly Quilt 1-5
11 Beginning Quilt 1-4	12	13 Hand work Club 2-5	14 Knit Pickers' Club 2-5	15 Long Arm Rental Day	16	17 Decoupage Quilt from In the Beginning 10:30-4
18 Beginning Quilt 1-4	19 Presidents' Day Jelly Roll Basic quilt 10:30-3	20 Hand work Club 2-5	21 Long Arm class 10:30	22 Long Arm Rental Day	23	24 Travel Duffel Bag 10:30-4 Full Moon
25 Beginning Quilt 1-4	26	27 Hand work Club 2-5	28 Knit Pickers' Club 2-5	29 Long Arm Rental Day		Color of the Month: red

## MARCH 2024

Sunday	Monday	Tuesday	Wednesday	Thursday	Friday	Saturday
					<b>1</b>	2 BOM 10:30  Tula Pink Butterfly Quilt 1-5
3 Beginning Quilt 1-4	<b>4</b>	<b>5</b> Hand work Club 2-5	<b>6</b> Long Arm class 10:30	<b>7</b> Long Arm Rental Day	<b>8</b>	9 Embroidery Club 10-noon  Disappearing 9- patch 10:30-4
10 Beginning Quilt 1-4	<b>11</b>	<b>12</b> Hand work Club 2-5	<b>13</b> Knit Pickers' Club 2-5	<b>14</b> Long Arm Rental Day	<b>15</b>	16 National Quilt Day—Demos at noon Strip Quilts 10:30-4
17 Beginning Quilt 1-4	<b>18</b>	<b>19</b> Hand work Club 2-5	<b>20</b> Long Arm class 10:30	<b>21</b> Long Arm Rental Day	<b>22</b>	23 Hunter Star Quilt 10:30-4
24 Beginning Quilt 1-4	<b>25</b> Full Moon	<b>26</b> Hand work Club 2-5	<b>27</b> Knit Pickers' Club 2-5	<b>28</b> Long Arm Rental Day	<b>29</b> Good Friday	30 Scrappy Bear Paw 10:30-4
<b>31</b> Easter Sunday  CLOSED						Color of the month: green

## APRIL 2024

Sunday	Monday	Tuesday	Wednesday	Thursday	Friday	Saturday
	<b>1</b>	<b>2</b> Hand work Club 2-5	<b>3</b> Long Arm class 10:30	<b>4</b> Long Arm Rental Day	<b>5</b>	6 BOM 10:30 Machine Binding 1-4
7 CLOSED	<b>8</b>	<b>9</b> Hand work Club 2-5	<b>10</b> Knit Pickers' Club 2-5	<b>11</b> Long Arm Rental Day	<b>12</b>	13 Embroidery Club 10-noon Disappearing Triangle Quilt 1-5
14 CLOSED	<b>15</b>	<b>16</b> Hand work Club 2-5	<b>17</b> Long Arm class 10:30	<b>18</b> Long Arm Rental Day	<b>19</b>	20 Alligator Alley Quilt 10:30-4
21 CLOSED	<b>22</b>	<b>23</b> Hand work Club 2-5 Full Moon	<b>24</b> Knit Pickers' Club 2-5	<b>25</b> Long Arm Rental Day	<b>26</b>	27 Big Foot Quilt 10:30-4
28 CLOSED	<b>29</b>	<b>30</b> Hand work Club 2-5				Color of the month: yellow


## MAY 2024

Sunday	Monday	Tuesday	Wednesday	Thursday	Friday	Saturday
			1 Long Arm class 10:30	2 Long Arm Rental Day	3	4 BOM 10:30 T-shirt Quilt Part I 1-5
5 CLOSED	6	7 Hand work Club 2-5	8 Knit Pickers' Club 2-5	9 Long Arm Rental Day	10	11 Embroidery Club 10-noon T-shirt Quilt Part II 1-5
12 CLOSED	13	14 Hand work Club 2-5	15 Long Arm class 10:30	16 Long Arm Rental Day	17	18 Strip Quilts 10:30-4
19 CLOSED	20	21 Hand work Club 2-5	22 Knit Pickers' Club 2-5	23 Long Arm Rental Day <b>Full Moon</b>	24	25 Kirista Moser Weekend: Flutterby Frolic: Kirista Moser Quilt 10:30-4
26 Kirista Moser weekend 1-5	27 Kirista Moser weekend 10:30-5	28	29	30 Long Arm Rental Day	31	Color of the month: whites

l-r Alligator Alley; Decoupage;  
Wildflower; Stack n' Whack;  
Travel Duffle; Butterfly; Jelly  
Roll Race Quilt; Disappearing 9-  
Patch; Disappearing Triangles;  
Flutterby; Hunter's Star; Big Foot



Decoupage, a simple and  
stunning quilt done with lots of  
black and white.  
87" X 104







## Travel Duffel Bag 2.1

Includes coupon for \$5 Add-On Video Tutorial

- Quick-grab handles
- Detachable, adjustable strap with pad
- Numerous slip and zippered pockets
- Trolley sleeve secures bag to rolling luggage
- Our biggest duffel!




Carry-on compliant!

by **annie.com**  
...what's in your bag?



**Classic Hunter's Star**  
Designed & Pieced by Debi Tucker, Studio 180 Design  
Quilted by Doreen Pedersoli, Happy Valley Machine Quilting

28 Hunter's Star Hidden Treasures



Please look on the calendars above for times and dates.

#### Ongoing Classes & Clubs

**Block of the Month** First Sat of month 10:30-11:15 FREE Barb Boyer  
Join at any time. You get a free fat quarter if you come to class with the previous month's completed block. This year the challenge will be ... come in January and find out!

**Hand Embroidery Club** 2<sup>nd</sup> Sat. of the month, 10-noon FREE Kathy Sconce  
If you want to learn to hand embroider or just brush up your technique, join us on the second Saturday of the month from 10 to noon. You can work on your own projects or you can join the project we are doing, which are sheep! From Crabapple Hill

**Knit Pickers' Club** 2<sup>nd</sup> and 4<sup>th</sup> Wed of each month, 2-5 Carol Moler  
Come join our Knit Pickers= Club. We knit 2 days a month every second and fourth Wednesday, from 2-5. The Club is open to all skill levels and, despite the name, includes crocheters as well. We want to share what we've learned, find new patterns, and simply just sit and knit. We may work on some felting projects, fingerless mittens, mittens, and socks. We can even help you get started—teach you the basics.

**Hand Sewing Club** every Tuesday afternoon 2-5  
This club is open to everyone. Bring your hand sewing (embroidery, binding, knitting, crochet, etc) and sit & stitch.

## January classes

**Let's Strip! Quilts Sat Jan 20; March 16; May 18; July 20; Sept 21 and Nov 16 10:30-4 or 5 Jean Korber and Barb Boyer \$130**

6 quilts, 1 book, every other month, 1 price for all 6 classes. (or \$35/class if you pick & choose). We did this last year, using one book and fat quarters, and the quilts were amazing. So we're trying it again, this time using 2 ½" strips. Each class will employ different techniques, and we sometimes change things up a little. We want you to learn something new in each class. The book is Striking Strip Quilts by Kate Henderson. You'll have to find the book on line, as it is no longer being published. If you have trouble finding it, let me know. January's quilt is called Summer Holiday; March is Tulip Patch; May is Day Dream; July is Twinkle Twinkle; September is By the Sea Shore; and November is Heading Home (which uses a lot of flying geese so if you want a jump start on the quilt, come to the Let's Make flying Geese class on Jan 15).

**Stack n' Whack Jan 27 10:30-4 \$45 Barb Boyer**

Stack n' Whack quilts are similar to one block wonder panel quilts, except they don't use a panel and you need 8 repeats, not 6. We will make the traditional quilt, which uses half square triangles to form kaleidoscope patterns. Half of your fabric will be used for the blocks and the other half will be used for the borders. These quilts look great when you use novelty fabrics with an 18-24" repeat.

## February Classes

**Beginning Quilting 8 weeks \$65 Barb Boyer Starting Sun Feb 4**

This comprehensive 8-week course will introduce to you almost everything you need to know about piecing a quilt top. Along the way you will learn about color, batting, thread, machines and various techniques to give you the skills to make almost any quilt.

**Travel Duffel Bag Sat Feb 3, 1-4 AND Sat Feb 24 10:30-4 \$50 Jean Korber**

This is a bag you can slip over the handles of your roll along luggage. Perfect for traveling, perfect for traveling to class with your sewing machine on a roll along cart. The class has 2 parts: first preparing your fabric and figuring out the pattern—Jean will tell you what parts need to be constructed before you put the bag together. The second class will be assembling the bag, adding pockets, learning to put in zippers. She's also made a few modifications, of course, and she'll explain how to do all of that.

**Tula Pink's Butterfly Quilt Sat Feb 10 and Sat Mar 2 1:00-4 Cindy Hamann \$45**

The pattern is essentially a sampler quilt made of many different traditional quilt blocks arranged into a giant butterfly centered on a graphic chevron body. The new revised pattern has been updated and expanded to include a complete fabric guide to replicate the cover quilt. This is a great patchwork technique builder incorporating strips, triangles and curves to create a dynamic quilt top.

**Decoupage, an In the Beginning Quilt Sat Feb 17 10:30-4 Barb Boyer \$40**

This is another kitted quilt class. The quilt is structured with a large square panel in the middle, black and white squares in the corner triangles and a large 10" border strip. The black and white design enhances the brightly colored flowers for which In the Beginning Fabrics are known. The class will teach you how to square the inside panel, add pieced corners to the panel and then how to miter the outer border.

**Let's Roll for President's Day! Mon Feb 19 10:30-4 \$40**

A classic "Jelly Roll" (race) quilt, although we won't race and you can use any 2 1/2" strip collection you like, including cutting your own (we have the AccuCutter dies for 2 1/2" strips). If you've never done the "race" quilt, it's fun, quick and surprisingly stunning. You will need 42-48 strips (no more) for the class. We will also introduce some other "blocks" to add into your quilt to make it even more fun and unique.

## March Classes

**Tula Pink's Butterfly Quilt Sat Feb 10 and Sat Mar 2 1:00-4 Cindy Hamann \$45 ongoing**

**Disappearing 9-Patch Sat Mar 9 1-4 \$35**

An oldie but a goodie! This quilt uses 5" squares (the more squares you have, the bigger the quilt, your choice). The basic concept is to make 9-patches, cut them apart & sew them back together to make a unique design. If you need a quick quilt for a graduation present, this quilt is perfect.

**Let's Strip! Quilts Sat March 16; May 18; July 20; Sept 21 and Nov 16 10:30-4 or 5 Jean Korber and Barb Boyer \$130**

March's quilt is Tulip Patch. You will need 25 assorted green strips for stems and 25 assorted strips for the tulips, plus background (and borders, if you want them). This quilt teaches different ways to use the 45 degree flip method for making flying geese-styled blocks.

**Hunter Star Sat Mar 23 10:30-4 \$40 Barb Boyer**

The classic Hunter Star quilt is made simple by using Deb Tucker's Rapid Fire Star ruler. The book, Hidden Treasures, has all sorts of ideas for settings and color choices for your Hunter Star. The quilt is simple and elegant and is one of those classic quilts you need to make.

**Scrappy Bear Paw Sat Mar 30 10:30-4 \$40 Barb Boyer**

Another classic pattern is the Bear's Paw. This pattern was one of the first quilts I really wanted to make. 40 years later, mine is done—the top at least. In class we will talk about various ways to set the Bear's Paw and you'll also get the "Wyoming Bear's Paw" block, which is a bear's paw inside a bear's paw. Very cool.

**NATIONAL QUILT DAY SATURDAY MARCH 16 DEMOS AT NOON**

**We will have a special sale for National Quilt Day and I'll be demonstrating how to make mitered borders the easy way. The only way. We may have some other demos and activities going on, TBA.**



## April Classes

### **Machine Binding Sat April 6 1-4 \$45 Jean Korber**

This is hands on class. You will need a small project (10" to 40", table runner, small wall hanging, place mat, etc) that is quilted and ready for binding. In class Jean will show you how to cut your binding, press it, and stitch it down (DO NOT CUT YOUR BINDING IN ADVANCE), how to stitch it down & miter the corners and then how to apply decorative stitches to the edge. In class you will cut your binding, stitch it to your project, miter your corners and then stitch it down by machine on the other side, using decorative stitches.

### **Disappearing Triangle Quilt Sat April 13 1-4 \$35 Barb Boyer**

This quilt is similar to the Disappearing 9-patch, but it takes the concept to a new level. This is another of the 9-patch, cut apart & put back together quilt, but it adds a triangle feature, that when made with bright colors is spectacular!

### **Alligator Alley Sat April 20 10:30-4 \$40 Jean Korber**

This simple triangle quilt can be cut and sewn in a day. Okay, maybe not a day, but it is easy and yet looks complicated. We have some very cool fabric that we are holding back for class members—if you are interested in using this fabric, let me know IMMEDIATELY! We have limited quantities and we're only selling it to class members. But the cool thing about this quilt, is you can use any fun fabric you like and you'll get a gorgeous quilt.

### **Big Foot Quilt—Yeti by any other name Sat April 27 10:30-4 \$45 Jean Korber**

This is an Elizabeth Hartman quilt. With luck, we will have some more Big Foot fabric in the store by class time, but right now we have some great background fabrics that will make your trees and Big Foot look like they are in the middle of a forest. Of all the Elizabeth Hartman quilts, this is one of the easiest. And if you want more Big Feet Big Foots? in your quilt, you can add extra. You can also make them all different colors, because, after all, they are magical.

## May Classes

### **T-Shirt Quilt Sat May 4 & 11 1-4 \$45 Barb Boyer**

So you've got all these t-shirts and want to turn them into a quilt? It's easy, but you need the right tools. The class is taught in 2 parts: First, preparing your t-shirts, and second, designing your top—which is where I come in, because I can help with all of the math that might be involved.

### **Let's Strip! Quilts Sat May 18; July 20; Sept 21 and Nov 16 10:30-4 or 5 Jean Korber and Barb Boyer \$130**

May's quilt is Daydream, which is essentially a form of a spiderweb quilt. The blocks are made from triangles cut from strip set panels. By making more stripped panels you can make the quilt as big as you like. This is a great way to use up scraps, even ones that aren't 42" wide.

### **Krista Moser weekend, with a Flutterby Focus! Sat-Mon May 25-27 Jean Korber and Barb Boyer Saturday class only \$45, full weekend \$125**

This is an all things Krista Moser weekend. Saturday, Jean will teach the quilt Flutterby. Then you can leave your machines and come back Sunday afternoon (and we can talk about this, if you want to come earlier) and Monday for all or part day sewing. Jean will be here for select times if you need to ask her specific questions about any Krista Moser quilt you are working on. Otherwise, treat the weekend like a retreat, where you get to sew all day, at a quilt store (with handy products available) and excellent

support for all your questions. We don't offer many retreat weekends, so take advantage of this holiday opportunity.

\*\*\*\*\*

## CLUBS

### **HAND EMBROIDERY CLUB FREE!**

If you want to learn to hand embroider or just brush up your technique, join us on the second Saturday of the month from 10 to noon. You can work on your own projects or you can join the project we are doing.

\*\*\*\*\*

### **Hand Work Club FREE!**

Every Tuesday afternoon from 2-5, join us to just sit & hand stitch, crochet, bind, or knit group. Bring what you're working on, sit up at the table in front by the window and work on your projects for a while. You can get advice & suggestions from your fellow quilters and share your experiences about your projects.

\*\*\*\*\*

### **Knit Pickers' Club FREE!**

This is another get-together class to sit & knit, work on our projects, share information and get some help. We will share techniques, suggest patterns, but mainly we'll sit & knit (or pick). 2<sup>nd</sup> & 4<sup>th</sup> Wednesdays 2-5.

\*\*\*\*\*

### **Block of the Month Club FREE!**

First Saturday of the Month, 10:30-11:15. Join at any time. You get a free fat quarter if you come to class with the previous month's completed block.

\*\*\*\*\*

### **Toad Toters Club**

On full moon days (as noted in the calendar) you will get 20% off all purchases (not otherwise discounted) that you can fit in your bag. You must bring your bag to participate.


Full Moon Days: January 25; February 24; March 25; April 23; May 23

#### Discount Policy

We will honor only one discount -- whichever is largest. You can't combine a 10% with a 25% discount to get a 35% discount. On this we can't be bribed.

#### Color of the Month

**January purple; February red; March green; April yellow; May whites**



## Nolting Quilting Machines



## Nolting Longarm Machines

Nolting has 5 main machines, each with different reaches: from 17" to 30" depending on the machine. They are sold with or without a frame, but after I saw & helped set up one of the steel frames this week, I recommend buying the frame. All machines, except for the Standard--the most economical machine-- have a stitch regulator. I recommend a stitch regulator. All machines can be equipped with a computer and there are a couple of different ones to choose from. In addition, you can get an extended table base so that you can use rulers, you can get larger bobbins on some of the models and on the frames you can get hydraulic lifts to raise and lower the tables. In the coming weeks, I will print out more information on each model.

The best entry level machine is the Fun Quilter. It comes in 17", 20" & 23" reach. It comes with the Intellistitch Equalizer stitch regulator, standard speed control, needle up/down, and fixed handles in the front & rear. This machine can also be equipped with a computer.

The Pro Machine has the Intellistitch Turbo stitch regulator, single stitch option, standard speed control, needle up/down and customizable handles in the front & rear. The Pro Machine comes in 20", 24" and 30" reach with 10-12" of inside height. There are easy dials on the front to set stitch length and other options. This machine can also be equipped with a computer.

The NV Machine is the newest in the fleet of Nolting machines. This machine has a touch screen with programmable stitch regulation. You can stitch in 4 different stitch modes plus single stitch and needleup/down. It also has an adjustable brightness LED work light. This machine can also be equipped with a computer.

---

Normal Shop Hours:  
**Monday-Saturday 10-6**  
**Sunday 1-5**

**Closed first Sunday of month (and some holidays)**  
**New Hours for Winter Time (starting Nov 5-May 22)**  
**Monday-Saturday 10-5, closed Sundays unless a class is scheduled. Then we're open 1-5. Check the schedule.**

Join the fun and come feel the difference of quality fabrics.

Happy quilting!

Sincerely, Barbara Boyer  
Around the Block  
307-433-9555  
[www.aroundtheblockquilts.com](http://www.aroundtheblockquilts.com)



Around the Block | 453 Vandehie Suite 120, Cheyenne, WY 82009

[Unsubscribe office@jubjub.com](mailto:office@jubjub.com)

[Update Profile](#) | [Constant Contact Data Notice](#)

Sent by [barbboy@msn.com](mailto:barbboy@msn.com) powered by

