



January 5, 2024

New Year's Resolutions. You know you hate them. You know you want to make them. You know you'll break them. So why do them?

"I resolve not to kill the cat this year," Becca said, sauntering in from outside. Becca, for those of you new to this post, is my red mini Australian Shepherd. I don't know why I bought her in the first place. She was not what I was looking for. I wanted a self assured, non talker, independent minded, eager to please dog. Instead I got a pup who worries about everything and talks about it constantly.

"I do not," Becca growled.

"Do not what?" I asked innocently.

"I don't talk constantly, and besides I am independent minded. Just because I have no interest in pleasing you at every turn doesn't mean I'm a bad dog."

"I never said that, Becca. I just said you weren't exactly what I was looking for when I got you."

"Well you're no pick of the litter, either," Becca said.

"Okay, okay, let's get back on topic. Resolutions. I resolve to be nicer to everyone next year," I said. "As you get older, you tend to get grumpier. You've seen it all, you know what's going to happen, again and again, and you just want to slap someone up side the head and tell them to get a clue."

"So you're resolved not to do that?" Becca asked. "Because it seems like a more fun way to go through life, although it could be dangerous."

"Yeah, I did give up flipping people off while I was driving a long time ago. Those kind of drivers own guns and aren't afraid to use them," I said. "But I may strive to be more honest to people who are condescending to me. Doesn't happen often, but I am a woman who runs a fabric store. People sometimes stereotype me inappropriately. I usually don't correct their misconceptions, but in the future I may try to put more biting sarcasm into my remarks. You know, all those lines you wish you had said, but thought them up too late."

"Best just to be nicer," Becca observed.

"So are you going to be nicer to the cat?" I countered. Becca looked sideways at me.

"Sure. You betcha," she said.

“Okay, that’s one for each of us, then,” I said. “What’s next?”

“Before we go on, I want to know why we’re going through this inane exercise. You’re never going to keep whatever you resolve,” Becca said.

“Good point. Resolutions date back at least 4,000 years to the Babylonians. They started their new year in March with the arrival of spring. Basically their promises were to make their gods happy and, in turn, the crops would grow, people would be healthy and all would be right with the world. The Romans got in on the act a couple of thousand years later. Caesar changed up the calendar, setting January 1 as the start of the new year and the day to honor the god Janus. Janus was a two faced god, a guardian of doors, arches, anything going and coming, essentially. Caesar offered up sacrifices to him.”

“Probably a good idea,” Becca chimed in. “You don’t want to go flipping off that kind of god.”

“Exactly. And from there the tradition has just continued as we all want to strive to do better every year. Most people who make resolutions quit them fairly quickly. Usually it’s because their eyes are set on too lofty of goals, like losing weight, exercising more, saving money, reducing spending, and spending less time on social media.”

“All right, then,” Becca said. “Let’s not put any of that on our resolution list. What else is there?”

“Well under the heading of being nicer to people, you could give a compliment to someone every day. Let that person know you like their haircut, or scarf, how they drive, for example.”

“The opposite of flipping them off,” Becca said. “So I could tell Padfoot everyday that she’s not fat.”

“Becca, that’s not a compliment. Tell her instead that her fur is soft and silky.”

“I’ve never gotten that close.”

“Tell her IT LOOKS SOFT AND SILKY!” I said.

“You mean lie?”

“Becca! You need to keep ‘be nice’ on your list. Other things to put on a list: Read a book a month; go someplace you’ve never been; volunteer; drink more water; clean out your car…”

“Okay, that’s gotta go on your list,” Becca said. “Your car’s always a mess.”

“It’s the perfect storage space for the things you need when you need them,” I said. “Other things: Start a new hobby, like learning to knit, playing the piano, making origami animals.”

“Learn to cook!” Becca said enthusiastically. “And if you already know how, cook more.”

“That’s the spirit, Becca” I said. “Exercise more often to be healthier, not thinner. Also stretch more, it’s good for the bones. Stop gossiping. Spread positivity. Be kind on social media. Do random acts of kindness.”

“That all falls under the be nicer to people resolution,” Becca observed.

“True, and along with ‘those’ kind of resolutions, stay away from people who complain a lot. Remove as much negativity as you can from your life.”

“Does that mean we can get rid of the cat?” Becca said.

“Becca, be kind. Other things, travel somewhere without posting about it on social media.”

“And if you do post, don’t post the plate of food you’re about to eat. I just don’t get why people post those pictures.”

“Unless it’s a huge hot dog from New York,” I said. “That’s a worthy post. Other things: buy less plastic, which is almost impossible, but you can switch to hand held soaps that don’t come in bottles, take cloth bags to the stores, buy cartons not jugs.

“Send handwritten letters, especially thank you letters for all the gifts received at Christmas. Wear sunscreen. Do something that scares you. Spot clean as you go. Travel somewhere with no map.”

“Okay, that one’s easy for you,” Becca said. “You tend to navigate by telling yourself you know where you’re going. That’s how you end up in parking lots that you can’t figure out how to get out of,” Becca said.

“Where’s the adventure in following the map?” I said. “And finally, talk less, listen more.”

“Well, all of these can’t be on one list,” Becca said. “For one, you’ll never remember them all and consequently, you’ll just give up on all of them.”

“Okay, good point. I’ll do three: Be nicer to people, buy less plastic, and do something scary. That may be a hard one, because most scary things involved physical adventures, but...I’ve got a couple of ideas. How about you?”

“I won’t eat the cat. I’ll start a new hobby. And I’ll quit posting scathing reviews under your name on the internet.”

“Becca!”

2024 Calendar!

I'll be adding the making Your Own Journal class again on April 25.

Decoupage Kits are now ready. We have kitted four, and can make up 2 more, if needed. Kits are \$140. Class is on Feb. 17. Kits are held back for class members for now.

Spring 2024 Challenge

Buy a scrap bag (or more than one), make a quilt (top is sufficient), and bring the top to the store by May 1. Your name will go into a drawing for a \$100 gift certificate! For each scrap bag you buy, you can enter another quilt. 3 bags, 3 quilts. 1 bag, only 1 quilt. You can also mix and match the bags, so you can buy multiple bags, swap the fabrics back & forth and make as many quilts as you buy bags. Minimum size on the quilts is 50" X 60". You can add any other fabrics to the mix as you like, but you must use some of the scraps from the bag in your quilt.

We will take a picture of you and your bag(s) when you buy so we can at least spot a couple of the scrap fabrics in your quilt. Any quilt you make counts, even quilts you make in class. Just be sure to remember which fabrics came out of the scrap bags, in case you're asked.

JANUARY 2024

Sunday	Monday	Tuesday	Wednesday	Thursday	Friday	Saturday
	1 New Year's Day CLOSED	2 Hand work Club 2-5	3 Long Arm class 10:30	4 Long Arm Rental Day	5	6 BOM 10:30 <u>Wild Flower</u> Quilt 1-5
7 CLOSED	8	9 Hand work Club 2-5	10 Knit Pickers' Club 2-5	11 Long Arm Rental Day	12	13 Embroidery Club 10-noon Machine Binding 1-4
14 CLOSED	15 M L King Day Let's Make Flying Geese! 10:30-4	16 Hand work Club 2-5	17 Long Arm class 10:30	18 Long Arm Rental Day	19	20 Strip Quilts 10:30-4
21 CLOSED	22	23 Hand work Club 2-5	24 Knit Pickers' Club 2-5	25 Long Arm Rental Day Full Moon	26	27 Stack & Whack Quilt 10:30-4
28 CLOSED	29	30 Hand work Club 2-5	31			 Color of the month: Purple

FEBRUARY 2024

Sunday	Monday	Tuesday	Wednesday	Thursday	Friday	Saturday
				1 Long Arm Rental Day	2	3 BOM 10:30 Travel Duffel Bag 1-4
4 Beginning Quilt 1-4	5	6 Hand work Club 2-5	7 Long Arm class 10:30	8 Long Arm Rental Day	9	10 Embroidery Club 10-noon Tula Pink Butterfly Quilt 1-5
11 Beginning Quilt 1-4	12	13 Hand work Club 2-5	14 Knit Pickers' Club 2-5	15 Long Arm Rental Day	16	17 Decoupage Quilt from In the Beginning 10:30-4
18 Beginning Quilt 1-4	19 Presidents' Day Jelly Roll Basic quilt 10:30-3	20 Hand work Club 2-5	21 Long Arm class 10:30	22 Long Arm Rental Day	23	24 Travel Duffel Bag 10:30-4 Full Moon
25 Beginning Quilt 1-4	26	27 Hand work Club 2-5	28 Knit Pickers' Club 2-5	29 Long Arm Rental Day		Color of the Month: red

MARCH 2024

Sunday	Monday	Tuesday	Wednesday	Thursday	Friday	Saturday
					1	2 BOM 10:30 Tula Pink Butterfly Quilt 1-5
3 Beginning Quilt 1-4	4	5 Hand work Club 2-5	6 Long Arm class 10:30	7 Long Arm Rental Day	8	9 Embroidery Club 10-noon Disappearing 9- patch 10:30-4
10 Beginning Quilt 1-4	11	12 Hand work Club 2-5	13 Knit Pickers' Club 2-5	14 Long Arm Rental Day	15	16 National Quilt Day—Demos at noon Strip Quilts 10:30-4
17 Beginning Quilt 1-4	18	19 Hand work Club 2-5	20 Long Arm class 10:30	21 Long Arm Rental Day	22	23 Hunter Star Quilt 10:30-4
24 Beginning Quilt 1-4	25 Full Moon	26 Hand work Club 2-5	27 Knit Pickers' Club 2-5	28 Long Arm Rental Day	29 Good Friday	30 Scrappy Bear Paw 10:30-4
31 Easter Sunday CLOSED						Color of the month: green

APRIL 2024


Sunday	Monday	Tuesday	Wednesday	Thursday	Friday	Saturday
	1	2 Hand work Club 2-5	3 Long Arm class 10:30	4 Long Arm Rental Day	5	6 BOM 10:30 Machine Binding 1-4
7 CLOSED	8	9 Hand work Club 2-5	10 Knit Pickers' Club 2-5	11 Long Arm Rental Day	12	13 Embroidery Club 10-noon Disappearing Triangle Quilt 1-5
14 CLOSED	15	16 Hand work Club 2-5	17 Long Arm class 10:30	18 Long Arm Rental Day	19	20 Alligator Alley Quilt 10:30-4
21 CLOSED	22	23 Hand work Club 2-5 Full Moon	24 Knit Pickers' Club 2-5	25 Long Arm Rental Day	26	27 Big Foot Quilt 10:30-4
28 CLOSED	29	30 Hand work Club 2-5				Color of the month: yellow

MAY 2024						
Sunday	Monday	Tuesday	Wednesday	Thursday	Friday	Saturday
			1 Long Arm class 10:30	2 Long Arm Rental Day	3	4 BOM 10:30 T-shirt Quilt Part I 1-5
5 CLOSED	6	7 Hand work Club 2-5	8 Knit Pickers' Club 2-5	9 Long Arm Rental Day	10	11 Embroidery Club 10-noon T-shirt Quilt Part II 1-5
12 CLOSED	13	14 Hand work Club 2-5	15 Long Arm class 10:30	16 Long Arm Rental Day	17	18 Strip Quilts 10:30-4
19 CLOSED	20	21 Hand work Club 2-5	22 Knit Pickers' Club 2-5	23 Long Arm Rental Day Full Moon	24	25 Kirista Moser Weekend: Flutterby Frolic: Kirista Moser Quilt 10:30-4
26 Kirista Moser weekend 1-5	27 Kirista Moser weekend 10:30-5	28	29	30 Long Arm Rental Day	31	Color of the month: whites

l-r Alligator Alley; Decoupage;
Wildflower; Stack n' Whack;
Travel Duffle; Butterfly; Jelly
Roll Race Quilt; Disappearing 9-
Patch; Disappearing Triangles;
Flutterby; Hunter's Star; Big Foot



Decoupage, a simple and
stunning quilt done with lots of
black and white.
87" X 104







Travel Duffel Bag 2.1



Includes coupon for \$5 Add-On Video Tutorial

- Quick-grab handles
- Detachable, adjustable strap with pad
- Numerous slip and zippered pockets
- Trolley sleeve secures bag to rolling luggage
- Our biggest duffel!

Carry-on compliant!

by **annie.com**
...what's in your bag?





Please look on the calendars above for times and dates.

Ongoing Classes & Clubs

Block of the Month First Sat of month 10:30-11:15 FREE Barb Boyer
 Join at any time. You get a free fat quarter if you come to class with the previous month's completed block. This year the challenge will be ... come in January and find out!

Hand Embroidery Club 2nd Sat. of the month, 10-noon FREE Kathy Sconce
If you want to learn to hand embroider or just brush up your technique, join us on the second Saturday of the month from 10 to noon. You can work on your own projects or you can join the project we are doing, which are sheep! From Crabapple Hill

Knit Pickers' Club 2nd and 4th Wed of each month, 2-5 Carol Moler
Come join our Knit Pickers= Club. We knit 2 days a month every second and fourth Wednesday, from 2-5. The Club is open to all skill levels and, despite the name, includes crocheters as well. We want to share what we've learned, find new patterns, and simply just sit and knit. We may work on some felting projects, fingerless mittens, mittens, and socks. We can even help you get started—teach you the basics.

Hand Sewing Club every Tuesday afternoon 2-5
This club is open to everyone. Bring your hand sewing (embroidery, binding, knitting, crochet, etc) and sit & stitch.

January classes

Wild Flower Quilt Sat Jan 6 1-4 \$25 Barb Boyer

This class only works if you have the kit—we have 2 left. The quilt is made from a self striping fabric: All you have to do is cut the fabric into squares and sew back together. Very simple. But if you need a simple quilt, and need to get a project finished quickly AND have the kit, THIS CLASS IS FOR YOU! (This class was originally set for December, for a quick Christmas quilt, but the fabric didn't come in on time.)

Machine Binding Sat Jan 13 1-4 \$45 Jean Korber

This is hands on class. You will need a small project (10" to 40", table runner, small wall hanging, place mat, etc) that is quilted and ready for binding. In class Jean will show you how to cut your binding, press it, and stitch it down (DO NOT CUT YOUR BINDING IN ADVANCE), how to stitch it down & miter the corners and then how to apply decorative stitches to the edge. In class you will cut your binding, stitch it to your project, miter your corners and then stitch it down by machine on the other side, using decorative stitches.

Let's Make Flying Geese! Mon Jan 15, 10:30-4 \$30 Barb Boyer

We'll work with the Creative Grid flying goose ruler to make all of the flying geese quickly. You can choose your size. I have several patterns that are flying geese friendly, to help you decide which size goose to make. Or, make several different sizes and create your own design. The class is intended to teach you how to use the ruler and how to square up your geese. You can make up to 200 geese in just a few hours! Yes you can!

Let's Strip! Quilts Sat Jan 20; March 16; May 18; July 20; Sept 21 and Nov 16 10:30-4 or 5 Jean Korber and Barb Boyer \$130

6 quilts, 1 book, every other month, 1 price for all 6 classes. (or \$35/class if you pick & choose). We did this last year, using one book and fat quarters, and the quilts were amazing. So we're trying it again, this time using 2 1/2" strips. Each class will employ different techniques, and we sometimes change things up a little. We want you to learn something new in each class. The book is Striking Strip Quilts by Kate Henderson. You'll have to find the book on line, as it is no longer being published. If you have trouble finding it, let me know. January's quilt is called Summer Holiday; March is Tulip Patch; May is

Day Dream; July is Twinkle Twinkle; September is By the Sea Shore; and November is Heading Home (which uses a lot of flying geese so if you want a jump start on the quilt, come to the Let's Make flying Geese class on Jan 15).

Stack n' Whack Jan 27 10:30-4 \$45 Barb Boyer

Stack n' Whack quilts are similar to one block wonder panel quilts, except they don't use a panel and you need 8 repeats, not 6. We will make the traditional quilt, which uses half square triangles to form kaleidoscope patterns. Half of your fabric will be used for the blocks and the other half will be used for the borders. These quilts look great when you use novelty fabrics with an 18-24" repeat.

February Classes

Beginning Quilting 8 weeks \$65 Barb Boyer Starting Sun Feb 4

This comprehensive 8-week course will introduce to you almost everything you need to know about piecing a quilt top. Along the way you will learn about color, batting, thread, machines and various techniques to give you the skills to make almost any quilt.

Travel Duffel Bag Sat Feb 3, 1-4 AND Sat Feb 24 10:30-4 \$50 Jean Korber

This is a bag you can slip over the handles of your roll along luggage. Perfect for traveling, perfect for traveling to class with your sewing machine on a roll along cart. The class has 2 parts: first preparing your fabric and figuring out the pattern—Jean will tell you what parts need to be constructed before you put the bag together. The second class will be assembling the bag, adding pockets, learning to put in zippers. She's also made a few modifications, of course, and she'll explain how to do all of that.

Tula Pink's Butterfly Quilt Sat Feb 10 and Sat Mar 2 1:00-4 Cindy Hamann \$45

The pattern is essentially a sampler quilt made of many different traditional quilt blocks arranged into a giant butterfly centered on a graphic chevron body. The new revised pattern has been updated and expanded to include a complete fabric guide to replicate the cover quilt. This is a great patchwork technique builder incorporating strips, triangles and curves to create a dynamic quilt top.

Decoupage, an In the Beginning Quilt Sat Feb 17 10:30-4 Barb Boyer \$40

This is another kitted quilt class. The quilt is structured with a large square panel in the middle, black and white squares in the corner triangles and a large 10" border strip. The black and white design enhances the brightly colored flowers for which In the Beginning Fabrics are known. The class will teach you how to square the inside panel, add pieced corners to the panel and then how to miter the outer border.

Let's Roll for President's Day! Mon Feb 19 10:30-4 \$40

A classic "Jelly Roll" (race) quilt, although we won't race and you can use any 2 1/2" strip collection you like, including cutting your own (we have the AccuCutter dies for 2 1/2" strips). If you've never done the "race" quilt, it's fun, quick and surprisingly stunning. You will need 42-48 strips (no more) for the class. We will also introduce some other "blocks" to add into your quilt to make it even more fun and unique.

March Classes

Tula Pink's Butterfly Quilt Sat Feb 10 and Sat Mar 2 1:00-4 Cindy Hamann \$45 ongoing

Disappearing 9-Patch Sat Mar 9 1-4 \$35

An oldie but a goodie! This quilt uses 5" squares (the more squares you have, the bigger the quilt, your choice). The basic concept is to make 9-patches, cut them apart & sew them back together to make a unique design. If you need a quick quilt for a graduation present, this quilt is perfect.

Let's Strip! Quilts Sat March 16; May 18; July 20; Sept 21 and Nov 16 10:30-4 or 5 Jean Korber and Barb Boyer \$130

March's quilt is Tulip Patch. You will need 25 assorted green strips for stems and 25 assorted strips for the tulips, plus background (and borders, if you want them). This quilt teaches different ways to use the 45 degree flip method for making flying geese-styled blocks.

Hunter Star Sat Mar 23 10:30-4 \$40 Barb Boyer

The classic Hunter Star quilt is made simple by using Deb Tucker's Rapid Fire Star ruler. The book, Hidden Treasures, has all sorts of ideas for settings and color choices for your Hunter Star. The quilt is simple and elegant and is one of those classic quilts you need to make.

Scrappy Bear Paw Sat Mar 30 10:30-4 \$40 Barb Boyer

Another classic pattern is the Bear's Paw. This pattern was one of the first quilts I really wanted to make. 40 years later, mine is done—the top at least. In class we will talk about various ways to set the Bear's Paw and you'll also get the "Wyoming Bear's Paw" block, which is a bear's paw inside a bear's paw. Very cool.

NATIONAL QUILT DAY SATURDAY MARCH 16 DEMOS AT NOON

We will have a special sale for National Quilt Day and I'll be demonstrating how to make mitered borders the easy way. The only way. We may have some other demos and activities going on, TBA.

April Classes

Machine Binding Sat April 6 1-4 \$45 Jean Korber

This is hands on class. You will need a small project (10" to 40", table runner, small wall hanging, place mat, etc) that is quilted and ready for binding. In class Jean will show you how to cut your binding, press it, and stitch it down (DO NOT CUT YOUR BINDING IN ADVANCE), how to stitch it down & miter the corners and then how to apply decorative stitches to the edge. In class you will cut your binding, stitch it to your project, miter your corners and then stitch it down by machine on the other side, using decorative stitches.

Disappearing Triangle Quilt Sat April 13 1-4 \$35 Barb Boyer

This quilt is similar to the Disappearing 9-patch, but it takes the concept to a new level. This is another of the 9-patch, cut apart & put back together quilt, but it adds a triangle feature, that when made with bright colors is spectacular!

Alligator Alley Sat April 20 10:30-4 \$40 Jean Korber

This simple triangle quilt can be cut and sewn in a day. Okay, maybe not a day, but it is easy and yet looks complicated. We have some very cool fabric that we are holding back for class members—if you are interested in using this fabric, let me know IMMEDIATELY! We have limited quantities and we're only selling it to class members. But the cool thing about this quilt, is you can use any fun fabric you like and you'll get a gorgeous quilt.

Big Foot Quilt—Yeti by any other name Sat April 27 10:30-4 \$45 Jean Korber

This is an Elizabeth Hartman quilt. With luck, we will have some more Big Foot fabric in the store by class time, but right now we have some great background fabrics that will make your trees and Big Foot look like they are in the middle of a forest. Of all the Elizabeth Hartman quilts, this is one of the easiest. And if you want more Big Feet Big Foots? in your quilt, you can add extra. You can also make them all different colors, because, after all, they are magical.

May Classes

T-Shirt Quilt Sat May 4 & 11 1-4 \$45 Barb Boyer

So you've got all these t-shirts and want to turn them into a quilt? It's easy, but you need the right tools. The class is taught in 2 parts: First, preparing your t-shirts, and second, designing your top—which is where I come in, because I can help with all of the math that might be involved.

Let's Strip! Quilts Sat May 18; July 20; Sept 21 and Nov 16 10:30-4 or 5 Jean Korber and Barb Boyer \$130

May's quilt is Daydream, which is essentially a form of a spiderweb quilt. The blocks are made from triangles cut from strip set panels. By making more stripped panels you can make the quilt as big as you like. This is a great way to use up scraps, even ones that aren't 42" wide.

Krita Moser weekend, with a Flutterby Focus! Sat-Mon May 25-27 Jean Korber and Barb Boyer Saturday class only \$45, full weekend \$125

This is an all things Krista Moser weekend. Saturday, Jean will teach the quilt Flutterby. Then you can leave your machines and come back Sunday afternoon (and we can talk about this, if you want to come earlier) and Monday for all or part day sewing. Jean will be here for select times if you need to ask her specific questions about any Krista Moser quilt you are working on. Otherwise, treat the weekend like a retreat, where you get to sew all day, at a quilt store (with handy products available) and excellent support for all your questions. We don't offer many retreat weekends, so take advantage of this holiday opportunity.

CLUBS

HAND EMBROIDERY CLUBFREE!

If you want to learn to hand embroider or just brush up your technique, join us on the second Saturday of the month from 10 to noon. You can work on your own projects or you can join the project we are doing.

Hand Work ClubFREE!

Every Tuesday afternoon from 2-5, join us to just sit & hand stitch, crochet, bind, or knit group. Bring what you're working on, sit up at the table in front by the window and work on your projects for a while. You can get advice & suggestions from your fellow quilters and share your experiences about your projects.

Knit Pickers' Club FREE!

This is another get-together class to sit & knit, work on our projects, share information and get some help. We will share techniques, suggest patterns, but mainly we'll sit & knit (or pick). 2nd & 4th Wednesdays 2-5.

Block of the Month Club FREE!

First Saturday of the Month, 10:30-11:15. Join at any time. You get a free fat quarter if you come to class with the previous month's completed block.

Toad Toters Club

On full moon days (as noted in the calendar) you will get 20% off all purchases (not otherwise discounted) that you can fit in your bag. You must bring your bag to participate.

Full Moon Days: January 25; February 24; March 25; April 23; May 23

Discount Policy

We will honor only one discount -- whichever is largest. You can't combine a 10% with a 25% discount to get a 35% discount. On this we can't be bribed.




Color of the Month


January purple; February red; March green; April yellow; May whites

New Fabric



In the Beginning




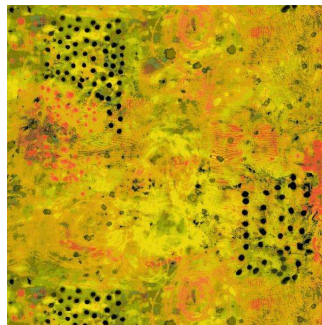
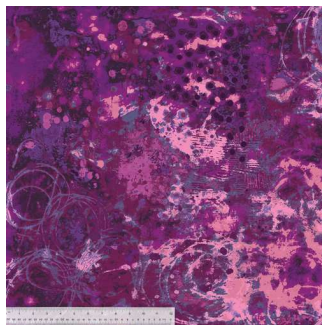


FATOSUMM-X + FAT QUARTER BUNDLE (24 PRINTS)
SUMMER LOVIN' BY SHAYLA WOLF
COTTON, OEKO-TEX CERTIFIED

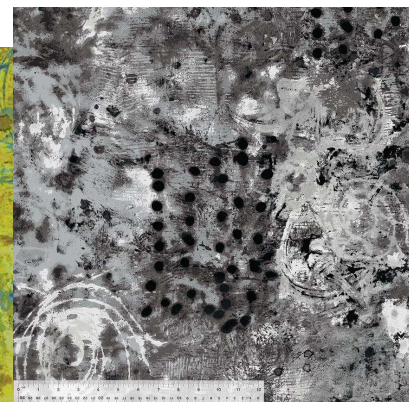

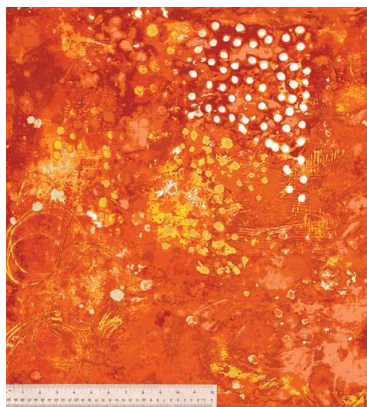





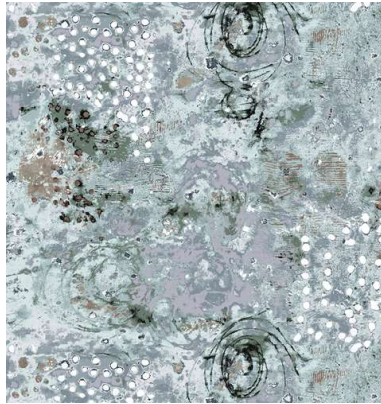

WINDHAM FABRICS
OEKO-TEX
CONFIDENCE IN TEXT

From Windham the mutli-colored tumbnail is a fat quarter bundle



From Windham. Spotted Graffiti







wideback



From Kennard & Kennard



From RJR







From RJR



From Windham



Nolting Quilting Machines



Nolting Longarm Machines

Nolting has 5 main machines, each with different reaches: from 17" to 30" depending on the machine. They are sold with or without a frame, but after I saw & helped set up one of the steel frames this week, I recommend buying the frame. All machines, except for the Standard--the most economical machine-- have a stitch regulator. I recommend a stitch regulator. All machines can be equipped with a computer and there are a couple of different ones to choose from. In addition, you can get an extended table base so that you can use rulers, you

can get larger bobbins on some of the models and on the frames you can get hydraulic lifts to raise and lower the tables. In the coming weeks, I will print out more information on each model.

The best entry level machine is the Fun Quilter. It comes in 17", 20" & 23" reach. It comes with the Intellistitch Equalizer stitch regulator, standard speed control, needle up/down, and fixed handles in the front & rear. This machine can also be equipped with a computer.

The Pro Machine has the Intellistitch Turbo stitch regulator, single stitch option, standard speed control, needle up/down and customizable handles in the front & rear. The Pro Machine comes in 20", 24" and 30" reach with 10-12" of inside height. There are easy dials on the front to set stitch length and other options. This machine can also be equipped with a computer.

The NV Machine is the newest in the fleet of Nolting machines. This machine has a touch screen with programmable stitch regulation. You can stitch in 4 different stitch modes plus single stitch and needleup/down. It also has an adjustable brightness LED work light. This machine can also be equipped with a computer.

Normal Shop Hours:
Monday-Saturday 10-6
Sunday 1-5

Closed first Sunday of month (and some holidays)
New Hours for Winter Time (starting Nov 5-May 22)

Monday-Saturday 10-5, closed Sundays unless a class is scheduled. Then we're open 1-5. Check the schedule.

Join the fun and come feel the difference of quality fabrics.

Happy quilting!

Sincerely, Barbara Boyer
Around the Block
307-433-9555
www.aroundtheblockquilts.com



Around the Block | 453 Vandehie Suite 120, Cheyenne, WY 82009

[Unsubscribe office@jubjub.com](mailto:office@jubjub.com)

[Update Profile](#) | [Constant Contact Data Notice](#)

Sent by barbboy@msn.com powered by



[Try email marketing for free today!](#)