



February 23, 2024

"There's nothing to write about this week," I complained to Becca.

"You can always write about me," she said. "Everybody loves me." Becca, for those of you new to the post, is my very humble mini Australian Shepherd. What she wouldn't do for attention is ...

"Adorable?" Becca said.

"No, that's not it."

"Get a treat?"

"No. That's not it either. Maybe unthinkable? Incredible? Unconscionable? Beyond belief?"

"Okay, okay. You've made your point. I'm just trying to be helpful. I am a loyal, loving dog, after all."

"Yeah, right. The stories I can tell about you. But I won't," I added quickly, as she was about to open her mouth in protest. "But I will tell you about a list of the most loving and affectionate dog breeds that will be loyal and never leave your side. And before you ask, Australian Shepherds don't top the list."

"I knew it," she pouted. "It's Border Collies, isn't it. Everybody likes Border Collies because they're so smart."

"Nope. Border Collies are farther down the list than Aussies. I had both, you know, at one time. The difference between Borders and Aussies can be explained like this. When you come home from work, the Aussies greet you at the door, saying 'You're home! I've missed you! It's been so long since I've seen you!' And the Border Collie just lies on the mat in front of the sink, thumping her tail on the floor, and saying, 'Hi. Glad you're home. When's dinner.'"

"At sheep herding training seminars, during the lunch break, you could put all of the Borders into one pen and they wouldn't fight or pay any attention to each other. They'd just prowl around, looking for something to watch, something to herd. Anything would do. Aussies, on the other hand, would stalk each other, wanting to protect their territory from an intruding Aussie."

"Well, we always have something to prove. We're the best at what we do."

“That’s one explanation,” I said dryly.

“So what are these other loyal and affectionate dog breeds that you discovered while trolling the internet for something to write about?” Becca asked.

“Well the first breed is the Akita.”

“You mean the dog that can attack for no reason? That dog tops the list?” Becca asked.

“That’s not nice. Akitas do tend to be aggressive against strangers, and they do have to be trained up, but the internet said they were good with family members.”

“Okay, not the rousing endorsement, there,” Becca said. “What else?”

“Well, there are the typical guard dog breeds, like German Shepherds. The site said they are smart and learn quickly, but if poorly trained, they can become over protective.”

“Okay, again, not a winning endorsement,” Becca said. “Did the other guard dog types make the list? Like Doberman Pinschers and Rottweilers?”

“Yup. And the site said they do have a reputation for being mean and aggressive, but a lot of that can be attributed to bad breeding and their naturally protective nature.”

“So these breeds made the list higher than Aussies?” Becca asked.

“Well, no. Akitas and German Shepherds did, but not Dobies and Rotties. Other breeds that made the list ahead of Aussies include the bulldog, which the AKC says is “equable and kind, resolute, and courageous,” and the Rhodesian Ridgeback, which is known for its tracking and howling abilities and has been used in Africa to face down lions.”

“Well that’s a wonderful recommendation. Howling. And we don’t have many lions around here. What else have you got?”

“Chinese Shar-peis…”

“Nope, nope nope,” Becca said. “You once told me that Aussies consider Shar-peis to be food.”

Okay, this needs a little explanation. My friend and I took our Aussies to an AKC confirmation show, for some reason, a long time ago. Aussies and Shar-peis were not yet recognized by the AKC, so we were showing in a “specialty” category. We were placed in the same room prior to going into the arena and every time my friend’s Aussie male walked by the Shar-pei’s cage, he growled. We joked that the wrinkly dog didn’t look like a dog and was more like prey to the Aussie.

“Shar-peis are not food. They are just very wrinkly, which can be an issue. But they were used as guard dogs in China, back in the day.

“The Whippet also made the list,” I said. “It will run along side you all the way.”

“So basically, not a guard dog, just a dog that needs a lot of exercise,” Becca said.

“Okay, how about Great Danes, St. Bernards and Irish Wolf Hounds?”

“You’ve got to be kidding,” Becca said. “A dog that big takes up so much room that you might think it’s affectionate when it sidles up to you. It really just wants to get by you to get to the food bowl. Which is the size of a hanging flower basket.”

“You got that right. I remember a friend of my brother’s came over to the house with his St. Bernard. Mom frantically followed the dog, grabbing at all the things his tail was threatening to sweep off tables. He didn’t get out of your way, you got out of his.”

“You had a toy poodle then, didn’t you.”

“Yup. Big difference.”

“Anything else besides Golden Retrievers and Labs? I assume they made the list.”

“Yup, they did. Well, after Aussies they listed the Schnauzer, the Dachshund and the Collie.”

“Didn’t your brother own a Schnauzer that pulled the tail feathers out of your parakeet?”

“How do you know these stories?” I asked. “No, no, I don’t want to know. Yes, she did pull the tail feathers out, but the bird was taunting her, sticking her tail feathers out deliberately, like bait.”

“Well, that meets the family friendly dog definition, doesn’t it,” Becca said sarcastically. “What else. I’m not hearing any breed that is better than an Aussie, yet.”

“Well, the list did have the Brussels Griffon, the Kuvasz, and the Shikoku,” I said.

“Now you’re just making stuff up,” Becca said. “I still am the best there is and you haven’t said anything to change my mind. Besides, I’ve been loyal and helpful to you today.”

“How do you figure?”

“Well, your story is written, isn’t it?”

And, as always, she’s right.

Maybe next week there will be more to write about than Marvel comic reboots, what color Anne Hathaway has painted her walls, Donald Trump’s sneakers (sorry, I couldn’t resist), and golfing holes in one. Plural. The guy on tour (Genesis tournament) got a car for him and his caddy when he made a hole in one. A Genesis GV80 and a Genesis Electrified GV70. I had to look them up. It’s a luxury car made by Hyundai.

The other hole in one was made by my brother. The third one he’s had on that course. He didn’t get a car.

But he get a beer.



Delta Kappa Gamma
International Society of Women in Education

Used Book Sale

March 2&3 and 9&10

Sat 2nd 8am to 5pm Sun 3rd 9am to 4pm
Sat 9th 8am to 5pm Sun 10th 9am to 2pm

In the former Big Lots in Cheyenne Plaza
3741 East Lincolnway
(Next to Sportsman's Warehouse)

**Please donate used books:
January 29 through February 26**

Collection locations:
Sale site (preferred option) hours are:
Daily 9am - 1pm
Thursdays and Sundays 9am to 4pm

Or drop books at
**Safeway Both Albertson's
Gold's Gym JAX YMCA**

If very large donation (within 10-mile radius),
or unable to get to a collection location
call **630-2026, 630-3682** or **632-8867** for
appointment. (Leave a message.)
Books must be boxed, - on porch or in garage.

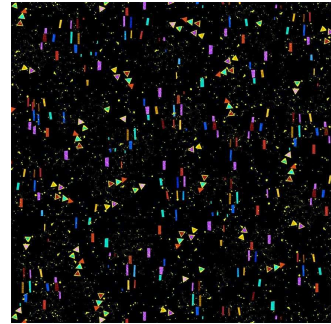

Spring 2024 Challenge

Buy a scrap bag (or more than one), make a quilt (top is sufficient), and bring the top to the store by JUNE 1--come to the Free block of the Month to show it, if you want. Your name will go into a drawing for a \$100 gift certificate! For each scrap bag you buy, you can enter another quilt. 3 bags, 3 quilts. 1 bag, only 1 quilt. You can also mix and match the bags, so you can buy multiple bags, swap the fabrics back & forth and make as many quilts as you buy bags. Minimum size on the quilts is 50" X 60". You can add any other fabrics to the mix as you like, but you must use some of the scraps from the bag in your quilt.



We will take a picture of you and your bag(s) when you buy so we can at least spot a couple of the scrap fabrics in your quilt. Any quilt you make counts, even quilts you make in class. Just be sure to remember which fabrics came out of the scrap bags, in case you're asked.

New Fabric

Lots of notions from Checker. Rulers, mats, blades, cutters, wool, patterns, chalk markers, purse hardware.



From Timeless Treasures



From Riley Blake



From Clothworks




From Hoffman





From Quilting treasures

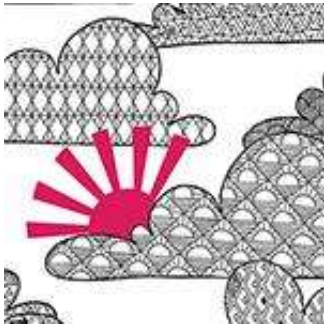




From Studio E



Windham overwide




overwide




overwide





Dashwood





Windham







Hoffman





Batiks from Anthology



The Ghostlies from AH



From Clothworks



These are 2 1/2" strips and 10" squares




From Timeless Treasures: 2 1/2" Strips




From Timeless Treasures: 10" Squares



From Marcus Bros



In the Beginning





Class Notes

Disappearing 9- patch & Disappearing Triangles Classes

Fabric requirements: Disappearing 9-patch: 53: X 66" (66" X 80" (80" X 8")

Need: 5" squares 48 (80)(100); 'sashing' 1 yard of dark (1 1/2 yard) (2 yds); center (contrast color) 1/2 yd (3/4) (3/4). You can precut everything into 5" squares. You need 48 (80)(100) 5" squares of the dark and 12 (20)(25) squares of the contrast color.

Disappearing Triangles: 40 5: squares of print fabrics & 40 7" squares of various tone on tone fabrics that coordinate with the 5" squares. Also, 1/2 yard of white or background; 1/4 yard black or a contrasting dark fabric. Cut the white and black fabric into 5" squares. Need 24 white squares and 10 black squares.

FEBRUARY 2024

Sunday	Monday	Tuesday	Wednesday	Thursday	Friday	Saturday
				1 Long Arm Rental Day	2	3 BOM 10:30 Travel Duffel Bag 1-4
4 Beginning Quilt 1-4	5	6 Hand work Club 2-5	7 Long Arm class 10:30	8 Long Arm Rental Day	9	10 Embroidery Club 10-noon Tula Pink Butterfly Quilt 1-5
11 Beginning Quilt 1-4	12	13 Hand work Club 2-5	14 Knit Pickers' Club 2-5	15 Long Arm Rental Day	16	17 Decoupage Quilt from in the Beginning 10:30-4
18 Beginning Quilt 1-4	19 Presidents' Day Jelly Roll Basic quilt 10:30-3	20 Hand work Club 2-5	21 Long Arm class 10:30	22 Long Arm Rental Day	23	24 Travel Duffel Bag 10:30-4 Full Moon
25 Beginning Quilt 1-4	26	27 Hand work Club 2-5	28 Knit Pickers' Club 2-5	29 Long Arm Rental Day		Color of the Month: red

MARCH 2024

Sunday	Monday	Tuesday	Wednesday	Thursday	Friday	Saturday
					1	2 BOM 10:30 Tula Pink Butterfly Quilt 1-5
3 Beginning Quilt 1-4	4	5 Hand work Club 2-5	6 Long Arm class 10:30	7 Long Arm Rental Day	8	9 Embroidery Club 10-noon Disappearing 9- patch 10:30-4
10 Beginning Quilt 1-4	11	12 Hand work Club 2-5	13 Knit Pickers' Club 2-5	14 Long Arm Rental Day	15	16 National Quilt Day—Demos at noon Strip Quilts 10:30-4
17 Beginning Quilt 1-4	18	19 Hand work Club 2-5	20 Long Arm class 10:30	21 Long Arm Rental Day	22	23 Hunter Star Quilt 10:30-4
24 Beginning Quilt 1-4	25 Full Moon	26 Hand work Club 2-5	27 Knit Pickers' Club 2-5	28 Long Arm Rental Day	29 Good Friday	30 Scrappy Bear Paw 10:30-4
31 Easter Sunday CLOSED						Color of the month: green



APRIL 2024

Sunday	Monday	Tuesday	Wednesday	Thursday	Friday	Saturday
	1	2 Hand work Club 2-5	3 Long Arm class 10:30	4 Long Arm Rental Day	5	6 BOM 10:30 Machine Binding 1-4
7 CLOSED	8	9 Hand work Club 2-5	10 Knit Pickers' Club 2-5	11 Long Arm Rental Day	12	13 Embroidery Club 10-noon Disappearing Triangle Quilt 1-5
14 CLOSED	15	16 Hand work Club 2-5	17 Long Arm class 10:30	18 Long Arm Rental Day	19	20 Alligator Alley Quilt 10:30-4
21 CLOSED	22	23 Hand work Club 2-5 Full Moon	24 Knit Pickers' Club 2-5	25 Long Arm Rental Day	26	27 Big Foot Quilt 10:30-4
28 CLOSED	29	30 Hand work Club 2-5				Color of the month: yellow

MAY 2024						
Sunday	Monday	Tuesday	Wednesday	Thursday	Friday	Saturday
			1 Long Arm class 10:30	2 Long Arm Rental Day	3	4 BOM 10:30 T-shirt Quilt Part I 1-5
5 CLOSED	6	7 Hand work Club 2-5	8 Knit Pickers' Club 2-5	9 Long Arm Rental Day	10	11 Embroidery Club 10-noon T-shirt Quilt Part II 1-5
12 CLOSED	13	14 Hand work Club 2-5	15 Long Arm class 10:30	16 Long Arm Rental Day	17	18 Strip Quilts 10:30-4
19 CLOSED	20 <input type="text" value="(Ctrl)"/>	21 Hand work Club 2-5	22 Knit Pickers' Club 2-5	23 Long Arm Rental Day Full Moon	24	25 Kirista Moser Weekend: Flutterby Frolic: Kirista Moser Quilt 10:30-4
26 Kirista Moser weekend 1-5	27 Kirista Moser weekend 10:30-5	28	29	30 Long Arm Rental Day	31	Color of the month: whites

l-r Alligator Alley; Decoupage;
Wildflower; Stack n' Whack;
Travel Duffle; Butterfly; Jelly
Roll Race Quilt; Disappearing 9-
Patch; Disappearing Triangles;
Flutterby; Hunter's Star; Big Foot





Please look on the calendars above for times and dates.

Ongoing Classes & Clubs

Block of the Month First Sat of month 10:30-11:15 FREE Barb Boyer
 Join at any time. You get a free fat quarter if you come to class with the previous month's completed block. This year the challenge will be ... come in January and find out!

Hand Embroidery Club 2nd Sat. of the month, 10-noon FREE Kathy Sconce
If you want to learn to hand embroider or just brush up your technique, join us on the second Saturday of the month from 10 to noon. You can work on your own projects or you can join the project we are doing, which are sheep! From Crabapple Hill

Knit Pickers' Club 2nd and 4th Wed of each month, 2-5 Carol Moler
Come join our Knit Pickers= Club. We knit 2 days a month every second and fourth Wednesday, from 2-5. The Club is open to all skill levels and, despite the name, includes crocheters as well. We want to share what we've learned, find new patterns, and simply just sit and knit. We may work on some felting projects, fingerless mittens, mittens, and socks. We can even help you get started—teach you the basics.

Hand Sewing Club every Tuesday afternoon 2-5
This club is open to everyone. Bring your hand sewing (embroidery, binding, knitting, crochet, etc) and sit & stitch.

February Classes

Beginning Quilting 8 weeks \$65 Barb Boyer Starting Sun Feb 4

This comprehensive 8-week course will introduce to you almost everything you need to know about piecing a quilt top. Along the way you will learn about color, batting, thread, machines and various techniques to give you the skills to make almost any quilt.

Travel Duffel Bag Sat Feb 3, 1-4 AND Sat Feb 24 10:30-4 \$50 Jean Korber

This is a bag you can slip over the handles of your roll along luggage. Perfect for traveling, perfect for traveling to class with your sewing machine on a roll along cart. The class has 2 parts: first preparing your fabric and figuring out the pattern—Jean will tell you what parts need to be constructed before you put the bag together. The second class will be assembling the bag, adding pockets, learning to put in zippers. She's also made a few modifications, of course, and she'll explain how to do all of that.

Tula Pink's Butterfly Quilt Sat Feb 10 and Sat Mar 2 1:00-4 Cindy Hamann \$45

The pattern is essentially a sampler quilt made of many different traditional quilt blocks arranged into a giant butterfly centered on a graphic chevron body. The new revised pattern has been updated and expanded to include a complete fabric guide to replicate the cover quilt. This is a great patchwork technique builder incorporating strips, triangles and curves to create a dynamic quilt top.

March Classes

Tula Pink's Butterfly Quilt Sat Feb 10 and Sat Mar 2 1:00-4 Cindy Hamann \$45 ongoing

Disappearing 9-Patch Sat Mar 9 1-4 \$35

An oldie but a goodie! This quilt uses 5" squares (the more squares you have, the bigger the quilt, your choice). The basic concept is to make 9-patches, cut them apart & sew them back together to make a unique design. If you need a quick quilt for a graduation present, this quilt is perfect.

Let's Strip! Quilts Sat March 16; May 18; July 20; Sept 21 and Nov 16 10:30-4 or 5 Jean Korber and Barb Boyer \$130

March's quilt is Tulip Patch. You will need 25 assorted green strips for stems and 25 assorted strips for the tulips, plus background (and borders, if you want them). This quilt teaches different ways to use the 45 degree flip method for making flying geese-styled blocks.

Hunter Star Sat Mar 23 10:30-4 \$40 Barb Boyer

The classic Hunter Star quilt is made simple by using Deb Tucker's Rapid Fire Star ruler. The book, Hidden Treasures, has all sorts of ideas for settings and color choices for your Hunter Star. The quilt is simple and elegant and is one of those classic quilts you need to make.

Scrappy Bear Paw Sat Mar 30 10:30-4 \$40 Barb Boyer

Another classic pattern is the Bear's Paw. This pattern was one of the first quilts I really wanted to make. 40 years later, mine is done—the top at least. In class we will talk about various ways to set the Bear's Paw and you'll also get the "Wyoming Bear's Paw" block, which is a bear's paw inside a bear's paw. Very cool.

NATIONAL QUILT DAY SATURDAY MARCH 16 DEMOS AT NOON

We will have a special sale for National Quilt Day and I'll be demonstrating how to make mitered borders the easy way. The only way. We may have some other demos and activities going on, TBA.

April Classes

Machine Binding Sat April 6 1-4 \$45 Jean Korber

This is hands on class. You will need a small project (10" to 40", table runner, small wall hanging, place mat, etc) that is quilted and ready for binding. In class Jean will show you how to cut your binding, press it, and stitch it down (DO NOT CUT YOUR BINDING IN ADVANCE), how to stitch it down & miter the corners and then how to apply decorative stitches to the edge. In class you will cut your binding, stitch it to your project, miter your corners and then stitch it down by machine on the other side, using decorative stitches.

Disappearing Triangle Quilt Sat April 13 1-4 \$35 Barb Boyer

This quilt is similar to the Disappearing 9-patch, but it takes the concept to a new level. This is another of the 9-patch, cut apart & put back together quilt, but it adds a triangle feature, that when made with bright colors is spectacular!

Alligator Alley Sat April 20 10:30-4 \$40 Jean Korber

This simple triangle quilt can be cut and sewn in a day. Okay, maybe not a day, but it is easy and yet looks complicated. We have some very cool fabric that we are holding back for class members—if you are interested in using this fabric, let me know IMMEDIATELY! We have limited quantities and we're only selling it to class members. But the cool thing about this quilt, is you can use any fun fabric you like and you'll get a gorgeous quilt.

Big Foot Quilt—Yeti by any other name Sat April 27 10:30-4 \$45 Jean Korber

This is an Elizabeth Hartman quilt. With luck, we will have some more Big Foot fabric in the store by class time, but right now we have some great background fabrics that will make your trees and Big Foot look like they are in the middle of a forest. Of all the Elizabeth Hartman quilts, this is one of the easiest. And if you want more Big Feet Big Foots? in your quilt, you can add extra. You can also make them all different colors, because, after all, they are magical.

May Classes

T-Shirt Quilt Sat May 4 & 11 1-4 \$45 Barb Boyer

So you've got all these t-shirts and want to turn them into a quilt? It's easy, but you need the right tools. The class is taught in 2 parts: First, preparing your t-shirts, and second, designing your top—which is where I come in, because I can help with all of the math that might be involved.

Let's Strip! Quilts Sat May 18; July 20; Sept 21 and Nov 16 10:30-4 or 5 Jean Korber and Barb Boyer \$130

May's quilt is Daydream, which is essentially a form of a spiderweb quilt. The blocks are made from triangles cut from strip set panels. By making more stripped panels you can make the quilt as big as you like. This is a great way to use up scraps, even ones that aren't 42" wide.

Krita Moser weekend, with a Flutterby Focus! Sat-Mon May 25-27 Jean Korber and Barb Boyer Saturday class only \$45, full weekend \$125

This is an all things Krista Moser weekend. Saturday, Jean will teach the quilt Flutterby. Then you can leave your machines and come back Sunday afternoon (and we can talk about this, if you want to come earlier) and Monday for all or part day sewing. Jean will be here for select times if you need to ask her specific questions about any Krista Moser quilt you are working on. Otherwise, treat the weekend like a retreat, where you get to sew all day, at a quilt store (with handy products available) and excellent support for all your questions. We don't offer many retreat weekends, so take advantage of this holiday opportunity.

CLUBS

HAND EMBROIDERY CLUB FREE!

If you want to learn to hand embroider or just brush up your technique, join us on the second Saturday of the month from 10 to noon. You can work on your own projects or you can join the project we are doing.

Hand Work Club FREE!

Every Tuesday afternoon from 2-5, join us to just sit & hand stitch, crochet, bind, or knit group. Bring what you're working on, sit up at the table in front by the window and work on your projects for a while. You can get advice & suggestions from your fellow quilters and share your experiences about your projects.

Knit Pickers' Club FREE!

This is another get-together class to sit & knit, work on our projects, share information and get some help. We will share techniques, suggest patterns, but mainly we'll sit & knit (or pick). 2nd & 4th Wednesdays 2-5.

Block of the Month Club FREE!

First Saturday of the Month, 10:30-11:15. Join at any time. You get a free fat quarter if you come to class with the previous month's completed block.

Toad Toters Club

On full moon days (as noted in the calendar) you will get 20% off all purchases (not otherwise discounted) that you can fit in your bag. You must bring your bag to participate.



Full Moon Days: January 25; February 24; March 25; April 23; May 23

Discount Policy

We will honor only one discount -- whichever is largest. You can't combine a 10% with a 25% discount to get a 35% discount. On this we can't be bribed.

Color of the Month

January purple; February red; March green; April yellow; May whites



Nolting Quilting Machines



Nolting Longarm Machines

Nolting has 5 main machines, each with different reaches: from 17" to 30" depending on the machine. They are sold with or without a frame, but after I saw & helped set up one of the steel frames this week, I recommend buying the frame. All machines, except for the Standard--the most economical machine-- have a stitch regulator. I recommend a stitch regulator. All machines can be equipped with a computer and there are a couple of different ones to choose from. In addition, you can get an extended table base so that you can use rulers, you can get larger bobbins on some of the models and on the frames you can get hydraulic lifts to raise and lower the tables. In the coming weeks, I will print out more information on each model.

The best entry level machine is the Fun Quilter. It comes in 17", 20" & 23" reach. It comes with the Intellistitch Equalizer stitch regulator, standard speed control, needle up/down, and fixed handles in the front & rear. This machine can also be equipped with a computer.

The Pro Machine has the Intellistitch Turbo stitch regulator, single stitch option, standard speed control, needle up/down and customizable handles in the front & rear. The Pro Machine comes in 20", 24" and 30" reach with 10-12" of inside height. There are easy dials on the front to set stitch length and other options. This machine can also be equipped with a computer.

The NV Machine is the newest in the fleet of Nolting machines. This machine has a touch screen with programmable stitch regulation. You can stitch in 4 different stitch modes plus single stitch and needleup/down. It also has an adjustable brightness LED work light. This machine can also be equipped with a computer.

Normal Shop Hours:
Monday-Saturday 10-6
Sunday 1-5

Closed first Sunday of month (and some holidays)

New Hours for Winter Time (starting Nov 5-May 22)

Monday-Saturday 10-5, closed Sundays unless a class is scheduled. Then we're open 1-5. Check the schedule.

Join the fun and come feel the difference of quality fabrics.

Happy quilting!

Sincerely, Barbara Boyer
Around the Block
307-433-9555
www.aroundtheblockquilts.com



Around the Block | 453 Vandehie Suite 120, Cheyenne, WY 82009

[Unsubscribe office@jubjub.com](mailto:office@jubjub.com)

[Update Profile](#) | [Constant Contact Data Notice](#)

Sent by barbara@aroundtheblock.ccsend.com powered by

