



Around the Block
QUILT SHOP

February 2, 2024

Blame it on the Germans. And maybe the Pennsylvania Dutch, who were immigrants from Germany. But that's how we got Punxsutawney Phil and his weather predicting skills. Or lack of.

Today is Candlemas Day, a religious feast day involving Jesus, a temple and 40 days after Christmas. Or something like that. The 40 day thing may also be related to a tradition called the churching of women, or the secluding of women for 40 days after the birth of a child. 40 days also has significance in that it once rained for 40 days and 40 nights because God was apparently mad at his creation and essentially wanted to start over, prompting the bad angel from Good Omens (David Tennant) to quip to the good angel (Aziraphale), after learning that all of the locals were going to be wiped out & only Noah & his family saved:

Crowley: But they're [meaning heaven] drowning everybody else? Not the kids? You can't kill _____ kids.
Aziraphale: Mm-hmm.
Crowley: Well, that's more the kind of thing you'd expect my lot to do.

Sorry. I couldn't resist another David Tennant reference. See last week's post.

Anyway, Candlemas Day morphed into Groundhog Day because the Pennsylvania Dutch (remember them from a previous paragraph) brought their weather lore related Candlemas Day traditions to Punxsutawney, Penn., where they lived. If a badger, or in Pennsylvania, a groundhog, because groundhogs are much more loveable than badgers, comes out of his winter hole and sees his shadow, he gets scared, retreats and we get 6 more weeks of winter. Approximately 40 more days. Otherwise it's just 4 more weeks. Or 28 days. Or $2 + 8 = 10$ X $4 = 40$.

You may suspect where this is going. But we're not there yet.

So the first reporting about Groundhog Day in Punxsutawney was in 1886, in the Punxsutawney Spirit newspaper. Aside: Just so you know. I copy and paste Punxsutawney so I don't have to learn how to spell it. That year, "the beast" had not seen its shadow as of press time. The next year, though, the day was officially commemorated with a group of people heading to Gobbler's Knob, where the "beast" lived, to consult him. I have no reports on whether the animal cooperated by coming out of his hole.

But this problem has been solved more recently by bringing the animal to the event and just looking at the sky to see if it is overcast or sunny. If Phil were in Cheyenne, we'd be getting 6 more weeks of winter. Instead of 12.

Interesting side note: These early celebrations of Groundhog Day in Punxsutawney were carried out by the Punxsutawney Elks Lodge. The lodge apparently started out as a groundhog hunting lodge because

they considered the groundhog a game animal and even served groundhog at the lodge. Groundhog was too cumbersome of a word to add to Punxsutawney, so they chose Elks instead for their name. I'm just kidding.

Anyway, they held a groundhog shooting event at the end of summer, with a Groundhog Picnic afterward. They even served a groundhog punch that tasted a little like, well, chicken. Oddly enough, the hunt and the picnic never attracted much attention and the tradition faded away. I suspect that tradition faded once they named the groundhog Phil. But I'm just guessing here.

Actually Phil wasn't named until 1961, and it's possible he was named after Prince Philip, Duke of Edinburgh, whom you might know better as Queen Elizabeth II's husband. He died in 2021. $20 + 21 =$ about 40. He was 99. $2021 - 99 = 1922$. $19 + 22$ is about 40.

Now Phil is not all that accurate. He and the other dozens of animals around the world that "predict" when spring will hit have a 30-40% accuracy rate. The Farmer's Almanac is a bit better, around 50%. National Geographic, about 28%. And it is complicated by the fact that no one really knows what an "early spring" means. $40 + 50 + 28 = 39.3333$ or 40.

A more telling prediction, perhaps, of an early spring around here is the fact that grizzly bears are emerging early this year. The Yellowstone grizzlies have been seen out of their dens. Mild winters mean more food availability, and somehow the grizzlies know this and they come out to eat. Colder weather keeps the bears in hibernation. Generally, the bears den up by December and don't come out until March. But these patterns have been changing. They are now sleeping for 40 days and 40 nights, and emerging in late January and early February. I made up the 40 days thing, btw. But eerily enough, a 2017 study suggested that bears may stay awake between 15 and....wait for it....39 more days.

"Get on with it," Becca interrupted. "You've kept them in suspense for too long." Becca, for those of you new to the post, is my mini-Australian Shepherd. She participated in last week's post about my obsession with David Tennant. That's right. She's a dog. But she's very opinionated and likes to butt into my stories.

"No, I don't. I have to butt in, otherwise you'll never get to the point," she said. She's got a point, I guess.

"Okay, I admit it. I am a Swifty fan."

"It's spelled, Swiftie. You're not much of a fan," Becca pointed out.

"Well, that's true enough. I'm not a fan of autotuned music, which means most of the stuff that's out there today, including Taylor Swift. But in recent weeks I have become a fan. The energy she brings to her concerts, her public appearances and even her game day antics at the Chiefs games have earned her my respect. I think she is a class act, even though I don't follow her music. And I think it's hilarious that the politicians are so obsessed with her."

"And...?" Becca is relentless sometimes.

"Well, she embraces the number 13 in her work, claiming it's a lucky number. She was born on the 13, turned 13 on Friday the 13th, 1st album went gold in 13 weeks, 1st song had a 13 second intro, when she's won an award, she's been seated in the 13th seat or 13th row, or row M which is the 13th letter."

"Tell them about Taylor Nation," Becca urged. "It's so weird."

So Taylor Nation came up with a numerology thing about the number 1989, Swift's recent album. 53 shows, 20 cities, 10 eras, 5 months = 89. It's been 3,208 days since 1989 was released: $3 + 2 + 0 + 8 = 13$.

And it goes deeper. The Super Bowl will mark the 13th game that Taylor Swift has attended, assuming she gets to it. It's the 58th Super Bowl. $5 + 8 = 13$. It's held on February 11. $2 + 11 = 13$. The Chiefs play the 49ers. You get the drift. The 49ers were the No 1 seed and the Chiefs the 3 seed. 13. Flight time from Tokyo, where she is playing a concert the night before, to Las Vegas. Yup. 13 hours.

And today is February 2, 2024. $2 + 24 = 26$ divided by 2 = 13.

So who do you think's going to win?

"I'll give you 13 guesses," Becca quipped. "Won't it be weird when the Chiefs win by 13 points?"

Spring 2024 Challenge

Buy a scrap bag (or more than one), make a quilt (top is sufficient), and bring the top to the store by JUNE 1--come to the Free block of the Month to show it, if you want. Your name will go into a drawing for a \$100 gift certificate! For each scrap bag you buy, you can enter another quilt. 3 bags, 3 quilts. 1 bag, only 1 quilt. You can also mix and match the bags, so you can buy multiple bags, swap the fabrics back & forth and make as many quilts as you buy bags. Minimum size on the quilts is 50" X 60". You can add any other fabrics to the mix as you like, but you must use some of the scraps from the bag in your quilt.

We will take a picture of you and your bag(s) when you buy so we can at least spot a couple of the scrap fabrics in your quilt. Any quilt you make counts, even quilts you make in class. Just be sure to remember which fabrics came out of the scrap bags, in case you're asked.


New Fabric

We have 10 or 12 new bolts of various background fabrics. I won't put pictures in because you won't really be able to see the patterns. I'm hoping the new Ghostlies line from AH will show up soon.





Batiks from Anthology



The Ghostlies from AH



From Clothworks

These are 2 1/2" strips and 10" squares




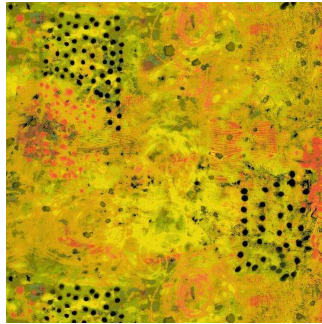
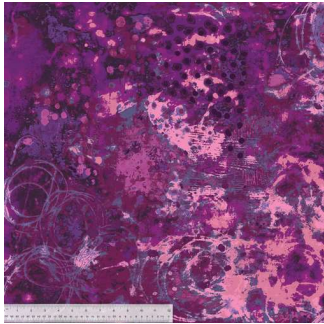

From Timeless Treasures: 2 1/2" Strips

From Timeless Treasures: 10" Squares

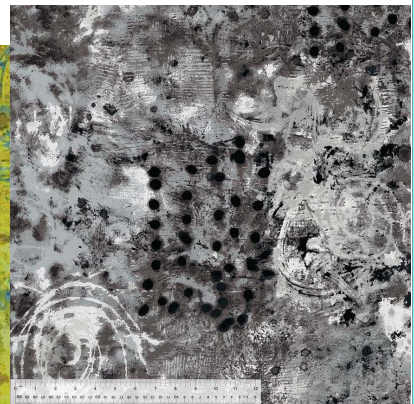

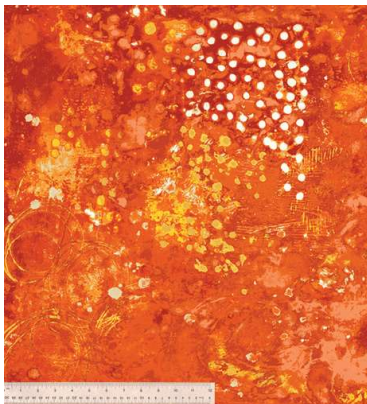
From Marcus Bros





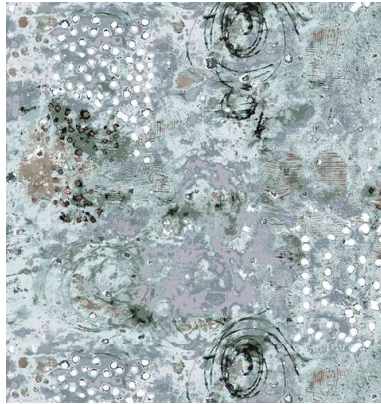



In the Beginning



From Windham. Spotted Graffiti





wideback



From Kennard & Kennard

Class Notes

Disappearing 9- patch & Disappearing Triangles Classes

Fabric requirements: Disappearing 9-patch: 53: X 66" (66" X 80" (80" X 8")

Need: 5" squares 48 (80)(100); 'sashing' 1 yard of dark (1 1/2 yard) (2 yds); center (contrast color) 1/2 yd (3/4) (3/4). You can precut everything into 5" squares. You need 48 (80)(100) 5" squares of the dark and 12 (20)(25) squares of the contrast color.

Disappearing Triangles: 40 5: squares of print fabrics & 40 7" squares of various tone on tone fabrics that coordinate with the 5" squares. Also, 1/2 yard of white or background; 1/4 yard black or a contrasting dark fabric. Cut the white and black fabric into 5" squares. Need 24 white squares and 10 black squares.

FEBRUARY 2024

Sunday	Monday	Tuesday	Wednesday	Thursday	Friday	Saturday
				1 Long Arm Rental Day	2	3 BOM 10:30 Travel Duffel Bag 1-4
4 Beginning Quilt 1-4	5	6 Hand work Club 2-5	7 Long Arm class 10:30	8 Long Arm Rental Day	9	10 Embroidery Club 10-noon Tula Pink Butterfly Quilt 1-5
11 Beginning Quilt 1-4	12	13 Hand work Club 2-5	14 Knit Pickers' Club 2-5	15 Long Arm Rental Day	16	17 Decoupage Quilt from in the Beginning 10:30-4
18 Beginning Quilt 1-4	19 Presidents' Day Jelly Roll Basic quilt 10:30-3	20 Hand work Club 2-5	21 Long Arm class 10:30	22 Long Arm Rental Day	23	24 Travel Duffel Bag 10:30-4 Full Moon
25 Beginning Quilt 1-4	26	27 Hand work Club 2-5	28 Knit Pickers' Club 2-5	29 Long Arm Rental Day		Color of the Month: red

MARCH 2024

Sunday	Monday	Tuesday	Wednesday	Thursday	Friday	Saturday
					1	2 BOM 10:30 Tula Pink Butterfly Quilt 1-5
3 Beginning Quilt 1-4	4	5 Hand work Club 2-5	6 Long Arm class 10:30	7 Long Arm Rental Day	8	9 Embroidery Club 10-noon Disappearing 9- patch 10:30-4
10 Beginning Quilt 1-4	11	12 Hand work Club 2-5	13 Knit Pickers' Club 2-5	14 Long Arm Rental Day	15	16 National Quilt Day—Demos at noon Strip Quilts 10:30-4
17 Beginning Quilt 1-4	18	19 Hand work Club 2-5	20 Long Arm class 10:30	21 Long Arm Rental Day	22	23 Hunter Star Quilt 10:30-4
24 Beginning Quilt 1-4	25 Full Moon	26 Hand work Club 2-5	27 Knit Pickers' Club 2-5	28 Long Arm Rental Day	29 Good Friday	30 Scrappy Bear Paw 10:30-4
31 Easter Sunday CLOSED						Color of the month: green

APRIL 2024

Sunday	Monday	Tuesday	Wednesday	Thursday	Friday	Saturday
	1	2 Hand work Club 2-5	3 Long Arm class 10:30	4 Long Arm Rental Day	5	6 BOM 10:30 Machine Binding 1-4
7 CLOSED	8	9 Hand work Club 2-5	10 Knit Pickers' Club 2-5	11 Long Arm Rental Day	12	13 Embroidery Club 10-noon Disappearing Triangle Quilt 1-5
14 CLOSED	15	16 Hand work Club 2-5	17 Long Arm class 10:30	18 Long Arm Rental Day	19	20 Alligator Alley Quilt 10:30-4
21 CLOSED	22	23 Hand work Club 2-5 Full Moon	24 Knit Pickers' Club 2-5	25 Long Arm Rental Day	26	27 Big Foot Quilt 10:30-4
28 CLOSED	29	30 Hand work Club 2-5				Color of the month: yellow


MAY 2024

Sunday	Monday	Tuesday	Wednesday	Thursday	Friday	Saturday
			1 Long Arm class 10:30	2 Long Arm Rental Day	3	4 BOM 10:30 T-shirt Quilt Part I 1-5
5 CLOSED	6	7 Hand work Club 2-5	8 Knit Pickers' Club 2-5	9 Long Arm Rental Day	10	11 Embroidery Club 10-noon T-shirt Quilt Part II 1-5
12 CLOSED	13	14 Hand work Club 2-5	15 Long Arm class 10:30	16 Long Arm Rental Day	17	18 Strip Quilts 10:30-4
19 CLOSED	20	21 Hand work Club 2-5	22 Knit Pickers' Club 2-5	23 Long Arm Rental Day Full Moon	24	25 Kirista Moser Weekend: Flutterby Frolic: Kirista Moser Quilt 10:30-4
26 Kirista Moser weekend 1-5	27 Kirista Moser weekend 10:30-5	28	29	30 Long Arm Rental Day	31	Color of the month: whites

l-r Alligator Alley; Decoupage;
Wildflower; Stack n' Whack;
Travel Duffle; Butterfly; Jelly
Roll Race Quilt; Disappearing 9-
Patch; Disappearing Triangles;
Flutterby; Hunter's Star; Big Foot



Decoupage, a simple and
stunning quilt done with lots of
black and white.
87" X 104





Travel Duffel Bag 2.1

Includes coupon for \$5 Add-On Video Tutorial

- Quick-grab handles
- Detachable, adjustable strap with pad
- Numerous slip and zippered pockets
- Trolley sleeve secures bag to rolling luggage
- Our biggest duffel!

Carry-on compliant!


by **annie.com**
...what's in your bag?



Classic Hunter's Star

Designed & Pieced by Deb Tucker, Studio 180 Design
Quilted by Doreen Pedersoli, Happy Valley Machine Quilting

28 Hunter's Star Hidden Treasures



Please look on the calendars above for times and dates.

Ongoing Classes & Clubs

Block of the Month First Sat of month 10:30-11:15 FREE Barb Boyer
Join at any time. You get a free fat quarter if you come to class with the previous month's completed block. This year the challenge will be ... come in January and find out!

Hand Embroidery Club 2nd Sat. of the month, 10-noon FREE Kathy Sconce
If you want to learn to hand embroider or just brush up your technique, join us on the second Saturday of the month from 10 to noon. You can work on your own projects or you can join the project we are doing, which are sheep! From Crabapple Hill

Knit Pickers' Club 2nd and 4th Wed of each month, 2-5 Carol Moler
Come join our Knit Pickers= Club. We knit 2 days a month every second and fourth Wednesday, from 2-5. The Club is open to all skill levels and, despite the name, includes crocheters as well. We want to share what we've learned, find new patterns, and simply just sit and knit. We may work on some felting projects, fingerless mittens, mittens, and socks. We can even help you get started—teach you the basics.

Hand Sewing Club every Tuesday afternoon 2-5
This club is open to everyone. Bring your hand sewing (embroidery, binding, knitting, crochet, etc) and sit & stitch.

February Classes

Beginning Quilting 8 weeks \$65 Barb Boyer Starting Sun Feb 4

This comprehensive 8-week course will introduce to you almost everything you need to know about piecing a quilt top. Along the way you will learn about color, batting, thread, machines and various techniques to give you the skills to make almost any quilt.

Travel Duffel Bag Sat Feb 3, 1-4 AND Sat Feb 24 10:30-4 \$50 Jean Korber

This is a bag you can slip over the handles of your roll along luggage. Perfect for traveling, perfect for traveling to class with your sewing machine on a roll along cart. The class has 2 parts: first preparing your fabric and figuring out the pattern—Jean will tell you what parts need to be constructed before you put the bag together. The second class will be assembling the bag, adding pockets, learning to put in zippers. She's also made a few modifications, of course, and she'll explain how to do all of that.

Tula Pink's Butterfly Quilt Sat Feb 10 and Sat Mar 2 1:00-4 Cindy Hamann \$45

The pattern is essentially a sampler quilt made of many different traditional quilt blocks arranged into a giant butterfly centered on a graphic chevron body. The new revised pattern has been updated and expanded to include a complete fabric guide to replicate the cover quilt. This is a great patchwork technique builder incorporating strips, triangles and curves to create a dynamic quilt top.

Decoupage, an In the Beginning Quilt Sat Feb 17 10:30-4 Barb Boyer \$40

This is another kitted quilt class. The quilt is structured with a large square panel in the middle, black and white squares in the corner triangles and a large 10" border strip. The black and white design enhances the brightly colored flowers for which In the Beginning Fabrics are known. The class will teach you how to square the inside panel, add pieced corners to the panel and then how to miter the outer border.

Let's Roll for President's Day! Mon Feb 19 10:30-4 \$40

A classic "Jelly Roll" (race) quilt, although we won't race and you can use any 2 1/2" strip collection you like, including cutting your own (we have the AccuCutter dies for 2 1/2" strips). If you've never done the "race" quilt, it's fun, quick and surprisingly stunning. You will need 42-48 strips (no more) for the class. We will also introduce some other "blocks" to add into your quilt to make it even more fun and unique.

March Classes

Tula Pink's Butterfly Quilt Sat Feb 10 and Sat Mar 2 1:00-4 Cindy Hamann \$45 ongoing

Disappearing 9-Patch Sat Mar 9 1-4 \$35

An oldie but a goodie! This quilt uses 5" squares (the more squares you have, the bigger the quilt, your choice). The basic concept is to make 9-patches, cut them apart & sew them back together to make a unique design. If you need a quick quilt for a graduation present, this quilt is perfect.

Let's Strip! Quilts Sat March 16; May 18; July 20; Sept 21 and Nov 16 10:30-4 or 5 Jean Korber and Barb Boyer \$130

March's quilt is Tulip Patch. You will need 25 assorted green strips for stems and 25 assorted strips for the tulips, plus background (and borders, if you want them). This quilt teaches different ways to use the 45 degree flip method for making flying geese-styled blocks.

Hunter Star Sat Mar 23 10:30-4 \$40 Barb Boyer

The classic Hunter Star quilt is made simple by using Deb Tucker's Rapid Fire Star ruler. The book, Hidden Treasures, has all sorts of ideas for settings and color choices for your Hunter Star. The quilt is simple and elegant and is one of those classic quilts you need to make.

Scrappy Bear Paw Sat Mar 30 10:30-4 \$40 Barb Boyer

Another classic pattern is the Bear's Paw. This pattern was one of the first quilts I really wanted to make. 40 years later, mine is done—the top at least. In class we will talk about various ways to set the Bear's Paw and you'll also get the "Wyoming Bear's Paw" block, which is a bear's paw inside a bear's paw. Very cool.

NATIONAL QUILT DAY SATURDAY MARCH 16 DEMOS AT NOON

We will have a special sale for National Quilt Day and I'll be demonstrating how to make mitered borders the easy way. The only way. We may have some other demos and activities going on, TBA.

April Classes

Machine Binding Sat April 6 1-4 \$45 Jean Korber

This is hands on class. You will need a small project (10" to 40", table runner, small wall hanging, place mat, etc) that is quilted and ready for binding. In class Jean will show you how to cut your binding, press it, and stitch it down (DO NOT CUT YOUR BINDING IN ADVANCE), how to stitch it down & miter the corners and then how to apply decorative stitches to the edge. In class you will cut your binding, stitch it to your project, miter your corners and then stitch it down by machine on the other side, using decorative stitches.

Disappearing Triangle Quilt Sat April 13 1-4 \$35 Barb Boyer

This quilt is similar to the Disappearing 9-patch, but it takes the concept to a new level. This is another of the 9-patch, cut apart & put back together quilt, but it adds a triangle feature, that when made with bright colors is spectacular!

Alligator Alley Sat April 20 10:30-4 \$40 Jean Korber

This simple triangle quilt can be cut and sewn in a day. Okay, maybe not a day, but it is easy and yet looks complicated. We have some very cool fabric that we are holding back for class members—if you are interested in using this fabric, let me know IMMEDIATELY! We have limited quantities and we're only selling it to class members. But the cool thing about this quilt, is you can use any fun fabric you like and you'll get a gorgeous quilt.

Big Foot Quilt—Yeti by any other name Sat April 27 10:30-4 \$45 Jean Korber

This is an Elizabeth Hartman quilt. With luck, we will have some more Big Foot fabric in the store by class time, but right now we have some great background fabrics that will make your trees and Big Foot look like they are in the middle of a forest. Of all the Elizabeth Hartman quilts, this is one of the easiest. And if you want more Big Feet Big Feet? in your quilt, you can add extra. You can also make them all different colors, because, after all, they are magical.

May Classes

T-Shirt Quilt Sat May 4 & 11 1-4 \$45 Barb Boyer

So you've got all these t-shirts and want to turn them into a quilt? It's easy, but you need the right tools. The class is taught in 2 parts: First, preparing your t-shirts, and second, designing your top—which is where I come in, because I can help with all of the math that might be involved.

Let's Strip! Quilts Sat May 18; July 20; Sept 21 and Nov 16 10:30-4 or 5 Jean Korber and Barb Boyer \$130

May's quilt is Daydream, which is essentially a form of a spiderweb quilt. The blocks are made from triangles cut from strip set panels. By making more stripped panels you can make the quilt as big as you like. This is a great way to use up scraps, even ones that aren't 42" wide.

Krita Moser weekend, with a Flutterby Focus! Sat-Mon May 25-27 Jean Korber and Barb Boyer Saturday class only \$45, full weekend \$125

This is an all things Krista Moser weekend. Saturday, Jean will teach the quilt Flutterby. Then you can leave your machines and come back Sunday afternoon (and we can talk about this, if you want to come earlier) and Monday for all or part day sewing. Jean will be here for select times if you need to ask her specific questions about any Krista Moser quilt you are working on. Otherwise, treat the weekend like a retreat, where you get to sew all day, at a quilt store (with handy products available) and excellent support for all your questions. We don't offer many retreat weekends, so take advantage of this holiday opportunity.

CLUBS

HAND EMBROIDERY CLUB FREE!

If you want to learn to hand embroider or just brush up your technique, join us on the second Saturday of the month from 10 to noon. You can work on your own projects or you can join the project we are doing.

Hand Work Club FREE!

Every Tuesday afternoon from 2-5, join us to just sit & hand stitch, crochet, bind, or knit group. Bring what you're working on, sit up at the table in front by the window and work on your projects for a while. You can get advice & suggestions from your fellow quilters and share your experiences about your projects.

Knit Pickers' Club FREE!

This is another get-together class to sit & knit, work on our projects, share information and get some help. We will share techniques, suggest patterns, but mainly we'll sit & knit (or pick). 2nd & 4th Wednesdays 2-5.

Block of the Month Club FREE!

First Saturday of the Month, 10:30-11:15. Join at any time. You get a free fat quarter if you come to class with the previous month's completed block.

Toad Toters Club

On full moon days (as noted in the calendar) you will get 20% off all purchases (not otherwise discounted) that you can fit in your bag. You must bring your bag to participate.


Full Moon Days: January 25; February 24; March 25; April 23; May 23

Discount Policy

We will honor only one discount -- whichever is largest. You can't combine a 10% with a 25% discount to get a 35% discount. On this we can't be bribed.

Color of the Month

January purple; February red; March green; April yellow; May whites



Nolting Quilting Machines



Nolting Longarm Machines

Nolting has 5 main machines, each with different reaches: from 17" to 30" depending on the machine. They are sold with or without a frame, but after I saw & helped set up one of the steel frames this week, I recommend buying the frame. All machines, except for the Standard--the most economical machine-- have a stitch regulator. I recommend a stitch regulator. All machines can be equipped with a computer and there are a couple of different ones to choose from. In addition, you can get an extended table base so that you can use rulers, you can get larger bobbins on some of the models and on the frames you can get hydraulic lifts to raise and lower the tables. In the coming weeks, I will print out more information on each model.

The best entry level machine is the Fun Quilter. It comes in

17", 20" & 23" reach. It comes with the Intellistitch Equalizer stitch regulator, standard speed control, needle up/down, and fixed handles in the front & rear. This machine can also be equipped with a computer.

The Pro Machine has the Intellistitch Turbo stitch regulator, single stitch option, standard speed control, needle up/down and customizable handles in the front & rear. The Pro Machine comes in 20", 24" and 30" reach with 10-12" of inside height. There are easy dials on the front to set stitch length and other options. This machine can also be equipped with a computer.

The NV Machine is the newest in the fleet of Nolting machines. This machine has a touch screen with programmable stitch regulation. You can stitch in 4 different stitch modes plus single stitch and needleup/down. It also has an adjustable brightness LED work light. This machine can also be equipped with a computer.

Normal Shop Hours:
Monday-Saturday 10-6
Sunday 1-5

Closed first Sunday of month (and some holidays)

New Hours for Winter Time (starting Nov 5-May 22)

Monday-Saturday 10-5, closed Sundays unless a class is scheduled. Then we're open 1-5. Check the schedule.

Join the fun and come feel the difference of quality fabrics.

Happy quilting!

Sincerely, Barbara Boyer
Around the Block
307-433-9555
www.aroundtheblockquilts.com



Around the Block | 453 Vandehie Suite 120, Cheyenne, WY 82009

[Unsubscribe office@jubjub.com](mailto:office@jubjub.com)

[Update Profile](#) | [Constant Contact Data Notice](#)

Sent by barbara@aroundtheblock.ccsend.com powered by



[Try email marketing for free today!](#)