



December 20, 2024



Okay, we gotta talk about the drones. And the mothership.

When I first heard about the mothership, I thought, Cool. Aliens. Because where else do aliens come from but motherships. And then I found out the guy was talking about Iran. And I lost it.

But I don't want to cast aspersions because that's what everybody else does and I don't want to be like everybody else. And we also have to quit name calling in this country. It's just childish. But there are times.....okay, I'll just say it, you can't fix stupid.

And before we get into this, I want to thank all my teachers, who taught me to think. They also taught me all sorts of other things like history, chemistry, physics, English, etc. You don't always remember the details as you grow up, but the overriding lesson good teachers impart is how to think. And I'm thinking that a bunch of people, and we're talking about people who get interviewed on radio and tv talk shows, in other words, mainly politicians, slept through most of their classes.

For example, the mothership theory. When I first heard about the mother ship, I figured the politician from New Jersey was talking about an alien mothership orbiting

the earth, and I didn't even blink at that suggestion. It fell into the category of, why not?

But then I heard the same interview a second time and realized he was talking about a mother ship from Iran that was sitting off the east coast of America, close enough to launch a fleet of drones but....far enough away to remain undetected?

So let's go down this rabbit hole for a minute. Even top flight drones can only fly about two hours and travel about 11 miles. Maybe the Iranian ones are different, but I doubt it. That means the Iranian mothership would either be parked about a hundred yards off the New Jersey beaches or anchored off a dock somewhere. Invisible to the casual observer. Maybe painted blue to match the ocean. Or brown to match the dock. I'm betting the Iranians don't have cloaking technology because if they did, they'd have used it on the drones. I'm just saying.

That's why the alien mothership idea is much better, because we all know that those guys have the technology to fly drones that could go considerably farther. I mean they got here from outer space, after all. So unless the mothership came from Alpha Centauri, the closest star system to earth, I think this politician slept through his math classes.

So the next politician who slept through classes is a former Maryland governor, who took pictures of the drones and tweeted the video, stating "I personally witnessed (and videoed) what appeared to be dozens of large drones," and he demanded the federal government do something about it. But someone, who didn't sleep through his school classes, tweeted back, "The stars at the 39 second mark are recognizable as Orion. From this you can determine that the bright lights behind the trees are the stars Sirius and Procyon."

The former Maryland governor took a picture of Orion's Belt and thought it was a drone. Like I said earlier, some things you can't fix.

Now, I get it. When you live in big cities, you rarely see the stars. But two of the most recognizable constellations up there are the Big Dipper and Orion's Belt. So this dude took a picture of the stars in the night sky and thought they were drones. Stationary drones, actually. 'Cause it takes hours for the stars in the night sky to visibly move into different locations. I'm just thinking here.....

But the comments that put me on the floor were from Dr. Will Austin, President of Warren County Community College in New Jersey, who teaches a drone program at the college. The man is an expert in aviation, unmanned aircraft and aviation drones. He runs a state of the art drone program at the college to teach students how to use drones, for things like agricultural spraying, powerline inspections, search and rescue, cell tower inspection, and land surveying, to name just a few commercial uses for drones.

When the CNN reporter asked him why there were so many drones being sighted, he simply said that lots of people after Thanksgiving were probably just flying their personal drones. I'm thinking, Black Friday sales after Thanksgiving. All the big box stores sell drones. Now's the time to try them out. The reporter then asked, "How do you know it's not China or Iran doing this?" And, without a beat, Dr. Austin said, "Well the reason I know is, that they would turn the lights off." On the drones.

And I fell off the couch from laughing so hard.

Dr. Austin also addressed the issue of how to get rid of all these drones, like whether we should just shoot them out of the sky. He said, "Yeah, you wouldn't want to shoot this [indicating a drone] down because if you hit the lipo [lithium polymer] battery you might set the whole forest on fire, or your house, or hurt someone." And then he added, "And it's illegal."

And again, I had to pick myself up off the floor. Dr. Austin would make a great straight man in a comedy routine. But above all, he's a teacher. An expert. Someone to listen to.

And there's more. While we don't really need to talk about another politician, she's too good to pass up. This one is from South Carolina, who said on a radio talk show that if, and I'll reemphasize, IF it's not from outer space, then it has to be from Russia or China. That's a giant leap in thinking. And then she linked the drones to the arms race, radiation and a lost nuclear warhead. Like anyone would lose a nuclear warhead in New Jersey and then go looking for it with a drone. With its lights turned on.

Even Neil deGrasse Tyson got interviewed about alien drones. If you're not familiar with him, Tyson is the director of the Hayden Planetarium at the American Museum of Natural History in New York. He is an astrophysicist, who writes, talks and explains about astrophysics and the stars to anyone who will listen. When asked whether the drones could be aliens, he prefaced his comments by saying he doesn't know the motives of aliens, but he thought it was odd that "of the whole earth they could have visited," they'd pick New Jersey. Nothing against New Jersey, of course.

In the end, I'd like to thank all of these people who have contributed their ideas about the mysterious drones in New Jersey. And to the media and talk show hosts who have featured on their shows these politicians, and many others, who have contributed to the nonsense. I haven't laughed so hard in a long time. And we're seriously considering dismantling the Department of Education.

I realize there is a serious side to these drones. And it has nothing to do with aliens, adversaries or other nefarious actors. No, the serious side are the idiots who get stirred up about all of this, see conspiracies around every corner and decide to shoot down the drones. It's already started. Pilots have also reported a big increase in laser targeting of planes, mistaken for drones. That's dangerous to the pilots and everyone on board.


But above all, I think we need to remember that it's not the drones that we see that we should be worried about. It's the ones we can't see. Cue the X-Files theme music.

And thank a teacher the next time you see one. Encourage them to keep trying.

(Another creepy Victorian Christmas card below)



New Fabric





From Northcott
(second image is also
in wideback)




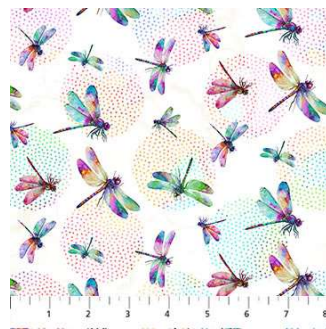
From Marcus Bros and
Timeless







From Clothworks




From Michael Miller



From Northcott





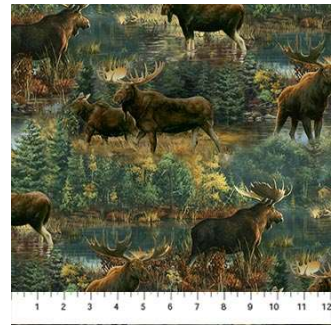

And one other fabric with the lyrics Home on the Range printed on the fabric. Couldn't grab a pic

From Riley Blake






From Quilting Treasures




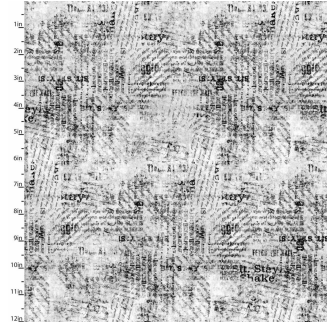







From Northcott



From 3 wishes





From Tula Pink



A Reminder:

First Saturdays of the month, from September thru December, is the Finish Your Quilt Sale! Backing, Binding and Batting are 20% off any of the three, BUT you have to bring in your finished quilt top for show & tell to get the sale price. No exceptions. We want to see your quilts!

Full Moon Days: January 13 (Monday), February 12 (Tuesday), March 15 (Saturday NOTE: observed), April 12 (Saturday), May 12 (Monday) NOTE: These did not get onto the calendar

DECEMBER 2024

Sunday	Monday	Tuesday	Wednesday	Thursday	Friday	Saturday
1 CLOSED	2	3 Hand work Club 2-5	4	5	6	7 BOM 10:30 Finish your quilt sale: 20% off backings, bindings and battings Machine Quilting with your BSR 1-4
8 CLOSED	9	10 Hand work Club 2-5	11 Knit Pickers' Club 2-5	12	13	14 Embroidery Club 10-noon Storm at Sea Part I 1-4 Full Moon
15 CLOSED	16	17 Hand work Club 2-5	18	19	20	21 Storm at Sea Part II 10:30-4
22 CLOSED	23	24	25 Christmas	26	27 Toad Toter Sale	28 Year End Sale
29 CLOSED	30 CLOSED	31 CLOSED				Color of the month: red

January 2025

Sunday	Monday	Tuesday	Wednesday	Thursday	Friday	Saturday
		CLOSED	1 CLOSED	2	3	4 10:30 BOM <u>Pillow Case</u> Party! 1-4
Pi5 CLOSED	6	7 Hand Sewing club 2-5	8 Knit Pickers 2-5	9	10	11 Free Embroider Club 10-noon Flannel Snowballs 1-5
12 CLOSED	13	14 Hand Sewing club 2-5	15	16	17	18 Delectable Mountains 10:30-4
19 CLOSED	20	21 Hand Sewing club 2-5	22 Knit Pickers 2-5	23	24	25
26 CLOSED	27	28 Hand Sewing club 2-5	29	30	31	

February 2025

Sunday	Monday	Tuesday	Wednesday	Thursday	Friday	Saturday
						1 10:30 BOM Machine Binding 1-4
2 CLOSED	3	4 Hand Sewing club 2-5	5	6	7	8 Free Embroider Club 10-noon
9 CLOSED	10	11 Hand Sewing club 2-5	12 Knit Pickers 2-5	13	14	15 Counterpoint Part 1 10:30-4
16 CLOSED	17	18 Hand Sewing club 2-5	19	20	21	22 6 Quilts, One Book 10:30-4
23 CLOSED	24	25 Hand Sewing club 2-5	26 Knit Pickers 2-5	27	28	

March 2025

Sunday	Monday	Tuesday	Wednesday	Thursday	Friday	Saturday
						1 10:30 BOM Tennessee Waltz Part 1 1-5
2 Beginning Quilting 1-4	3	4 Hand Sewing club 2-5	5	6	7	8 Free Embroider Club 10-noon Merry Snowmen 1-4
9 Beginning Quilting 1-4	10	11 Hand Sewing club 2-5	12 Knit Pickers 2-5	13	14	15 NATIONAL QUILT DAY
16 Beginning Quilting 1-4	17	18 Hand Sewing club 2-5	19	20	21	22 Counterpoint Part 2 10:30-4
23 Beginning Quilting 1-4	24	25 Hand Sewing club 2-5	26 Knit Pickers 2-5	27	28	29 Cats in PJs 10:30-4
30 Beginning Quilting 1-4	31					

April

Sunday	Monday	Tuesday	Wednesday	Thursday	Friday	Saturday
		1	2	3	4	5 10:30 BOM Tennessee Waltz Part 2
6 Beginning Quilting 1-4	7	8 Hand Sewing club 2-5	9 Knit Pickers 2-5	10	11	12 Free Embroider Club 10- noon
13 Beginning Quilting 1-4	14	15 Hand Sewing club 2-5	16	17	18	19 Fanfare 10:30-4
20 CLOSED Easter	21	22 Hand Sewing club 2-5	23 Knit Pickers 2-5	24	25	26 6 Quilts, One Book 10:30-4
27 Beginning Quilting 1-4	28	29 Hand Sewing club 2-5	30			

May 2025

Sunday	Monday	Tuesday	Wednesday	Thursday	Friday	Saturday
				1	2	3 10:30 BOM T-Shirt Quilt Part 1 1-4
4 CLOSED	5	6 Hand Sewing club 2-5	7	8	9	10 Free Embroider Club 10-noon Merry Snowmen 1-4
11 CLOSED	12	13 Hand Sewing club 2-5	14 Knit Pickers 2-5	15	16	17 Drip Drop 10:30-4
18 CLOSED	19	20 Hand Sewing club 2-5	21	22	23	24 T-Shirt Quilt Part 1 10:30-4
25	26	27 Hand Sewing club 2-5	28 Knit Pickers 2-5	29	30	31

Ongoing Classes & Clubs

Block of the Month First Sat of month 10:30-11:15 FREE Barb Boyer

Join at any time. You get a free fat quarter if you come to class with the previous month's completed block. This year the challenge will be ... come in January and find out!

Hand Embroidery Club 2nd Sat. of the month, 10-noon FREE Kathy Sconce

If you want to learn to hand embroider or just brush up your technique, join us on the second Saturday of the month from 10 to noon. You can work on your own projects or you can join the project we are doing, which are sheep! From Crabapple Hill

Knit Pickers' Club 2nd and 4th Wed of each month, 2-5 Carol Moler

Come join our Knit Pickers= Club. We knit 2 days a month every second and fourth Wednesday, from 2-5. The Club is open to all skill levels and, despite the name, includes crocheters as well. We want to share what we've learned, find new patterns, and simply just sit and knit. We may work on some felting projects, fingerless mittens, mittens, and socks. We can even help you get started—teach you the basics.

Hand Sewing Club every Tuesday afternoon 2-5

This club is open to everyone. Bring your hand sewing (embroidery, binding, knitting, crochet, etc) and sit & stitch.

Toad Toters Club

On full moon days (as noted in the calendar) you will get 20% off all purchases (not otherwise discounted) that you can fit in your bag. You must bring your bag to participate.

Full Moon Days: January 13 (Monday), February 12 (Tuesday), March 15 (Saturday NOTE: observed), April 12 (Saturday), May 12 (Monday)

We will honor only one discount -- whichever is largest. You can't combine a 10% with a 25% discount to get a 35% discount. On this we can't be bribed.

Color of the Month and Book of the Month

January dogs and cats; February red; March green; April blue; May flowers

December Classes

Storm at Sea Sat December 14 1-4 and 21 10:30-4 \$35 Barb Boyer

This quilt used to be intimidating—then a ruler was developed and now it's a breeze! We will work with Deb Tucker's ruler for the construction of the block. We will also talk about various color schemes, one of which includes coloring the blocks to make a heart appear within the design.

January classes

Pillowcase Party Sat Jan 4 1-4 Cost of class is one pillowcase kit--\$14 Barb Boyer

Learn the easy way to make a pillowcase, hot dog style. I have a simple way to cut all three fabrics (case, cuff and trim) at once, which guarantees the fabrics will all line up properly.

Flannel Snowballs Sat Jan 11 1-4 \$35 Barb Boyer

Learn to work with flannel while making this easy to do snowball quilt. You can use scraps for the snowballs, and you can make it as big as you like. Pattern will be given out in class.

Delectable Mountains Sat Jan 18 \$45 Barb Boyer

From the book *Scrappy & Happy Quilts, Limited Palette, Tons of Fun* by Kate Hendersen. The book is out of print, but you can find it on used books sites, like Amazon. To make the mountains, you will also need the Creative Grid Ruler, 2 Peaks in One, and a special ruler for the largest mountain will be provided in class. The mountain block is a form of a "kite" construction. You will learn how to use the templates to create perfect mountains.

February Classes

Machine Binding Sat Jan 13 1-4 \$45 Jean Korber

This is hands on class. You will need a small project (10” to 40”, table runner, small wall hanging, place mat, etc) that is quilted and ready for binding. In class Jean will show you how to cut your binding, press it, and stitch it down (DO NOT CUT YOUR BINDING IN ADVANCE), how to stitch it down & miter the corners and then how to apply decorative stitches to the edge. In class you will cut your binding, stitch it to your project, miter your corners and then stitch it down by machine on the other side, using decorative stitches.

Counterpoint Sat Feb 15, 10:30-4 AND Sat March 22 10:30-4 \$45 Jean Korber

The pattern is by Mountain Peak Creations. The quilt provides large spaces to showcase fabrics. Follow the pattern for fabric amounts. While the quilt has few parts to sew, it is tricky to get things lined up properly. We will show you the easy way to keep the quilt square and perfectly pieced. No special rulers are required.

6 Quilts, One Book Sat Feb 22, April 26, June 28, Aug 30, Oct 25, Nov 22 10:30-4 \$140 for all six classes or \$35 per class. Jean Korber & Barb Boyer will team teach the class.

6 quilts, 1 book, every other month, 1 price for all 6 classes. (or \$35/class if you pick & choose). This is our third year doing 6 quilts out of one book. This year the book is a Christmas book, but don't be fooled. Our sample quilts include a Halloween quilt, a dog quilt, a wildlife quilt, an autumn flavored quilt, a star quilt (the Christmas quilt) and a dragon quilt. We want you to learn something new in each class. The book is Simply Modern Christmas by That Patchwork Place. This is another out of print book so look for it on the used sites, like Amazon. The first quilt we will teach is Argyle.

March Classes

Beginning Quilting 8 weeks \$65 Barb Boyer Starting Sun Mar 2

This comprehensive 8-week course will introduce to you almost everything you need to know about piecing a quilt top. Along the way you will learn about color, batting, thread, machines and various techniques to give you the skills to make almost any quilt.

Tennessee Waltz Sat Mar 1 and Sat April 5, 1-4 \$45 Barb Boyer

This is a classic quilt design that incorporates the 54-40 of Fight block and a snowball block. The result? The quilt will look curvy, but it's all pieced straight. Pattern will be given out in class. You will need the 2 Peaks in Once ruler by Creative Grid. Yardage needed for a 61" X 70" is app. 2-3 yards of the focus fabric for the center squares, 1 ½ for the stars and 1 yard for the 4-patch squares. Border app. 2 yards.

Merry Snowman Sat Mar 8, April 12, May 10 1:00-4 Cindy Hamann \$45

Pattern Merry, Merry Snowmen by Bunny Hill Designs. The applique in the sample quilt is done with wool. We will teach both wool options, traditional needle turn or or finished edge applique, or raw edge applique. Skill level: Confident beginner

NATIONAL QUILT DAY SATURDAY MARCH 15 DEMOS AT NOON

We will have a special sale for National Quilt Day. We will have demos and other activities going on, TBA.

Counterpoint Sat Feb 15, 10:30-4 AND Sat March 22 10:30-4 \$45 Jean Korber ongoing

Cats in PJs Sat March 29 10:30-4 \$40 Barb Boyer

This is an Elizabeth Hartman Cats in Pajamas pattern. Follow pattern instructions for fabric amounts. And think creatively about fabrics for the cats and for the PJs. Footballs, stripes, dogs, plaids, ballerinas—anything you can think of for cute PJ fabrics. And the cats can be all different colors, and some may have different tail and ear colors, as well.

April Classes

Tennessee Waltz Sat Mar 1 and Sat April 5, 1-4 \$45 Barb Boyer ongoing

Merry Snowman Sat Mar 8, April 12, May 10 1:00-4 Cindy Hamann \$45 ongoing

Fanfare Sat April 19, 10:30-4 \$45 Jean Korber

Fanfare pattern by Krista Moser required. Follow pattern instructions for fabric requirements. You will also need the Creative Grid 60 degree triangle ruler, 8 1/2" size. Skill level: Intermediate

6 Quilts, One Book Sat Feb 22, April 26, June 28, Aug 30, Oct 25, Nov 22 10:30-4 \$140 for all six classes or \$35 per class. Jean Korber & Barb Boyer will team teach the class.

The second quilt we will teach is Coming Together.

May Classes

T-Shirt Quilt Sat May 3 & 24 1-4 \$45 Barb Boyer

So you've got all these t-shirts and want to turn them into a quilt? It's easy, but you need the right tools. The class is taught in 2 parts: First, preparing your t-shirts, and second, designing your top—which is where I come in, because I can help with all of the math that might be involved.

Merry Snowman Sat Mar 8, April 12, May 10 1:00-4 Cindy Hamann \$45 ongoing

Drip Drop Sat May 17 Barb Boyer \$45

The quilt is in Graphic Quilts book by That Patchwork Place. We have copies. Templates will be provided for the curved pieces. Follow fabric requirements in the book. Skill level: Intermediate



Normal Shop Hours:

Monday-Saturday 10-5:30

Sunday 1-5

Closed first Sunday of month (and some holidays)

New Hours for Winter Time (starting Nov 5-May 22)

Monday-Saturday 10-5, closed Sundays unless a class is scheduled. Then we're open 1-5. Check the schedule.

Join the fun and come feel the difference of quality fabrics.

Happy quilting!

Sincerely, Barbara Boyer

Around the Block

307-433-9555

www.aroundtheblockquilts.com

