



Around the Block
QUILT SHOP

April 5, 2024

A good friend did the math on the Sandhill Cranes from last week. I said they gained 15-20 pounds in North Platte. Which, if you're counting, means a normal 20 pound bird is now 40 pounds, or so. I'm not sure a 40 pound bird could fly 33,000 feet, let alone get off the ground. That info came from my memory, about how much they eat while they're in North Platte. The cranes may actually weigh in around 10 pounds, so if they double their weight while in North Platte, that seems doable. The internet was not much help fact checking any of this.

And all of that is a good lead in to this week's post. On Monday, the sun will be blotted out....

"Are we going?" Becca said, panting from her run inside. "You got to go to the last one in Casper. I had to stay at home." If you haven't gathered, Becca is a dog. Not just any dog, but an overly opinionated mini-Australian Shepherd.

"That's because they don't make sunglasses for dogs to use during a solar eclipse," I told her.

"Yes they do." "No they don't." "Yes they do." "No they don't."

"Of course they do. You can buy sunglasses for dogs on Amazon." She's right, as always. Becca knows how to surf the internet.

"No, we're not going," I said, going back to the original question. "I actually did think about it while we were coming home from Casper. It was truly a spectacular event, including the 10 hour drive home from Casper. But that was about 7 years ago. Besides, it's going to be crowded and it might be cloudy for a good portion of the country."

"But it's not going to happen again, ever," Becca whined. "At least not in my lifetime, or yours, either," she said.

"Well, there will be other total eclipses, but nothing close by. We will have a partial eclipse here on Monday, maybe 50 percent. It will start around 11:31 and end at 1:55. Maximum will be at 12:42."

"Can we at least have snacks?" Becca whined. "There are some really cool treats being made for this eclipse. Like the Oreo Space Dunk cookies. It's got a blue and pink marshmallow center with popping candies to 'create a supernova bursting sensation with every bite,'" Becca intoned. "Oreo is even offering a contest to win a journey to the edge of space with the space company Space Perspective. Can you imagine trying to dunk Oreos into milk while weightless?"

"Well, if they still have some in the stores, I'll consider it," I told her.

"What about Jeni's Splendid Ice Creams?" Becca asked. "I really like ice cream. We could get the Nebula Berry, or the Cosmic Bloom and Purple Star Born, or the Super Moon." Her tongue was literally hanging out of her mouth, she was so excited. "You can even get some Space Dust to sprinkle on top. It's an iridescent fizzy popping candy," she explained.

"I don't know if they sell them in Cheyenne," I said.

“Yes they do. At King Supers,” she said. Of course she’d know something like that.

“Maybe. They’re probably sold out,” I told her.

“You can check,” she said. “And while you’re there you can pick up some Lesser Evil air-puffed whole-grain corn balls that you can dunk in avocado oil and Himalayan salt. Or some Snapple in their new flavor called Snapple Elements Sun, with star fruit, orange and nectarine flavors.

“Or how about some Sun Chips,” she eagerly went on. “No, on second thought, that won’t work.”

“Why is that?” I asked. “I’ve never known you to turn down a chip.”

“You can only get them during the total eclipse. They are giving them away. It’s a new flavor that uses pineapple habanero and black bean spicy gouda flavors. So, you either watch the eclipse or run into a store to get chips. I vote for the eclipse. Besides, we’re not getting a total here, so I bet the chips won’t be available. Besides, the flavor sounds a little disgusting.”

How she knows this stuff, is beyond me.

“And last, but by no means least,” she hurried on, “is the Krispy Kreme Total Solar Eclipse Doughnut, available only from today through Monday, while supplies last. It’s an Oreo buttercream filing donut, with a whole Oreo in the center, topped with silver sprinkles.” Becca was practically drooling.

“I don’t think we have Krispy Kreme in town anymore,” I said. “They used to be sold at the gas store, but they quit bringing them in during covid and they never came back.”

“Yeah, but McDonald’s is supposed to be partnering with Krispy Kreme,” Becca said. “Maybe it will be in time.”

“Doubtful,” I said. “Maybe we can just have popcorn sprinkled with white cheddar cheese. You know the moon is made of green cheese, don’t you? There’s that song....”

“The moon isn’t made of cheese, cream or green. It’s made of moon rocks. Everyone knows that,” Becca huffed.


And that, ladies and gentlemen, is my April Fool’s post. And your job, if you choose to accept it, is to pick out the truth from the made up. Or did Becca make anything up? Hmmm. [Answer after the fabrics]

Spring 2024 Challenge



Buy a scrap bag (or more than one), make a quilt (top is sufficient), and bring the top to the store by JUNE 1--come to the Free block of the Month to show it, if you want. Your name will go into a drawing for a \$100 gift certificate! For each scrap bag you buy, you can enter another quilt. 3 bags, 3 quilts. 1 bag, only 1 quilt. You can also mix and match the bags, so you can buy multiple bags, swap the fabrics back & forth and make as many quilts as you buy bags. Minimum size on the quilts is 50” X 60”. You can add any other fabrics to the mix as you like, but you must use some of the scraps from the bag in your quilt.

We will take a picture of you and your bag(s) when you buy so we can at least spot a couple of the scrap fabrics in your quilt. Any quilt you make counts, even quilts you make in class. Just be sure to remember which fabrics came out of the scrap bags, in case you’re asked.

New Fabric

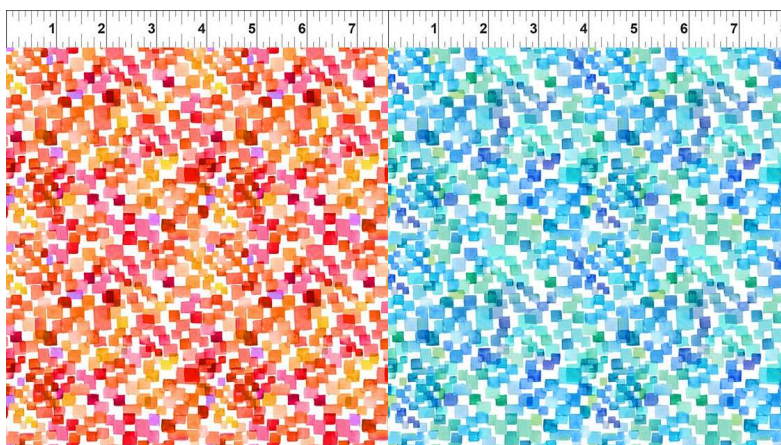









From Riley Blake



From In the Beginning: **We've made 6 kits: \$175. 4 are sold.** If you are interested, don't wait too long. We have enough fabric to make 1 more kit, maybe 2. We

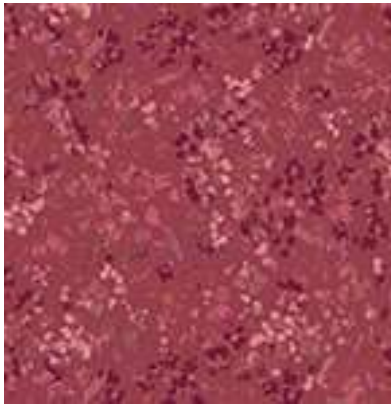
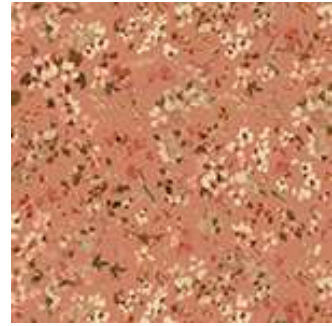

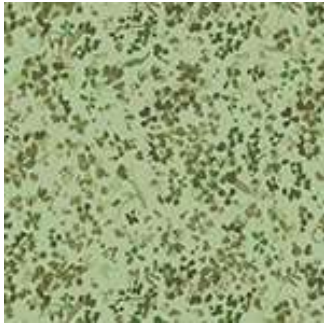
will have a class this summer to teach the blocks & the applique.








From QT--some good panels for one block wonder class in the fall



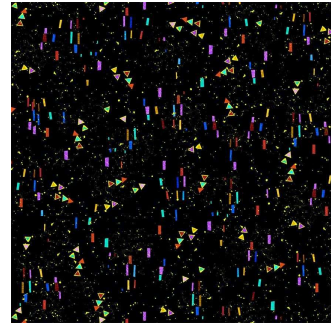

From Windham



From Riley Blake, the green plus 10" square packs




From Hoffman




From Timeless Treasures





From Riley Blake



From Clothworks








From Hoffman



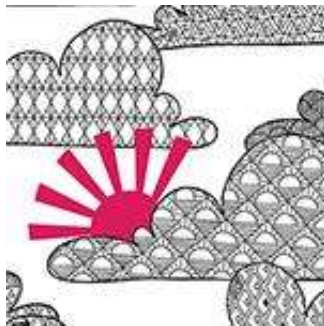
From Quilting treasures



From Studio E




Windham override



override



override



Dashwood

April Fools! Everything is true. Even Becca's comment about the moon being made of of moon rocks. Essentially it is. All of those snacks are real. I can tell you that Albertson's didn't have the ice cream, Sun Chips or Oreos. Sigh.

Class Notes

Disappearing 9- patch & Disappearing Triangles Classes

Disappearing Triangles: 40 5" squares of print fabrics & 40 7" squares of various tone on tone fabrics that coordinate with the 5" squares. Also, 1/2 yard of white or background; 1/4 yard black or a contrasting dark fabric. Cut the white and black fabric into 5" squares. Need 24 white squares and 10 black squares.

MORE CLASS NOTES

T-Shirt Class

I'm keeping the first class on May 4, but I am going to repeat the first class on May 11 and then hold the second class on June 1, from 1-5. I had some of my own scheduling concerns that I've fixed, so I can keep the May 4 date. But for those of you who couldn't make the May 4 class, I will repeat it on May 11. For everyone who can come on May 4, you have options:

Come May 4 & June 1, come May 11 & June 1, or come all three days. LOL. Just talk to me and we can figure it out.

MARCH 2024


Sunday	Monday	Tuesday	Wednesday	Thursday	Friday	Saturday
					1	2 BOM 10:30 Tula Pink Butterfly Quilt 1-5
3 Beginning Quilt 1-4	4	5 Hand work Club 2-5	6 Long Arm class 10:30	7 Long Arm Rental Day	8	9 Embroidery Club 10-noon Disappearing 9- patch 10:30-4
10 Beginning Quilt 1-4	11	12 Hand work Club 2-5	13 Knit Pickers' Club 2-5	14 Long Arm Rental Day	15	16 National Quilt Day—Demos at noon Strip Quilts 10:30-4
17 Beginning Quilt 1-4	18	19 Hand work Club 2-5	20 Long Arm class 10:30	21 Long Arm Rental Day	22	23 Hunter Star Quilt 10:30-4
24 Beginning Quilt 1-4	25 Full Moon	26 Hand work Club 2-5	27 Knit Pickers' Club 2-5	28 Long Arm Rental Day	29 Good Friday	30 Scrappy Bear Paw 10:30-4
31 Easter Sunday CLOSED						Color of the month: green


APRIL 2024

Sunday	Monday	Tuesday	Wednesday	Thursday	Friday	Saturday
	1	2 Hand work Club 2-5	3 Long Arm class 10:30	4 Long Arm Rental Day	5	6 BOM 10:30 Machine Binding 1-4
7 CLOSED	8	9 Hand work Club 2-5	10 Knit Pickers' Club 2-5	11 Long Arm Rental Day	12	13 Embroidery Club 10-noon Disappearing Triangle Quilt 1-5
14 CLOSED	15	16 Hand work Club 2-5	17 Long Arm class 10:30	18 Long Arm Rental Day	19	20 Alligator Alley Quilt 10:30-4
21 CLOSED	22	23 Hand work Club 2-5 Full Moon	24 Knit Pickers' Club 2-5	25 Long Arm Rental Day	26	27 Big Foot Quilt 10:30-4
28 CLOSED	29	30 Hand work Club 2-5				Color of the month: yellow

MAY 2024						
Sunday	Monday	Tuesday	Wednesday	Thursday	Friday	Saturday
			1 Long Arm class 10:30	2 Long Arm Rental Day	3	4 BOM 10:30 T-shirt Quilt Part I 1-5
5 CLOSED	6	7 Hand work Club 2-5	8 Knit Pickers' Club 2-5	9 Long Arm Rental Day	10	11 Embroidery Club 10-noon T-shirt Quilt Part II 1-5
12 CLOSED	13	14 Hand work Club 2-5	15 Long Arm class 10:30	16 Long Arm Rental Day	17	18 Strip Quilts 10:30-4
19 CLOSED	20	21 Hand work Club 2-5	22 Knit Pickers' Club 2-5	23 Long Arm Rental Day Full Moon	24	25 Kirista Moser Weekend: Flutterby Frolic: Kirista Moser Quilt 10:30-4
26 Kirista Moser weekend 1-5	27 Kirista Moser weekend 10:30-5	28	29	30 Long Arm Rental Day	31	Color of the month: whites

l-r Alligator Alley; Decoupage;
Wildflower; Stack n' Whack;
Travel Duffle; Butterfly; Jelly
Roll Race Quilt; Disappearing 9-
Patch; Disappearing Triangles;
Flutterby; Hunter's Star; Big Foot





Please look on the calendars above for times and dates.

Ongoing Classes & Clubs

Block of the Month First Sat of month 10:30-11:15 FREE Barb Boyer
 Join at any time. You get a free fat quarter if you come to class with the previous month's completed block. This year the challenge will be ... come in January and find out!

Hand Embroidery Club 2nd Sat. of the month, 10-noon FREE Kathy Sconce
If you want to learn to hand embroider or just brush up your technique, join us on the second Saturday of the month from 10 to noon. You can work on your own projects or you can join the project we are doing, which are sheep! From Crabapple Hill

Knit Pickers' Club 2nd and 4th Wed of each month, 2-5 Carol Moler
Come join our Knit Pickers' Club. We knit 2 days a month every second and fourth Wednesday, from 2-5. The Club is open to all skill levels and, despite the name, includes crocheters as well. We want to share what we've learned, find new patterns, and simply just sit and knit. We may work on some felting projects, fingerless mittens, mittens, and socks. We can even help you get started—teach you the basics.

Hand Sewing Club every Tuesday afternoon 2-5
This club is open to everyone. Bring your hand sewing (embroidery, binding, knitting, crochet, etc) and sit & stitch.

March Classes

Scrappy Bear Paw Sat Mar 30 10:30-4 \$40 Barb Boyer

Another classic pattern is the Bear's Paw. This pattern was one of the first quilts I really wanted to make. 40 years later, mine is done—the top at least. In class we will talk about various ways to set the Bear's Paw and you'll also get the "Wyoming Bear's Paw" block, which is a bear's paw inside a bear's paw. Very cool.

April Classes

Machine Binding Sat April 6 1-4 \$45 Jean Korber

This is hands on class. You will need a small project (10" to 40", table runner, small wall hanging, place mat, etc) that is quilted and ready for binding. In class Jean will show you how to cut your binding, press it, and stitch it down (DO NOT CUT YOUR BINDING IN ADVANCE), how to stitch it down & miter the corners and then how to apply decorative stitches to the edge. In class you will cut your binding, stitch it to your project, miter your corners and then stitch it down by machine on the other side, using decorative stitches.

Disappearing Triangle Quilt Sat April 13 1-4 \$35 Barb Boyer

This quilt is similar to the Disappearing 9-patch, but it takes the concept to a new level. This is another of the 9-patch, cut apart & put back together quilt, but it adds a triangle feature, that when made with bright colors is spectacular!

Alligator Alley Sat April 20 10:30-4 \$40 Jean Korber

This simple triangle quilt can be cut and sewn in a day. Okay, maybe not a day, but it is easy and yet looks complicated. We have some very cool fabric that we are holding back for class members—if you are interested in using this fabric, let me know IMMEDIATELY! We have limited quantities and we're only selling it to class members. But the cool thing about this quilt, is you can use any fun fabric you like and you'll get a gorgeous quilt.

Big Foot Quilt—Yeti by any other name Sat April 27 10:30-4 \$45 Jean Korber

This is an Elizabeth Hartman quilt. With luck, we will have some more Big Foot fabric in the store by class time, but right now we have some great background fabrics that will make your trees and Big Foot look like they are in the middle of a forest. Of all the Elizabeth Hartman quilts, this is one of the easiest. And if you want more Big Feet Big Foots? in your quilt, you can add extra. You can also make them all different colors, because, after all, they are magical.

May Classes

T-Shirt Quilt Sat May 4 & 11 1-4 \$45 Barb Boyer

So you've got all these t-shirts and want to turn them into a quilt? It's easy, but you need the right tools. The class is taught in 2 parts: First, preparing your t-shirts, and second, designing your top—which is where I come in, because I can help with all of the math that might be involved.

Let's Strip! Quilts Sat May 18; July 20; Sept 21 and Nov 16 10:30-4 or 5 Jean Korber and Barb Boyer \$130

May's quilt is Daydream, which is essentially a form of a spiderweb quilt. The blocks are made from triangles cut from strip set panels. By making more stripped panels you can make the quilt as big as you like. This is a great way to use up scraps, even ones that aren't 42" wide.

Krita Moser Flutterby Sat May 25 Jean Korber Saturday class only \$45

CHANGE ABOUT THE RETREAT. I AM OUT OF TOWN THAT WEEKEND, SO WE ARE NOT HAVING THE RETREAT. WE WILL TRY TO THIS AGAIN OVER ANOTHER LONG WEEKEND WHEN I AM IN TOWN.

Jean will teach the quilt Flutterby by Krista Moser. This is a newer pattern by her and uses the same ruler, a 60 degree diamond ruler, that has become her signature ruler. If you have not done one of Moser's quilts, they are great, easy and will teach you how to handle bias. You will also meet other students who are familiar with these patterns and love them.

CLUBS

HAND EMBROIDERY CLUB FREE!

If you want to learn to hand embroider or just brush up your technique, join us on the second Saturday of the month from 10 to noon. You can work on your own projects or you can join the project we are doing.

Hand Work Club FREE!

Every Tuesday afternoon from 2-5, join us to just sit & hand stitch, crochet, bind, or knit group. Bring what you're working on, sit up at the table in front by the window and work on your projects for a while. You can get advice & suggestions from your fellow quilters and share your experiences about your projects.

Knit Pickers' Club FREE!

This is another get-together class to sit & knit, work on our projects, share information and get some help. We will share techniques, suggest patterns, but mainly we'll sit & knit (or pick). 2nd & 4th Wednesdays 2-5.

Block of the Month Club FREE!

First Saturday of the Month, 10:30-11:15. Join at any time. You get a free fat quarter if you come to class with the previous month's completed block.

Toad Toters Club

On full moon days (as noted in the calendar) you will get 20% off all purchases (not otherwise discounted) that you can fit in your bag. You must bring your bag to participate.


Full Moon Days: January 25; February 24; March 25; April 23; May 23

Discount Policy

We will honor only one discount -- whichever is largest. You can't combine a 10% with a 25% discount to get a 35% discount. On this we can't be bribed.

Color of the Month

January purple; February red; March green; April yellow; May whites



Nolting Quilting Machines



Nolting Longarm Machines

Nolting has 5 main machines, each with different reaches: from 17" to 30" depending on the machine. They are sold with or without a frame, but after I saw & helped set up one of the steel frames this week, I recommend buying the frame. All machines, except for the Standard--the most economical machine-- have a stitch regulator. I recommend a stitch regulator. All machines can be equipped with a computer and there are a couple of different ones to choose from. In addition, you can get an extended table base so that you can use rulers, you can get larger bobbins on some of the models and on the frames you can get hydraulic lifts to raise and lower the tables. In the coming weeks, I will print out more information on each model.

The best entry level machine is the Fun Quilter. It comes in 17", 20" & 23" reach. It comes with the Intellistitch Equalizer stitch regulator, standard speed control, needle up/down, and fixed handles in the front & rear. This machine can also be equipped with a computer.

The Pro Machine has the Intellistitch Turbo stitch regulator, single stitch option, standard speed control, needle up/down and customizable handles in the front & rear. The Pro Machine comes in 20", 24" and 30" reach with 10-12" of inside height. There are easy dials on the front to set stitch length and other options. This machine can also be equipped with a computer.

The NV Machine is the newest in the fleet of Nolting machines. This machine has a touch screen with programmable stitch regulation. You can stitch in 4 different stitch modes plus single stitch and needleup/down. It also has an adjustable brightness LED work light. This machine can also be equipped with a computer.

Normal Shop Hours:
Monday-Saturday 10-6
Sunday 1-5

Closed first Sunday of month (and some holidays)
New Hours for Winter Time (starting Nov 5-May 22)

Monday-Saturday 10-5, closed Sundays unless a class is scheduled. Then we're open 1-5. Check the schedule.

Join the fun and come feel the difference of quality fabrics.

Happy quilting!

Sincerely, Barbara Boyer
Around the Block
307-433-9555
www.aroundtheblockquilts.com



Around the Block | 453 Vandehie Suite 120, Cheyenne, WY 82009

[Unsubscribe office@jubjub.com](mailto:office@jubjub.com)

[Update Profile](#) | [Constant Contact Data Notice](#)

Sent by barbara@aroundtheblock.ccsend.com powered by

