



April 26, 2024

---

“So when are we moving to New Mexico?” Becca asked. “I’d love to live in Roswell with all the aliens and I hear the winters are better than in Cheyenne.”

“Becca, we’re not moving to New Mexico,” I told her. Becca, for those of you who don’t know her, is my mini-Australian Shepherd who pokes her nose into everyone else’s business. If any of you have a mini-Aussie, you know exactly what I’m talking about.

“I do not poke my nose into stuff,” she said defensively. “Yes you do.” “No I don’t.” Yes. You. Do.” This time I won the argument.

“Well, if we’re not moving to New Mexico, where are we moving to?” she asked.

“Don’t end a sentence with a preposition,” I told her. “And we’re not moving anywhere. What makes you think we’re moving? Have you seen me packing up stuff? Throwing stuff away?”

“Well, no. But you don’t throw anything away anyway. You just say you’ll let the next generation deal with it.” I ignored that.

“So what’s the deal, here? Why do you think we’re moving?”

“Well I heard a rumor...” don’t ask how, just go with it.... “that you’re selling the quilt store.”

“I’m what!” I hollered at her. “Where would you hear such a thing. Wait, don’t tell me, I don’t want to know. No we’re not moving and no I’m not selling and no,” anticipating her next question, “I’m not closing the quilt store.”

“Well, you are starting a yarn shop, aren’t you? Isn’t that why you keep buying more yarn? You can’t possibly knit fast enough to use up what you’ve got, so you must be planning on selling it.”

“Geez, Becca, how do you come up with this stuff? You know how destructive unfounded gossip is? It’s happened before in this town and that can really hurt a business.”

“Well, I’m just telling you what I heard,” she said, pouting a little.

“Just so long as you don’t feed that gossip chain,” I told her. “You know Mark Twain had a similar problem, only it was a rumor about his death. Apparently a journalist contacted him to find out whether the rumors that he was very ill or already dead were true.”

“Well, that’s kind of dumb,” Becca said. “Calling up someone to ask if he were dead.”

“That’s kind of what Mark Twain thought. Twain answered, ‘I can understand perfectly how the report of my illness got about, I have even heard on good authority that I was dead. James Ross Clemens, a cousin of mine, was seriously ill two or three weeks ago in London, but is well now. The report of my illness grew out of his illness. The report of my death was an exaggeration.’”

“So how did the rumor start about your shop?” Becca asked.

“No clue. My website’s been more out of whack recently, but that’s been fixed. People just talk. We live in a time where it’s hard to tell truth from fiction. It’s hard to trust any source of news because everyone has some kind of agenda they need to push. Whether it’s politicians who need to get reelected, criminals who need to stay out of jail, people who need to make money off of other people. You name it, someone is always running some kind of scam. Finding trustworthy sources of info is hard.”

“Well, couldn’t the gossipers just ask you?” Becca said. “Wouldn’t that be going to the source? Like asking Mark Twain directly if he were dead?”

“You know, Becca. Sometimes you’re smarter than you look,” I told her.

Becca opened her mouth, then closed it, then opened it, then...

“Just go with the compliment,” I told her. “Yes, it would be much easier and much more accurate and a lot less destructive.”

“But would you tell them the truth?” Becca asked. “Or do you have an agenda, too?”

Like I said, she’s smarter than she looks.

“Only the Shadow knows,” I said mysteriously.

Becca looked confused. Obviously she doesn’t listen to old 30’s radio programs.

“So we are moving?” she asked. “Maybe we can move to California? You have relatives there. Or Colorado? Nebraska? You can grow tomatoes there rather than drive 450 miles to buy them.”

Sigh. I don’t think she listened to a word I said.

“I’m still voting for New Mexico?” Becca asked. Nope, not a word.

“I hear that Cornell University discovered that purple light around a planet could mean there is life there,” she said. “Can you imagine? Purple aliens? Just like in the song about Purple People Eaters. You’ll have to start buying bright purple yarn instead of neon green to make your alien hats.”

“I am kind of excited about that study,” I told her. “Our planet is dominated with green, because plants use chlorophyll to capture the sun rays, which gets turned into food through a process called photosynthesis. The leaves essentially capture red and blue light for their food and reflect the green light waves. Thus leaves appear green.

“Plant life, or even simple bacteria, on other planets that orbit around a red sun might absorb other light waves and instead reflect purple...”

“And as a result,” Becca interrupted, “we get purple aliens! Or blue! Or yellow! Or....”

“Don’t get carried away, here, Becca. It’s just a theory. They’re still testing it.”

“We need to put a sign on the top of the house. ‘Welcome, E.T.’ Where’s your paint brushes. I need to order some glow in the dark...” She trotted outside, heading toward, well I don’t know exactly where she’s heading. She orders stuff off the internet all the time, and I’ve assumed she picks up my wifi from her dog house. That she doesn’t use. So....?

“Becca?!”

---

## Spring 2024 Challenge

Buy a scrap bag (or more than one), make a quilt (top is sufficient), and bring the top to the store by JUNE 1--come to the Free block of the Month to show it, if you want. Your name will go into a drawing for a \$100 gift certificate! For each scrap bag you buy, you can enter another quilt. 3 bags, 3 quilts. 1 bag, only 1 quilt. You can also mix and match the bags, so you can buy multiple bags, swap the fabrics back & forth and make as many quilts as you buy bags. Minimum size on the quilts is 50” X 60”. You can add any other fabrics to the mix as you like, but you must use some of the scraps from the bag in your quilt.

We will take a picture of you and your bag(s) when you buy so we can at least spot a couple of the scrap fabrics in your quilt. Any quilt you make counts, even quilts you make in class. Just be sure to remember which fabrics came out of the scrap bags, in case you’re asked.

---

---

## New Fabric

---






From Kennard & Kennard

---





From Alexander Henry

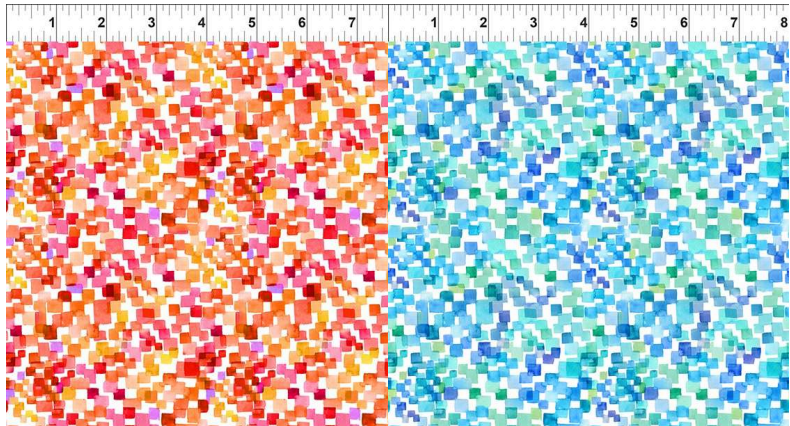











From Riley Blake



From In the Beginning: **We've made 6 kits: \$175. 4 are sold.** If you are interested, don't wait too long. We have enough fabric to make 1 more kit, maybe 2. We will have a class this summer to teach the blocks & the applique.








From QT--some good panels for one block wonder class in the fall

---







From Riley Blake, the green plus 10" square packs

---



From Hoffman

---



From Timeless Treasures



From Riley Blake

From Hoffman





---

---

## CLASS NOTES

### T-Shirt Class

**I'm keeping the first class on May 4, but I am going to repeat the first class on May 11 and then hold the second class on June 1, from 1-5. I had some of my own scheduling concerns that I've fixed, so I can keep the May 4 date. But for those of you who couldn't make the May 4 class, I will repeat it on May 11. For everyone who can come on May 4, you have options: Come May 4 & June 1, come May 11 & June 1, or come all three days. LOL. Just talk to me and we can figure it out.**

### In The Beginning Quilt Kit


For those of you who bought the kit, Jean and I have started making the blocks. There is plenty of fabric in the kit, so there is some room for cutting errors. Also, we will have a class this summer to teach how this quilt goes together. In the first class, I will give you different cutting instructions for several of the blocks. Mainly, we will increase the size of all half square triangles by 1/8" inch. But there is also a flying goose construction that we will cut differently. All of this means: don't cut prior to the first class. For those of you not taking the class, you can cut exactly what the pattern says and you will be fine. But if you want my changes, please consider joining the class. If you can't take the class, and want my changes, come in and see me.

---

## APRIL 2024

Sunday	Monday	Tuesday	Wednesday	Thursday	Friday	Saturday
	<b>1</b>	<b>2</b> Hand work Club 2-5	<b>3</b> Long Arm class 10:30	<b>4</b> Long Arm Rental Day	<b>5</b>	6 BOM 10:30 Machine Binding 1-4
7 CLOSED	<b>8</b>	<b>9</b> Hand work Club 2-5	<b>10</b> Knit Pickers' Club 2-5	<b>11</b> Long Arm Rental Day	<b>12</b>	13 Embroidery Club 10-noon Disappearing Triangle Quilt 1-5
14 CLOSED	<b>15</b>	<b>16</b> Hand work Club 2-5	<b>17</b> Long Arm class 10:30	<b>18</b> Long Arm Rental Day	<b>19</b>	20 Alligator Alley Quilt 10:30-4
21 CLOSED	<b>22</b>	<b>23</b> Hand work Club 2-5 Full Moon	<b>24</b> Knit Pickers' Club 2-5	<b>25</b> Long Arm Rental Day	<b>26</b>	27 Big Foot Quilt 10:30-4
28 CLOSED	<b>29</b>	<b>30</b> Hand work Club 2-5				Color of the month: yellow

MAY 2024						
Sunday	Monday	Tuesday	Wednesday	Thursday	Friday	Saturday
			1 Long Arm class 10:30	2 Long Arm Rental Day	3	4 BOM 10:30 T-shirt Quilt Part I 1-5
5 CLOSED	6	7 Hand work Club 2-5	8 Knit Pickers' Club 2-5	9 Long Arm Rental Day	10	11 Embroidery Club 10-noon T-shirt Quilt Part II 1-5
12 CLOSED	13	14 Hand work Club 2-5	15 Long Arm class 10:30	16 Long Arm Rental Day	17	18 Strip Quilts 10:30-4
19 CLOSED	20 <input type="text" value="(Ctrl)"/>	21 Hand work Club 2-5	22 Knit Pickers' Club 2-5	23 Long Arm Rental Day <b>Full Moon</b>	24	25 Kirista Moser Weekend: <del>Flutterby Frolic:</del> Kirista Moser Quilt 10:30-4
26 Kirista Moser weekend 1-5	27 Kirista Moser weekend 10:30-5	28	29	30 Long Arm Rental Day	31	Color of the month: whites



Please look on the calendars above for times and dates.

## Ongoing Classes & Clubs

**Block of the Month** First Sat of month 10:30-11:15 FREE Barb Boyer  
Join at any time. You get a free fat quarter if you come to class with the previous month's completed block. This year the challenge will be ... come in January and find out!

**Hand Embroidery Club** 2<sup>nd</sup> Sat. of the month, 10-noon FREE Kathy Sconce  
If you want to learn to hand embroider or just brush up your technique, join us on the second Saturday of the month from 10 to noon. You can work on your own projects or you can join the project we are doing, which are sheep! From Crabapple Hill

**Knit Pickers' Club** 2<sup>nd</sup> and 4<sup>th</sup> Wed of each month, 2-5 Carol Moler  
Come join our Knit Pickers= Club. We knit 2 days a month every second and fourth Wednesday, from 2-5. The Club is open to all skill levels and, despite the name, includes crocheters as well. We want to share what we've learned, find new patterns, and simply just sit and knit. We may work on some felting projects, fingerless mittens, mittens, and socks. We can even help you get started—teach you the basics.

**Hand Sewing Club** every Tuesday afternoon 2-5  
This club is open to everyone. Bring your hand sewing (embroidery, binding, knitting, crochet, etc) and sit & stitch.

## April Classes

**Big Foot Quilt—Yeti by any other name Sat April 27 10:30-4 \$45 Jean Korber**

This is an Elizabeth Hartman quilt. With luck, we will have some more Big Foot fabric in the store by class time, but right now we have some great background fabrics that will make your trees and Big Foot look like they are in the middle of a forest. Of all the Elizabeth Hartman quilts, this is one of the easiest. And if you want more Big Feet Big Foots? in your quilt, you can add extra. You can also make them all different colors, because, after all, they are magical.

## May Classes

**T-Shirt Quilt Sat May 4 & 11 1-4 \$45 Barb Boyer**

So you've got all these t-shirts and want to turn them into a quilt? It's easy, but you need the right tools. The class is taught in 2 parts: First, preparing your t-shirts, and second, designing your top—which is where I come in, because I can help with all of the math that might be involved.

**Let's Strip! Quilts Sat May 18; July 20; Sept 21 and Nov 16 10:30-4 or 5 Jean Korber and Barb Boyer \$130**

May's quilt is Daydream, which is essentially a form of a spiderweb quilt. The blocks are made from triangles cut from strip set panels. By making more stripped panels you can make the quilt as big as you like. This is a great way to use up scraps, even ones that aren't 42" wide.

**Krita Moser Flutterby Sat May 25 Jean Korber Saturday class only \$45**

**CHANGE ABOUT THE RETREAT. I AM OUT OF TOWN THAT WEEKEND, SO WE ARE NOT HAVING THE RETREAT. WE WILL TRY TO THIS AGAIN OVER ANOTHER LONG WEEKEND WHEN I AM IN TOWN.**

Jean will teach the quilt Flutterby by Krista Moser. This is a newer pattern by her and uses the same ruler, a 60 degree diamond ruler, that has become her signature ruler. If you have not done one of Moser's quilts, they are great, easy and will teach you how to handle bias. You will also meet other students who are familiar with these patterns and love them.

\*\*\*\*\*

## **CLUBS**

### **HAND EMBROIDERY CLUB FREE!**

If you want to learn to hand embroider or just brush up your technique, join us on the second Saturday of the month from 10 to noon. You can work on your own projects or you can join the project we are doing.

\*\*\*\*\*

### **Hand Work Club FREE!**

Every Tuesday afternoon from 2-5, join us to just sit & hand stitch, crochet, bind, or knit group. Bring what you're working on, sit up at the table in front by the window and work on your projects for a while. You can get advice & suggestions from your fellow quilters and share your experiences about your projects.

\*\*\*\*\*

### **Knit Pickers' Club FREE!**

This is another get-together class to sit & knit, work on our projects, share information and get some help. We will share techniques, suggest patterns, but mainly we'll sit & knit (or pick). 2<sup>nd</sup> & 4<sup>th</sup> Wednesdays 2-5.

\*\*\*\*\*

### **Block of the Month Club FREE!**

First Saturday of the Month, 10:30-11:15. Join at any time. You get a free fat quarter if you come to class with the previous month's completed block.

\*\*\*\*\*

### **Toad Toters Club**

On full moon days (as noted in the calendar) you will get 20% off all purchases (not otherwise discounted) that you can fit in your bag. You must bring your bag to participate.



Full Moon Days: January 25; February 24; March 25; April 23; May 23

### **Discount Policy**

We will honor only one discount -- whichever is largest. You can't combine a 10% with a 25% discount to get a 35% discount. On this we can't be bribed.

## Color of the Month

January purple; February red; March green; April yellow; May whites



## Nolting Quilting Machines



## Nolting Longarm Machines

Nolting has 5 main machines, each with different reaches: from 17" to 30" depending on the machine. They are sold with or without a frame, but after I saw & helped set up one of the steel frames this week, I recommend buying the frame. All machines, except for the Standard--the most economical machine-- have a stitch regulator. I recommend a stitch regulator. All machines can be equipped with a computer and there are a couple of different ones to choose from. In addition, you can get an extended table base so that you can use rulers, you can get larger bobbins on some of the models and on the frames you can get hydraulic lifts to raise and lower the tables. In the coming weeks, I will print out more information on each model.

The best entry level machine is the Fun Quilter. It comes in 17", 20" & 23" reach. It comes with the Intellistitch Equalizer stitch regulator, standard speed control, needle up/down, and fixed handles in the front & rear. This machine can also be equipped with a computer.

The Pro Machine has the Intellistitch Turbo stitch regulator, single stitch option, standard speed control, needle up/down and customizable handles in the front & rear. The Pro Machine comes in 20", 24" and 30" reach with 10-12" of inside height. There are easy dials on the front to set stitch length and other options. This machine can also be equipped with a computer.

The NV Machine is the newest in the fleet of Nolting machines. This machine has a touch screen with programmable stitch regulation. You can stitch in 4 different stitch modes plus single stitch and needleup/down. It also has an adjustable brightness LED work light. This machine can also be equipped with a computer.



Normal Shop Hours:  
**Monday-Saturday 10-6**  
**Sunday 1-5**

**Closed first Sunday of month (and some holidays)**

**New Hours for Winter Time (starting Nov 5-May 22)**

**Monday-Saturday 10-5, closed Sundays unless a class is scheduled. Then we're open 1-5. Check the schedule.**

Join the fun and come feel the difference of quality fabrics.

Happy quilting!

Sincerely, Barbara Boyer  
Around the Block  
307-433-9555  
[www.aroundtheblockquilts.com](http://www.aroundtheblockquilts.com)



Around the Block | 453 Vandehie Suite 120, Cheyenne, WY 82009

[Unsubscribe office@jubjub.com](mailto:office@jubjub.com)

[Update Profile](#) | [Constant Contact Data Notice](#)

Sent by [barbara@aroundtheblock.ccsend.com](mailto:barbara@aroundtheblock.ccsend.com) powered by

