



April 12, 2024

---

We're going to revisit the book list this week. But first I have a slight bone to pick with McDonald's.

I've been listening to one of their new ads, touting the "fact" that 1 in 8 Americans have worked at McDonald's. And I don't really know what that means. Maybe that McDonald's taught 1 out of every 8 people how to work? Meaning, it's an excellent training ground, it's an excellent work environment, and it's a great teacher of all future workers, because, ..... well, because, I guess, there are all sorts of great workers out there? The ad doesn't really clarify any of this.

I do not doubt that McDonald's is probably a great place to work. I'm making guesses here because I've never worked there and, more importantly, I don't think I know anyone who has.

Which brings me to my point: Apparently, one out of every 8 Americans has worked at McDonald's. I would think that of all the people I know, if 1 out of every 8 Americans has worked at McD's, surely I'd know quite a few people who have. And I don't.

Now, stats are weird. Are they including all Americans or just those of working age. And what, exactly, is working age. What is the "all" number they are starting with. Are we talking current year or since McDonald's first arrived on the scene? In addition, how long is long enough? Two weeks? One day? Three years? This is why stats can be easily manipulated.

And the ad suggests that McDonald's taught the world, or at least the U.S., how to work, morphing the "fact" that 1 out of 8 Americans have worked there, into McDonald's was their first place of employment. Which isn't true. And not what the stats suggested.

To get this surprising statistic, McDonald's surveyed a "representative sample" of American adults and found that 13.7 percent said they currently or formerly worked at McDonald's. This means that with a current census of 333,287,000, about 41,000,000 of us have worked at McDonald's. Now I didn't come up with these numbers. I'm stealing these tidbits from a U.S.A. Today story about all of this. And there was no clarification on how many were in the sample survey nor where the survey was taken.

But McDonald's decided to run with the numbers they found. They decided to base an ad campaign around all of this and also offer special opportunities for these 1 in 8 Americans,

calling the program the “1 in 8 initiative.” Anyone who has worked for the company will have access to special programming, special events, networking opportunities with past workers, and even special merchandize, like a 1 in 8 letterman jacket.

And while my cynical side doubts the survey and the stats, I applaud the initiative of McDonald’s to celebrate their long, and sometimes sordid history, with a celebration of its workers.

And I’ll also suggest, if you haven’t downloaded the app yet, you’re missing out on free fries on Fridays. They still charge \$2 for a drink, but it’s hard to quibble with free fries.

So the book list: Most of the book titles I’ve listed, I’ve read. In my version, the ones I’ve read are bold faced. That may not come through in the newsletter. Not all I’ll recommend. So far this year, the ones I’m reading for the list aren’t all that spectacular. With the exceptions of #s 3, 8, 9, 13, 17, 26, and 42. All good or at least okay. The best is probably #3 & 13. The not so good: #s 10 (both books), 31, and 37. I’m not quite finished with 37, and for a book with a good premise it’s got just too much panting between the main characters, if you catch my drift. I just want to tell them, get it over with and get on with the story.

1. A book with the word "leap" in the title
2. A bildungsroman "Americanah" by Chimamanda Ngozi Adichie
3. A book about a writer **Finley Donovan is Killing It** by Elle Cosimand
4. A book whose title begins with an H **H.M.S. Ulysses** by Alistair MacLean
5. A book with a sheep on the cover **Black Sheep** by Rachael Harrison
6. A book about pirates
7. A book with the word House in the title **The September House** by Cyrstal Smith Paul
8. A book and movie combination, one based off the other **The Snowman** by Jo Nesbo
9. Pick a war, any war: A book about a war, historical fiction to non fiction **City of Lies** by Victoria Thompson; **Partisans** by Alistair MacLean
10. A book from a genre you typically avoid **My Mechanical Romance** by Alexene Farol Follmuth; **My Dad’s Funnier than Your Dad** by Kelly Conway
11. A book from an animal's POV
12. A book originally published under a pen name
13. A book recommended by a bookseller **Burning Ridge** by Margaret Mizushima
14. A book recommended by a librarian
15. A book set 24 years before you were born
16. A humorous book, one that makes you laugh, not just smile
17. A book set in space **Dare Mighty Things** by Heather Kaczynski
18. A book set in the future
19. A book set in the snow **The Darkness** by Ragnar Jonnason
20. A book that came out in a year that ends with "24"
21. A book with the word secret in the title
22. A book with a dragon on the cover
23. A book with a direction in the title: North, south, east or west
24. A psychological thriller **The housemaid** by Freida McFadden
25. A book that was turned into a musical
26. A book where someone dies in the first chapter **Everyone in my Family has Killed Someone** Benjamin Stevenson
27. A book where the protagonist is female and over 50 years old **Vera Wong’s Advice for Murders** Jesse Q Sutano; **The Little Old Lady Who Broke all the Rules** by Catharina Ingelman-Sunderberg

28. A book with a neurodivergent main character
29. A book with a one-word title you had to look up in a dictionary **Marazan by Nevil Shute**
30. A book with a title that is a complete sentence **What's the Matter with Mary Jane by Candas Jane Dorsey**
31. A romance book with a pink cover **My Mechanical Romance by Alexene Farol Follmuth; Cat in a Flamingo Fedora, by Carole Nelson Douglas**
32. A book with an unreliable narrator
33. A book with the words King, Queen, Prince or Knave in the title **The Death of Kings by Rennie Airth**
34. A book with magical realism **The Cloisters by Katy Hays**
35. An award winning YA book
36. A book written during NaNoWriMo  
*Water for Elephants* by Sara Gruen.; *Persistence of Memory* by Amelia Atwater-Rhodes.; *Anna and the French Kiss* by Stephanie Perkins.; *The Night Circus* by Erin Morgenstern.; *Wool* by Hugh Howey.; *Cinder* by Marissa Meyer; *Fangirl* by Rainbow Rowell, published by St. Martin's Press ; *The Darwin Elevator* by Jason M. Hough; *Side Effects May Vary* by Julie Murphy; *Assassin's Heart* by Sarah Ahiers.; *The Forest of Hands and Teeth* by Carrie Ryan; *The Cut Out* by Jack Heath; *The Beautiful Land*, by Alan Averill; *The Wedding Date*, by Jasmine Guillory.
37. A cozy fantasy book **A Court of Thorns and Roses by Sarah Maas**
38. A book with Heaven or Hell in the title
39. A book a character in a movie or tv show is reading
40. A book with a ship on the cover **H.M.S. Ulysses by Alistair MacLean**
41. A book filled with robot characters **My Mechanical Romance by Alexene Farol Follmuth**
42. A book about a dystopian future I Keep My Exoskeletons to Myself by Marisa Crane; **Wool by Hugh Howey**
43. A gothic horror novel *The House with Good Bones* by T. Kingfisher
44. A book with 24 letters in the title
45. A Christmas horror book

---

## Spring 2024 Challenge

Buy a scrap bag (or more than one), make a quilt (top is sufficient), and bring the top to the store by JUNE 1--come to the Free block of the Month to show it, if you want. Your name will go into a drawing for a \$100 gift certificate! For each scrap bag you buy, you can enter another quilt. 3 bags, 3 quilts. 1 bag, only 1 quilt. You can also mix and match the bags, so you can buy multiple bags, swap the fabrics back & forth and make as many quilts as you buy bags. Minimum size on the quilts is 50" X 60". You can add any other fabrics to the mix as you like, but you must use some of the scraps from the bag in your quilt.

We will take a picture of you and your bag(s) when you buy so we can at least spot a couple of the scrap fabrics in your quilt. Any quilt you make counts, even quilts you make in class. Just be sure to remember which fabrics came out of the scrap bags, in case you're asked.

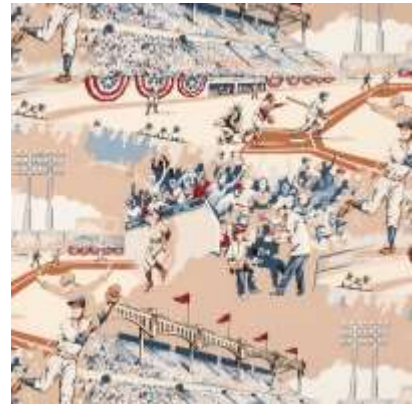
---

New Fabric

---





From Alexander Henry







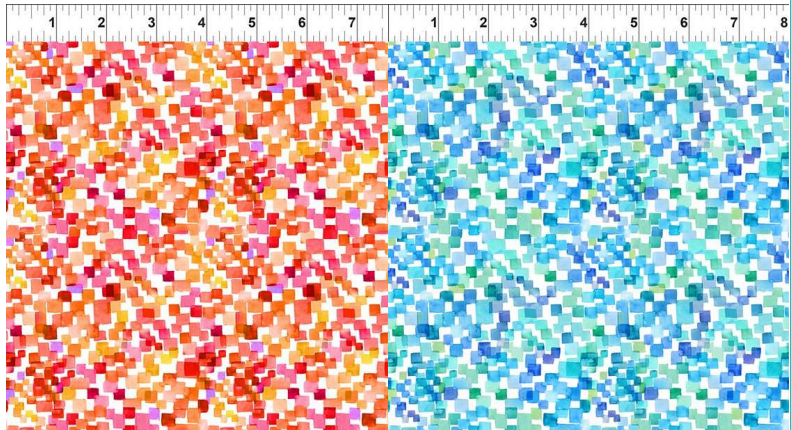



From Riley Blake






From In the Beginning: **We've made 6 kits: \$175. 4 are sold.** If you are interested, don't wait too long. We have enough fabric to make 1 more kit, maybe 2. We will have a class this summer to teach the blocks & the applique.



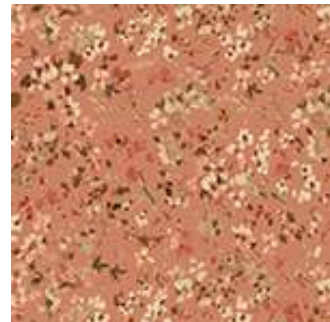

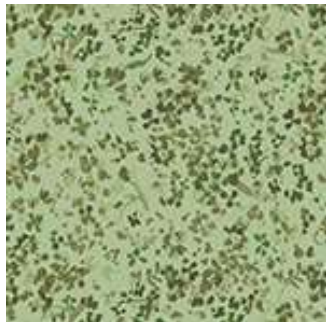





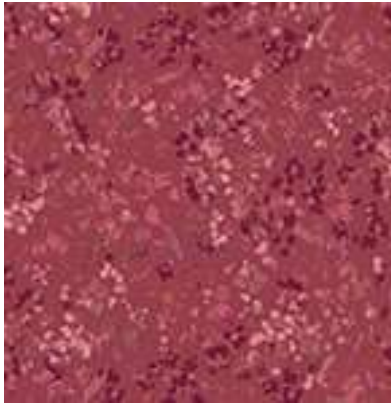


From QT--some good panels for one block wonder class in the fall

---








From Windham

---



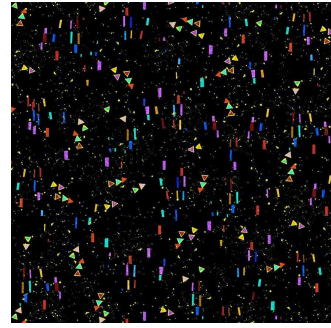

From Riley Blake, the green plus 10" square packs

---




From Hoffman

---



From Timeless Treasures



From Riley Blake



From Hoffman



---

---

## Class Notes

### Disappearing 9- patch & Disappearing Triangles Classes

Disappearing Triangles: 40 5" squares of print fabrics & 40 7" squares of various tone on tone fabrics that coordinate with the 5" squares. Also, 1/2 yard of white or background; 1/4 yard black or a contrasting dark fabric. Cut the white and black fabric into 5" squares. Need 24 white squares and 10 black squares.

## MORE CLASS NOTES

### T-Shirt Class

**I'm keeping the first class on May 4, but I am going to repeat the first class on May 11 and then hold the second class on June 1, from 1-5. I had some of my own scheduling concerns that I've fixed, so I can keep the May 4 date. But for those of you who couldn't make the May 4 class, I will repeat it on May 11. For everyone who can come on May 4, you have options: Come May 4 & June 1, come May 11 & June 1, or come all three days. LOL. Just talk to me and we can figure it out.**

---


## APRIL 2024

Sunday	Monday	Tuesday	Wednesday	Thursday	Friday	Saturday
	<b>1</b>	<b>2</b> Hand work Club 2-5	<b>3</b> Long Arm class 10:30	<b>4</b> Long Arm Rental Day	<b>5</b>	6 BOM 10:30 Machine Binding 1-4
7 CLOSED	<b>8</b>	<b>9</b> Hand work Club 2-5	<b>10</b> Knit Pickers' Club 2-5	<b>11</b> Long Arm Rental Day	<b>12</b>	13 Embroidery Club 10-noon Disappearing Triangle Quilt 1-5
14 CLOSED	<b>15</b>	<b>16</b> Hand work Club 2-5	<b>17</b> Long Arm class 10:30	<b>18</b> Long Arm Rental Day	<b>19</b>	20 Alligator Alley Quilt 10:30-4
21 CLOSED	<b>22</b>	<b>23</b> Hand work Club 2-5 Full Moon	<b>24</b> Knit Pickers' Club 2-5	<b>25</b> Long Arm Rental Day	<b>26</b>	27 Big Foot Quilt 10:30-4
28 CLOSED	<b>29</b>	<b>30</b> Hand work Club 2-5				Color of the month: yellow

MAY 2024						
Sunday	Monday	Tuesday	Wednesday	Thursday	Friday	Saturday
			1 Long Arm class 10:30	2 Long Arm Rental Day	3	4 BOM 10:30 T-shirt Quilt Part I 1-5
5 CLOSED	6	7 Hand work Club 2-5	8 Knit Pickers' Club 2-5	9 Long Arm Rental Day	10	11 Embroidery Club 10-noon T-shirt Quilt Part II 1-5
12 CLOSED	13	14 Hand work Club 2-5	15 Long Arm class 10:30	16 Long Arm Rental Day	17	18 Strip Quilts 10:30-4
19 CLOSED	20	21 Hand work Club 2-5	22 Knit Pickers' Club 2-5	23 Long Arm Rental Day <b>Full Moon</b>	24	25 Kirista Moser Weekend: Flutterby Frolic: Kirista Moser Quilt 10:30-4
26 Kirista Moser weekend 1-5	27 Kirista Moser weekend 10:30-5	28	29	30 Long Arm Rental Day	31	Color of the month: whites

l-r Alligator Alley; Decoupage;  
Wildflower; Stack n' Whack;  
Travel Duffle; Butterfly; Jelly  
Roll Race Quilt; Disappearing 9-  
Patch; Disappearing Triangles;  
Flutterby; Hunter's Star; Big Foot





Please look on the calendars above for times and dates.

#### Ongoing Classes & Clubs

**Block of the Month** First Sat of month 10:30-11:15 FREE Barb Boyer  
Join at any time. You get a free fat quarter if you come to class with the previous month's completed block. This year the challenge will be ... come in January and find out!

**Hand Embroidery Club** 2<sup>nd</sup> Sat. of the month, 10-noon FREE Kathy Sconce  
If you want to learn to hand embroider or just brush up your technique, join us on the second Saturday of the month from 10 to noon. You can work on your own projects or you can join the project we are doing, which are sheep! From Crabapple Hill

**Knit Pickers' Club** 2<sup>nd</sup> and 4<sup>th</sup> Wed of each month, 2-5 Carol Moler  
Come join our Knit Pickers= Club. We knit 2 days a month every second and fourth Wednesday, from 2-5. The Club is open to all skill levels and, despite the name, includes crocheters as well. We want to share what we've learned, find new patterns, and simply just sit and knit. We may work on some felting projects, fingerless mittens, mittens, and socks. We can even help you get started—teach you the basics.

**Hand Sewing Club** every Tuesday afternoon 2-5  
This club is open to everyone. Bring your hand sewing (embroidery, binding, knitting, crochet, etc) and sit & stitch.

## April Classes

**Disappearing Triangle Quilt Sat April 13 1-4 \$35 Barb Boyer**

This quilt is similar to the Disappearing 9-patch, but it takes the concept to a new level. This is another of the 9-patch, cut apart & put back together quilt, but it adds a triangle feature, that when made with bright colors is spectacular!

**Alligator Alley Sat April 20 10:30-4 \$40 Jean Korber**

This simple triangle quilt can be cut and sewn in a day. Okay, maybe not a day, but it is easy and yet looks complicated. We have some very cool fabric that we are holding back for class members—if you are interested in using this fabric, let me know IMMEDIATELY! We have limited quantities and we're only selling it to class members. But the cool thing about this quilt, is you can use any fun fabric you like and you'll get a gorgeous quilt.

**Big Foot Quilt—Yeti by any other name Sat April 27 10:30-4 \$45 Jean Korber**

This is an Elizabeth Hartman quilt. With luck, we will have some more Big Foot fabric in the store by class time, but right now we have some great background fabrics that will make your trees and Big Foot look like they are in the middle of a forest. Of all the Elizabeth Hartman quilts, this is one of the easiest. And if you want more Big Feet Big Foots? in your quilt, you can add extra. You can also make them all different colors, because, after all, they are magical.

## May Classes

**T-Shirt Quilt Sat May 4 & 11 1-4 \$45 Barb Boyer**

So you've got all these t-shirts and want to turn them into a quilt? It's easy, but you need the right tools. The class is taught in 2 parts: First, preparing your t-shirts, and second, designing your top—which is where I come in, because I can help with all of the math that might be involved.

**Let's Strip! Quilts Sat May 18; July 20; Sept 21 and Nov 16 10:30-4 or 5 Jean Korber and Barb Boyer \$130**

May's quilt is Daydream, which is essentially a form of a spiderweb quilt. The blocks are made from triangles cut from strip set panels. By making more stripped panels you can make the quilt as big as you like. This is a great way to use up scraps, even ones that aren't 42" wide.

**Krita Moser Flutterby Sat May 25 Jean Korber Saturday class only \$45**

**CHANGE ABOUT THE RETREAT. I AM OUT OF TOWN THAT WEEKEND, SO WE ARE NOT HAVING THE RETREAT. WE WILL TRY TO THIS AGAIN OVER ANOTHER LONG WEEKEND WHEN I AM IN TOWN.**

Jean will teach the quilt Flutterby by Krista Moser. This is a newer pattern by her and uses the same ruler, a 60 degree diamond ruler, that has become her signature ruler. If you have not done one of Moser's quilts, they are great, easy and will teach you how to handle bias. You will also meet other students who are familiar with these patterns and love them.

\*\*\*\*\*

**CLUBS**

**HAND EMBROIDERY CLUB FREE!**

If you want to learn to hand embroider or just brush up your technique, join us on the second Saturday of the month from 10 to noon. You can work on your own projects or you can join the project we are doing.

\*\*\*\*\*

**Hand Work Club FREE!**

Every Tuesday afternoon from 2-5, join us to just sit & hand stitch, crochet, bind, or knit group. Bring what you're working on, sit up at the table in front by the window and work on your projects for a while. You can get advice & suggestions from your fellow quilters and share your experiences about your projects.

\*\*\*\*\*

**Knit Pickers' Club FREE!**

This is another get-together class to sit & knit, work on our projects, share information and get some help. We will share techniques, suggest patterns, but mainly we'll sit & knit (or pick). 2<sup>nd</sup> & 4<sup>th</sup> Wednesdays 2-5.

\*\*\*\*\*

**Block of the Month Club FREE!**

First Saturday of the Month, 10:30-11:15. Join at any time. You get a free fat quarter if you come to class with the previous month's completed block.

\*\*\*\*\*

**Toad Toters Club**

On full moon days (as noted in the calendar) you will get 20% off all purchases (not otherwise discounted) that you can fit in your bag. You must bring your bag to participate.

Full Moon Days: January 25; February 24; March 25; April 23; May 23


**Discount Policy**

We will honor only one discount -- whichever is largest. You can't combine a 10% with a 25% discount to get a 35% discount. On this we can't be bribed.

**Color of the Month**

**January purple; February red; March green; April yellow; May whites**





## Nolting Quilting Machines



## Nolting Longarm Machines

Nolting has 5 main machines, each with different reaches: from 17" to 30" depending on the machine. They are sold with or without a frame, but after I saw & helped set up one of the steel frames this week, I recommend buying the frame. All machines, except for the Standard--the most economical machine-- have a stitch regulator. I recommend a stitch regulator. All machines can be equipped with a computer and there are a couple of different ones to choose from. In addition, you can get an extended table base so that you can use rulers, you can get larger bobbins on some of the models and on the frames you can get hydraulic lifts to raise and lower the tables. In the coming weeks, I will print out more information on each model.

The best entry level machine is the Fun Quilter. It comes in 17", 20" & 23" reach. It comes with the Intellistitch Equalizer stitch regulator, standard speed control, needle up/down, and fixed handles in the front & rear. This machine can also be equipped with a computer.

The Pro Machine has the Intellistitch Turbo stitch regulator, single stitch option, standard speed control, needle up/down and customizable handles in the front & rear. The Pro Machine comes in 20", 24" and 30" reach with 10-12" of inside height. There are easy dials on the front to set stitch length and other options. This machine can also be equipped with a computer.

The NV Machine is the newest in the fleet of Nolting machines. This machine has a touch screen with programmable stitch regulation. You can stitch in 4 different stitch modes plus single stitch and needleup/down. It also has an adjustable brightness LED work light. This machine can also be equipped with a computer.

---

Normal Shop Hours:  
**Monday-Saturday 10-6**  
**Sunday 1-5**

**Closed first Sunday of month (and some holidays)**  
**New Hours for Winter Time (starting Nov 5-May 22)**  
**Monday-Saturday 10-5, closed Sundays unless a class is scheduled. Then we're open 1-5. Check the schedule.**

Join the fun and come feel the difference of quality fabrics.

Happy quilting!

Sincerely, Barbara Boyer  
Around the Block  
307-433-9555  
[www.aroundtheblockquilts.com](http://www.aroundtheblockquilts.com)



Around the Block | 453 Vandehie Suite 120, Cheyenne, WY 82009

[Unsubscribe office@jubjub.com](mailto:office@jubjub.com)

[Update Profile](#) | [Constant Contact Data Notice](#)

Sent by [barbara@aroundtheblock.ccsend.com](mailto:barbara@aroundtheblock.ccsend.com) powered by

