

Moonrise at 7:05. Last supermoon of the year. Should be glorious if the clouds cooperate.



September 29, 2023

The woulda, coulda, shoulda dilemma. Or the path not taken.

This post is prompted 'cause I've been reading the *Midnight Library* by Matt Haig. I am sure it is a wonderful book. It fits the Book List because it's one that is recommended by just about everyone. That's why I am reading it. But it's just not my kind of book. The protagonist is basically fed up with life, hates who she is and is considering just getting out all together.

So she winds up in the *Midnight Library*, a place of books all related to her past, including all the regrets she's had over the 35 years of her life. The main book in the library is a book of her regrets: all the things she regrets she did or did not do, during her life. It is a thick book.

And that is where the wheels went off the bus for me, so to speak. As she read off the various chapters in her *Book of Regrets*, it made me wonder, what did I regret in my life. Caveat: This is basically the point of this book. You regret all this stuff and wonder what life would have been like if you woulda, coulda, shoulda done something. I haven't finished the book yet, but I suspect that this young woman comes to learn that her life really isn't so bad. She gets to try out her "other" lives, to see whether her regrets of not doing something would have made her a happier and more fulfilled person. So far, and I'm 72% through the book, none of her "I wish I had done that" have turned out to be all that great. So she's learning.

But I was willing to play the game of regrets, which again is the point of the book, to reflect on what I have regretted not doing or doing in my life.

And I really couldn't think of anything.

Oh I wonder what would have happened if I had landed that job at Life magazine when I was 22. I applied to be a writer/photographer and I was exactly what they were looking for: someone young with talent that could be developed. But the editor asked me if I wanted to live in New York City, and I said, not really. Not the best response in a job interview. He said what about Chicago and that wasn't much better. So he thanked me for coming in. I really don't know what I was expecting when I applied for the job. Obviously I would have to work out of a big city, presumably New York, which is where Life was published. But I was 22. I wasn't sure what I really wanted. I was just looking for a job after finishing my master's degree and I think, no I know, I was scared that I was about to be offered the job.

So I do wonder what my life would have been like if I had taken that job. World traveler, renowned photographer, going to all the cool places or hot spots around the world. Writing fantastic stories accompanied by my glorious pictures. I know I would have been good enough, that wasn't the issue. And I'm not tooting my own horn here. For a young person I was a good writer and a good photographer. And everything I didn't know I would have learned on the job. Did I have the stuff to make it? Probably. But....

Do I regret not taking that path? Regret is way too strong of a word. I am curious what my life would have been like if I had done that. But the choices that landed me in Wyoming and all of the things that have happened because of those choices would never have come to be. So regret isn't really the issue. And that's probably the only "road not taken" choice in my life, where I had two very different paths I could follow and I chose one and not the other. Do I have other regrets?

I've had other "what if I had done that" moments, although none quite as life changing. Could I have been an Olympic swimmer? I was regional good when I was a kid, but to get to national good required a whole 'nother level of dedication that just wasn't in me. I could have landed a teaching job at a college in Fremont, Nebraska, but my desire to be able to grow tomatoes couldn't overcome the significant pay cut I'd have to endure. I probably could have gotten a teaching job at CSU, but I was more interested in teaching than in doing research and writing papers for journals, which is what is expected of professors. That's why so many classes are taught by grad students.

But those aren't regrets. They are interesting what ifs. Same thing applies to trinkets I wish, not regretted, I had purchased while in Germany, or not getting to Antarctica when I was only 200 miles away. I can still go to Antarctica, if I want. That's called a bucket list of things and places to do and go. If I can't make it there, will I regret it? Maybe, but regret is a strong word.

And why I think it's the wrong word for many of the "regrets" the character in the book agonizes over. She regrets not living a more healthy life, not getting enough exercise, not telling friends and family you love them, not doing more for the environment, not traveling to X (fill in the blank, like Australia, New Zealand, Hong Kong, etc.) wasting so much time on social media, not studying certain subjects in school, not becoming proficient in a foreign language, not doing a gap year after college, not.... I mean the number and nature of her regrets are so numerous and so huge that it's no wonder she can't function in life. And as a result, one of her regrets is not learning how to be happier.

So when I hit the chapter of her regrets, early on in the book, I realized that the book wasn't aimed at me. And I realized I really didn't care if she regretted not going to Australia with a friend. Caveat: This is why you don't want me in your book club. I tend to trash books that are otherwise best selling, top rated by those in the know, and otherwise considered the book of the year

to read. But clearly it got me thinking and appreciating the life I do have. And I guess that's the point of the book.

So in case you're wondering, I will finish the book. I do want to figure out whether this young woman learns that her life has been just fine, the choices she's made were good for her, and that she can live a happy life.

On a side note, I will tell you that I'm not planning on finishing a different book, Home Alone (which apparently has been made into a PBS movie), another choice made because of the Reading List. It's about a couple, who apparently are living a perfect life until the wife comes home to find that her house has been sold out from under her by her cheating husband. As I was describing the book, and its inanities, to the handwork group, Ann said she had just seen something like that on PBS and the husband had killed some people in a hit and run, and I interrupted and said, yeah that's the book. So I got Ann to tell me the end of the story so I didn't have to waste time finishing the book.

Do I regret that decision? Not one bit.

What's New

Two new quilts from In the Beginning fabrics will be coming in December and March. On both, I will be taking down payments for preordering the kits. I will have approximate pricing in a couple of weeks (freight plays a part in pricing, and that's all over the map these days). If you are interested, let me know. The number of kits are limited to 6, right now.

The kits for the "circle" In the Beginning quilt will be finished next week. We are short two bolts which should come next week. Regardless, we will have the kits priced and the remaining fabric released for sale by Wednesday.



Decoupage, a simple and stunning quilt done with lots of black and white.
87" X 104






Sew Spring: We will do this as a class, starting in April or May. It will be taught as a "block(s) of the month," over a several month period, going into summer.
85" X 97"




From RJR





From In the Beginning: Once we get this kitted, the fabric will be available for sale. **Kits will be cut next week.**

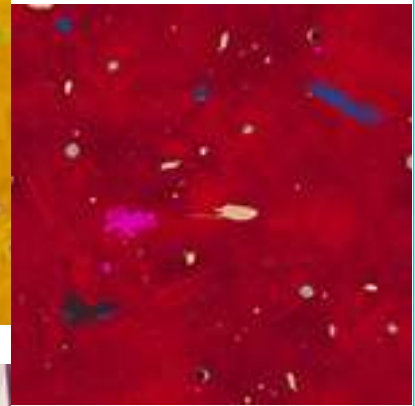



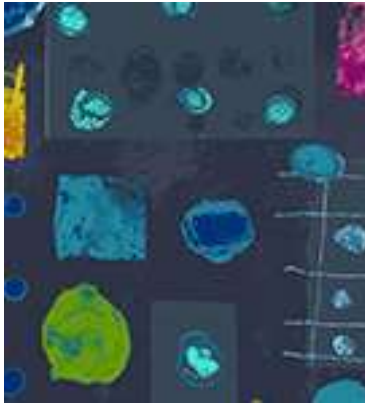


From P & B--we got 6 fabrics in,
I could only capture a few of the
thumbnails



From Windham








From Island Batiks, this blue snowflake is also available in a lighter blue, **and we just 2 more bolts of silvery blues.**





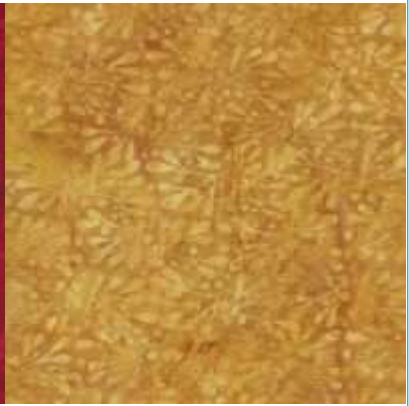
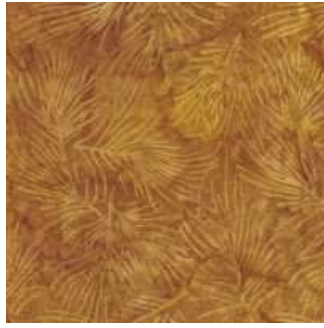
From Windham. The cowboy ones are flannel





From Henry Glass & 3 Wishes







From Island Batiks




From P & B







From Windham

Fall Newsletter



It's hard to grab pics of everything. I don't have pics of the Trip Around the World, Chit Chat, one of the Happy Haunting. But samples are in the store. From upper left: Wildflower Path, Lone Star, Applique Tree, Happy Haunting, Bargello, tree skirt.





**New Class on the Schedule!
Create a Quilt Journal from a
Composition Notebook Tuesday
Oct 24, 2-5 \$40
Susan Vincenzes**

Learn how to create a fancy Quilt Journal, or a Travel Journal, or a Special Event Journal from a simple composition notebook. Susan will walk you through the steps of transforming a basic notebook into a treasured journal, by using decorative papers, stickers, labels...almost anything you want. These journals can commemorate a special quilt, a travel adventure, or a special event like a birthday or anniversary. She will teach you how to use the decorative papers, how to make tabbed sections within the journal and how to add pockets—just a few of the fun things you can do to transform your notebook into a journal.

Cost of the class includes the kit—notebook, decorative papers, label, stickers and other decorative items. Other supplies will be provided by Susan for use in class. When you sign up, pick up a supply sheet for the rest of your materials that you will need in class.



Please look on the calendars for times and dates.

Ongoing Classes & Clubs

Block of the Month First Sat of month 10:30-11:15 FREE Barb Boyer

Join at any time. You get a free fat quarter if you come to class with the previous month's completed block. This year the challenge will be Starry Skies. Challenge #1 is to use at least 25 different fabrics in the quilt – should be easy. Challenge #2 is to choose backgrounds for the blocks that aren't the typical cream/white neutrals that we generally use. Instead, we will mix it up a bit, using both traditional backgrounds for some blocks, and then choosing "colors" in both light and dark fabrics for other blocks.

Hand Embroidery Club 2nd Sat. of the month, 10-noon FREE Kathy Sconce

If you want to learn to hand embroider or just brush up your technique, join us on the second Saturday of the month from 10 to noon. You can work on your own projects or you can join the project we are doing, which is Garden Belles. Each block features a lady in vintage costume, in the garden, or similar outdoor setting. These are old fashioned ladies in dresses, which offer all sorts of stitchery creativity.

Knit Pickers' Club 2nd and 4th Wed of each month, 2-5 Carol Moler

Come join our Knit Pickers= Club. We knit 2 days a month every second and fourth Wednesday, from 2-5. The Club is open to all skill levels and, despite the name, includes crocheters as well. We want to share what we've learned, find new patterns, and simply just sit and knit. We may work on some felting projects, fingerless mittens, mittens, and socks. We can even help you get started—teach you the basics.

Hand Sewing Club every Tuesday afternoon 2-5

This club is open to everyone. Bring your hand sewing (embroidery, binding, knitting, crochet, etc) and sit & stitch.

September classes

Beginning Quilting 8 weeks \$65 Barb Boyer Starting Sun Sept 10

This comprehensive 8-week course will introduce to you almost everything you need to know about piecing a quilt top. Along the way you will learn about color, batting, thread, machines and various techniques to give you the skills to make almost any quilt.

POSTPONED: Chit Chat, an English Paper Piecing Project Mon Sept 4 1-4 and Sat Oct 7, 1-4 \$40 Barb Boyer I will be gone the first Sat in Oct. I will reschedule, either in Nov or Dec, and maybe on a week day, if that suits everyone's schedule. I will be in touch with those who are interested in this class.

English paper-piecing is a method of piecing by hand. Essentially, you work with paper templates, baste the fabric edges over the template, and then sew the prepared pieces together using a tight whipstitch on the edges. Yes, this is a slow quilting kind of project, but it is perfect for keeping hands busy in the car, in meetings, in doc offices, on planes and all the places you can't haul a sewing machine. And the technique is simple to learn and master. The Chit Chat part of this quilt is finding "chit chat" fabrics that have meaning to your life. For example my fabrics include ones that remind me of my family members, my dogs & cats, where I've lived, and my other interests. Each fabric has a story. Start searching for your meaningful fabrics, small prints are best. We can also share our fabrics, so be sure to bring your novelty fabrics to class that you are willing to share. We also have a big box of left over fabrics that you can dig through to supplement your own fabrics.

Trip Around the World Sept 30 & Oct 28 10:30-4 \$45 Barb

The Trip Around the World quilt is another classic quilt. But this one has a special twist: The center is on point! You will need 8 fabrics for the "trip" part, plus two borders. Pattern will be given out in class, but when you sign up please ask for fabric requirements so you can get started picking your fabrics. We will help with that as well.

October Classes

Chit Chat, an English Paper Piecing Project Sat Oct 7, 1-4 \$40 Barb Boyer On going

Lone Star Sat Sept 23 & Oct 21 10:30-4 Jean Korber \$45 Ongoing

Pot Luck Sat Sept 9, Oct 14, Nov 11 \$45 Barb Boyer On going

Trip Around the World Sept 30 & Oct 28 10:30-4 \$45 Barb Boyer Ongoing

November Classes

Paper Pieced Tree Skirt Nov 4 1-4 \$30 Barb Boyer

Ah, paper piecing. This quilt is a free pattern, done with wedges. Parts of the wedges are paper pieced, then the wedges are sewn together to form a circular tree skirt. Paper piecing is easy and this quilt is not complicated, so if you haven't learned how to paper piece, this is the project for you.

Bargello Saturday Nov 21 10-4 \$40 Jean Korber

Bargello is a form of strip piecing, similar to Trip Around the World, but the panels you make are sliced into different widths, creating a cascading effect of colors.

Fat Quarter Class Quilts Show and Tell Sat Nov 25 11-noon (or longer as needed)

To everyone from this spring's Fat Quarter class: Bring your completed quilts or quilt tops to the shop for a show and tell on shop Small Business Saturday! To everyone else: Come see the quilts and learn what we are going to do in the spring!

Pot Luck Sat Sept 9, Oct 14, Nov 11 \$45 Barb Boyer On going

December Classes

Cathedral Window Ornament Dec 2 1-4 \$25 \$30 Barb Boyer

The Cathedral Window quilt block is a traditional quilt block made with a folded construction technique resulting in a dimensional block. While the block is not complicated, it requires a little time and a little patience. Consequently, we will teach the block as an ornament: You only have to make one and then you can decide if you want to make an entire quilt. These are spectacular quilts, meant to mimic the stained glass windows in churches.

Wildflower Paths Saturday Dec 9 1-5 \$30 Barb Boyer

This quilt may look hard, but it's the fabric that makes the stripes! So there is no piecing to make the individual blocks. This is another free pattern. If you need a quick Christmas gift, this would be it.

Attic Window Sat Dec 16 10:30-4 Barb Boyer \$40

This quilt is another Jason Yenter showcase quilt! I've called it Attic Window, because the main block is the traditional attic window block. We will use the Marvelous Miters method of making the block (easiest way to make accurate attic window blocks), and then I'll show you an easy way to make the circles so you will have no raw edges. The circles will then be appliqued using invisible thread (if you want to) and a blind hem stitch on your machine.

CLUBS

HAND EMBROIDERY CLUB FREE!

If you want to learn to hand embroider or just brush up your technique, join us on the second Saturday of the month from 10 to noon. You can work on your own projects or you can join the project we are doing.

Hand Work Club FREE!

Every Tuesday afternoon from 2-5, join us to just sit & hand stitch, crochet, bind, or knit group. Bring what you're working on, sit up at the table in front by the window and work on your projects for a while. You can get advice & suggestions from your fellow quilters and share your experiences about your projects.

Knit Pickers' Club FREE!

This is another get-together class to sit & knit, work on our projects, share information and get some help. We will share techniques, suggest patterns, but mainly we'll sit & knit (or pick).

Block of the Month Club FREE!

First Saturday of the Month, 10:30-11:15. Join at any time. You get a free fat quarter if you come to class with the previous month's completed block.

Toad Toters Club

On full moon days (as noted in the calendar) you will get 20% off all purchases (not otherwise discounted) that you can fit in your bag. You must bring your bag to participate.

Full Moon Days: August 1 and a blue moon on August 30. Watch for something special!
September 29; October 28 ; November 27; December 26.

Discount Policy

We will honor only one discount -- whichever is largest. You can't combine a 10% with a 25% discount to get a 35% discount. On this we can't be bribed.

Color of the Month

August: blacks; September: orange; October: green; November: flowers; December: red

September 2023

Sunday	Monday	Tuesday	Wednesday	Thursday	Friday	Saturday
					1	2 BOM 10:30 Finish your quilt sale: 20% off backings, bindings and <u>battings</u> Fun, Fusible easy tree applique 1-4 \$35
3 CLOSED	4 Chit Chat, English Paper <u>Piecing</u> 1-4 \$40	5 Hand work Club 2-5	6 Long Arm class 10:30	7 Long Arm Rental Day	8	9 Embroidery Club 10- noon Potluck \$45
10 Beginning Quilting 1-4 \$65	11	12 Hand work Club 2-5	13 Knit Pickers' Club 2-5	14 Long Arm Rental Day	15	16 Happy Haunting 10:30-4 <u>\$40</u>

17	18	19	20	21	22	23
Beginning Quilting 1-4 \$65		Hand work Club 2-5	Long Arm class 10:30	Long Arm Rental Day		Lone Star 10:30-4 <u>\$45</u>
24	25	26	27	28	29	30
Beginning Quilting 1-4 \$65		Hand work Club 2-5	Knit Pickers' Club 2-5	Long Arm Rental Day	Full moon	Trip Around the <u>World 10:30-4</u> \$45
Color of the month: orange						

October 2020

Sunday	Monday	Tuesday	Wednesday	Thursday	Friday	Saturday
1 Beginning Quilting 1-4 \$65	2	3 Hand work Club 2-5	4 Long Arm class 10:30	5 Long Arm Rental Day	6	7 BOM 10:30 Finish your quilt sale: 20% off backings, bindings and <u>battings</u> Chit Chat, English Paper <u>Piecing 1-</u> 4
8	9	10 Hand work Club 2-5	11 Knit Pickers' Club 2-5	12 Long Arm Rental Day	13	14 Embroidery Club 10- noon Potluck
15 Beginning Quilting 1-4 \$65	16	17 Hand work Club 2-5	18 Long Arm class 10:30	19 Long Arm Rental Day	20	21 Lone Star 10:30-4

22	23	24	25	26	27	28
Beginning Quilting 1-4 \$65		Hand work Club 2-5	Knit Pickers' Club 2-5	Long Arm Rental Day		Full moon Trip Around the <u>World 10:30-4</u>
29	30	31				
Beginning Quilting 1-4 \$65		Hand work Club 2- 5				Color of the month:

November 2023


Sunday	Monday	Tuesday	Wednesday	Thursday	Friday	Saturday
			1 Long Arm class 10:30	2 Long Arm Rental Day	3	4 BOM 10:30 Finish your quilt sale: 20% off backings, bindings and <u>battings</u> Tree Skirt 1-4 <u>\$30</u>
5 Beginning Quilting 1- 4 \$65	6	7 Hand work Club 2-5	8 Knit Pickers' Club 2-5	9 Long Arm Rental Day	10	11 Embroidery Club 10-noon Potluck
12 CLOSED	13	14 Hand work Club 2-5	15 Long Arm class 10:30	16 Long Arm Rental Day	17	18 Bargello 10:30- <u>4</u> <u>\$40</u>

19	20	21	22	23	24	25
CLOSED		Hand work Club 2-5	Knit Pickers' Club 2-5	CLOSED Thanksgiving	Black Friday Sale	Shop Small Business Sale TBA Show & Tell Fat Quarter Class Quilts 11-noon
26	27	28	29	30		
CLOSED	Full moon	Hand work Club 2-5	Long Arm class 10:30	Long Arm Rental Day		Color of the month: Flowers

December 2023

Sunday	Monday	Tuesday	Wednesday	Thursday	Friday	Saturday
					1	2
Color of the month: red						BOM 10:30 Finish your quilt sale: 20% off backings, bindings and <u>battings</u> Cathedral Window Ornament 1-4 <u>\$25</u>
3	4	5	6	7	8	9
CLOSED		Hand work Club 2-5	Long Arm class 10:30	Long Arm Rental Day Long Arm Rental Day		Embroidery Club 10-noon Wildflower Path 1-5 <u>\$30</u>

10	11	12	13	14	15	16
CLOSED		Hand work Club 2-5	Knit Pickers' Club 2-5	Long Arm Rental Day		Attic Window 10-4 <u>\$40</u>
17	18	19	20	21	22	23
CLOSED		Hand work Club 2-5	Long Arm class 10:30	Long Arm Rental Day		
24	25	26	27	28	29	30
CLOSED	CLOSED	Hand work Club 2-5 Full moon	Knit Pickers' Club 2-5		Customer Appreciation Pre Sale for Toad toters 10-5	Customer Appreciation <u>Sale 10-3</u>
31						
CLOSED						



Nolting Quilting Machines



Nolting Longarm Machines

Nolting has 5 main machines, each with different reaches: from 17" to 30" depending on the machine. They are sold with or without a frame, but after I saw & helped set up one of the steel frames this week, I recommend buying the frame. All machines, except for the Standard--the most economical machine-- have a stitch regulator. I recommend a stitch regulator. All machines can be equipped with a computer and there are a couple of different ones to choose from. In addition, you can get an extended table base so that you can use rulers, you can get larger bobbins on some of the models and on the frames you can get hydraulic lifts to raise and lower the tables. In the coming weeks, I will print out more information on each model.

The best entry level machine is the Fun Quilter. It comes in 17", 20" & 23" reach. It comes with the Intellistitch Equalizer stitch regulator, standard speed control, needle up/down, and fixed handles in the front & rear. This machine can also be equipped with a computer.

The Pro Machine has the Intellistitch Turbo stitch regulator, single stitch option, standard speed control, needle up/down and customizable handles in the front & rear. The Pro Machine comes in 20", 24" and 30" reach with 10-12" of inside height. There are easy dials on the front to set stitch length and other options. This machine can also be equipped with a computer.

The NV Machine is the newest in the fleet of Nolting machines. This machine has a touch screen with programmable stitch regulation. You can stitch in 4 different stitch modes plus single stitch and needle up/down. It also has an adjustable brightness LED work light. This machine can also be equipped with a computer.

Normal Shop Hours:
Monday-Saturday 10-6
Sunday 1-5

Closed first Sunday of month (and some holidays)

New Hours for Winter Time (starting Nov 7-May 22)

Monday-Saturday 10-5, closed Sundays unless a class is scheduled. Then we're open 1-5. Check the schedule.

Join the fun and come feel the difference of quality fabrics.

Happy quilting!

Sincerely, Barbara Boyer
Around the Block
307-433-9555
www.aroundtheblockquilts.com



Around the Block | 453 Vandehie Suite 120, Cheyenne, WY 82009

[Unsubscribe office@jubjub.com](mailto:office@jubjub.com)

[Update Profile](#) | [Constant Contact Data Notice](#)

Sent by barbboy@msn.com powered by

