



September 8, 2023

So I worry about the strangest things.

For example, my hair. I am of the age where most people start to go gray. I'm not. I do have some "plastic" hair, hair that is essentially colorless. But it's not gray. Most people would say, that's great! But I worry that people may think I dye my hair and wonder why I've chosen such a drab color. It's not even the dishwasher blonde color from my teenage years. It's not even mousy brown. It's just kind of off color light brownish with no highlights.

Don't get me wrong. I don't mind my hair color. If I minded, I would dye it. But I worry what other people think of my color and whether they think I deliberately dye it that color.

So why am I worrying about this, you ask. Well, my 50th high school reunion is coming up, and.....I'm going. Everyone there will either be bald, gray haired or platinum blonde. Maybe a few pink & purple hairs. And then there's me. And they will all wonder....why did she choose....

I also worry about Yellowstone blowing up. I didn't use to worry about this until I read Bill Bryson's book, *A Short History of Nearly Everything*, and learned about the supervolcano that is Yellowstone. That was about 30 years ago. But I haven't been worrying about that for 30 years. No the panic began as I was reading *Supervolcano: Eruption* by Harry Turtledove. This book fits the booklist category of alternate historical reality, otherwise I probably would have quit reading it. And not because it was causing me panic; it was because it was a terrible read.

In the book, Yellowstone blows up. But not before the various characters are established, each of whom has separate stories that get told. Have you ever watched any of the multiple narrative, ensemble cast movies like *Towering Inferno*, *Love Actually*, *Contagion*, *Airport*, etc. Various unrelated cast members tell individual stories that usually kind of come together at the end. That's the plot device for *Supervolcano: Eruption*. It's rather annoying.

The book is more invested with the various characters (whom I could never keep straight) than with the actual eruption. I actually missed the sentence (I'm listening to the book, not reading it) about what happened to Wyoming. The scientist (one of the characters that you follow) who is in Yellowstone when it starts to erupt, and manages to get to Montana before the caldera completely blows, and then the character in Colorado who wakes up to ash falling and she manages to get to Kansas. And another character in a plane over Nebraska who manages to survive after the plane turns around and lands in a lake.

But Wyoming? I think the author said the state was toast, or the equivalent to that. And there was no further discussion. And it makes sense, in a way. Not that many people live here, so there's not that much to tell, especially if no one survives the explosion. "And Wyoming was covered in feet of volcanic ash." End of story.

But I wanted to know where I would go, and how much time I'd have before the ash covered me completely, and what I should take, and how far I should go and in what direction. I also resolved to keep my car gassed up, because if the power went out, I wouldn't be able to get gas and then how far could I get. The woman in the story who lived in Denver only got as far as mid Kansas before her car quit, because of the ash. And then she had to live in a refuge camp for the rest of her life. Or at least until the end of the story. I certainly don't want to end up like that.

I worried about this for days. I've always assumed that Cheyenne was far enough away that I would have time to escape. Now, based on a ridiculous disaster book, I'm not so sure.

I also worry that I won't live long enough to read all of the books I want to read. But sometimes I just can't dive into those historical non fiction books about the revolutionary war, or the biographies of various famous long dead people. I figure I have plenty of time for those things, but I'm beginning to worry that my book list is way longer than my years to read.

I worry about other things, normal things, like will I need to put in air conditioning at my house because of climate change, will I have to buy a new car eventually or will this one last for 30 more years, or will the political state of our country drive me to relocate in Canada or a Caribbean island, or will I ever get to Antarctica, or should I buy another riding lawn mower or just hire a service for next year. You know, normal kind of things.



But most of the things you worry about, you can't control. So it's better to be happy instead. Or use Newt Scamander's philosophy, from *Fantastic Beasts and Where to Find them*:

Jacob: Tell me — has anyone ever believed you when you told them not to worry?
Newt: My philosophy is that worrying means you suffer twice.

What's New






From Henry Glass & 3 Wishes

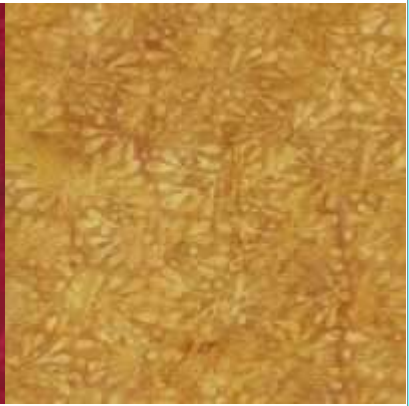
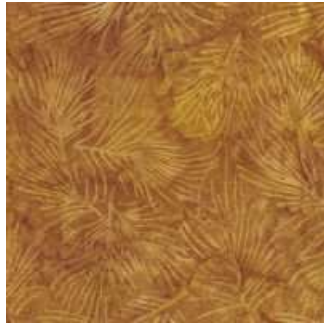




From In the Beginning. We have 3 kits using this fabric.









From Island Batiks




From P & B








From Windham





From Henry Glass






Also in orange



From P & B Textiles Happy Haunting



Fall Newsletter



It's hard to grab pics of everything. I don't have pics of the Trip Around the World, Chit Chat, one of the Happy Haunting. But samples are in the store. From upper left: Wildflower Path, Lone Star, Applique Tree, Happy Haunting, Bargello, tree skirt.



Please look on the calendars for times and dates.

Ongoing Classes & Clubs

Block of the Month First Sat of month 10:30-11:15 FREE Barb Boyer

Join at any time. You get a free fat quarter if you come to class with the previous month's completed block. This year the challenge will be Starry Skies. Challenge #1 is to use at least 25 different fabrics in the quilt – should be easy. Challenge #2 is to choose backgrounds for the blocks that aren't the typical cream/white neutrals that we generally use. Instead, we will mix it up a bit, using both traditional backgrounds for some blocks, and then choosing "colors" in both light and dark fabrics for other blocks.

Hand Embroidery Club 2nd Sat. of the month, 10-noon FREE Kathy Sconce

If you want to learn to hand embroider or just brush up your technique, join us on the second Saturday of the month from 10 to noon. You can work on your own projects or you can join the project we are doing, which is Garden Belles. Each block features a lady in vintage costume, in the garden, or similar outdoor setting. These are old fashioned ladies in dresses, which offer all sorts of stitchery creativity.

Knit Pickers' Club 2nd and 4th Wed of each month, 2-5 Carol Moler

Come join our Knit Pickers= Club. We knit 2 days a month every second and fourth Wednesday, from 2-5. The Club is open to all skill levels and, despite the name, includes crocheters as well. We want to share what we've learned, find new patterns, and simply just sit and knit. We may work on some felting projects, fingerless mittens, mittens, and socks. We can even help you get started—teach you the basics.

Hand Sewing Club every Tuesday afternoon 2-5

This club is open to everyone. Bring your hand sewing (embroidery, binding, knitting, crochet, etc) and sit & stitch.

September classes

Beginning Quilting 8 weeks \$65 Barb Boyer Starting Sun Sept 10

This comprehensive 8-week course will introduce to you almost everything you need to know about piecing a quilt top. Along the way you will learn about color, batting, thread, machines and various techniques to give you the skills to make almost any quilt.

Chit Chat, an English Paper Piecing Project Mon Sept 4 1-4 and Sat Oct 7, 1-4 \$40 Barb Boyer

English paper-piecing is a method of piecing by hand. Essentially, you work with paper templates, baste the fabric edges over the template, and then sew the prepared pieces together using a tight whipstitch on the edges. Yes, this is a slow quilting kind of project, but it is perfect for keeping hands busy in the car, in meetings, in doc offices, on planes and all the places you can't haul a sewing machine. And the technique is simple to learn and master. The Chit Chat part of this quilt is finding "chit chat" fabrics that have meaning to your life. For example my fabrics include ones that remind me of my family members, my dogs & cats, where I've lived, and my other interests. Each fabric has a story. Start searching for your meaningful fabrics, small prints are best. We can also share our fabrics, so be sure to bring your

novelty fabrics to class that you are willing to share. We also have a big box of left over fabrics that you can dig through to supplement your own fabrics.

Happy Haunting Saturday Sept 16, 10:30-4 \$40 Barb Boyer

A fun, easy to make Halloween wall hanging, made with a collection from P & B fabrics. A large border stripe, panels, and flying geese make up the quilt. You can use the creative grid flying goose ruler to make all of the flying geese quickly. We'll show you how.

Pot Luck Sat Sept 9, Oct 14, Nov 11 \$45 Barb Boyer

This quilt is from the Gwen Marston and Freddie Moran quilt books, and it's a little hard to describe. Many of the blocks are free form—you just stitch fabrics together to form pinwheels log cabins, houses, trees, etc. You also can use a variety of left over blocks from other projects. Black & white fabrics are used as neutrals and function as a resting place for your eyes. We will also give out some pieced blocks and paper pieced blocks: birds, chickens, people. We will help you decide on a plan for your quilt, including the size of the quilt, how to make things fit, keeping it all together and just having fun making unusual blocks. You've got to see it and we have two samples in the store.

Lone Star Sat Sept 23 & Oct 21 10:30-4 Jean Korber \$45

The Lone Star quilt is a very traditional quilt and if you haven't made one, now is the time to learn. The star points are made from strips sewn into panels, to make the sewing easier: meaning, you don't have to cut individual diamonds & sew those back together. The quilt has Y-seam constructions, so this is another learning opportunity. It's easy. We will provide the pattern in class, but make sure when you sign up you ask for the fabric requirements so you can start picking your colors. We'll help with that, also. We've got lots of tips. And you can choose your size: smaller vs larger.

Trip Around the World Sept 30 & Oct 28 10:30-4 \$45 Barb

The Trip Around the World quilt is another classic quilt. But this one has a special twist: The center is on point! You will need 8 fabrics for the "trip" part, plus two borders. Pattern will be given out in class, but when you sign up please ask for fabric requirements so you can get started picking your fabrics. We will help with that as well.

October Classes

Chit Chat, an English Paper Piecing Project Sat Oct 7, 1-4 \$40 Barb Boyer On going

Lone Star Sat Sept 23 & Oct 21 10:30-4 Jean Korber \$45 Ongoing

Pot Luck Sat Sept 9, Oct 14, Nov 11 \$45 Barb Boyer On going

Trip Around the World Sept 30 & Oct 28 10:30-4 \$45 Barb Boyer Ongoing

November Classes

Paper Pieced Tree Skirt Nov 4 1-4 \$30 Barb Boyer

Ah, paper piecing. This quilt is a free pattern, done with wedges. Parts of the wedges are paper pieced, then the wedges are sewn together to form a circular tree skirt. Paper piecing is easy and this quilt is not complicated, so if you haven't learned how to paper piece, this is the project for you.

Bargello Saturday Nov 21 10-4 \$40 Jean Korber

Bargello is a form of strip piecing, similar to Trip Around the World, but the panels you make are sliced into different widths, creating a cascading effect of colors.

Fat Quarter Class Quilts Show and Tell Sat Nov 25 11-noon (or longer as needed)
To everyone from this spring's Fat Quarter class: Bring your completed quilts or quilt tops to the shop for a show and tell on shop Small Business Saturday! To everyone else: Come see the quilts and learn what we are going to do in the spring!

Pot Luck Sat Sept 9, Oct 14, Nov 11 \$45 Barb Boyer On going

December Classes

Cathedral Window Ornament Dec 2 1-4 \$25 \$30 Barb Boyer

The Cathedral Window quilt block is a traditional quilt block made with a folded construction technique resulting in a dimensional block. While the block is not complicated, it requires a little time and a little patience. Consequently, we will teach the block as an ornament: You only have to make one and then you can decide if you want to make an entire quilt. These are spectacular quilts, meant to mimic the stained glass windows in churches.

Wildflower Paths Saturday Dec 9 1-5 \$30 Barb Boyer

This quilt may look hard, but it's the fabric that makes the stripes! So there is no piecing to make the individual blocks. This is another free pattern. If you need a quick Christmas gift, this would be it.

Attic Window Sat Dec 16 10:30-4 Barb Boyer \$40

This quilt is another Jason Yenter showcase quilt! I've called it Attic Window, because the main block is the traditional attic window block. We will use the Marvelous Miters method of making the block (easiest way to make accurate attic window blocks), and then I'll show you an easy way to make the circles so you will have no raw edges. The circles will then be appliqued using invisible thread (if you want to) and a blind hem stitch on your machine.

CLUBS

HAND EMBROIDERY CLUB FREE!

If you want to learn to hand embroider or just brush up your technique, join us on the second Saturday of the month from 10 to noon. You can work on your own projects or you can join the project we are doing.

Hand Work Club FREE!

Every Tuesday afternoon from 2-5, join us to just sit & hand stitch, crochet, bind, or knit group. Bring what you're working on, sit up at the table in front by the window and work on your projects for a while. You can get advice & suggestions from your fellow quilters and share your experiences about your projects.

Knit Pickers' Club FREE!

This is another get-together class to sit & knit, work on our projects, share information and get some help. We will share techniques, suggest patterns, but mainly we'll sit & knit (or pick).

Block of the Month Club FREE!

First Saturday of the Month, 10:30-11:15. Join at any time. You get a free fat quarter if you come to class with the previous month's completed block.

Toad Toters Club

On full moon days (as noted in the calendar) you will get 20% off all purchases (not otherwise discounted) that you can fit in your bag. You must bring your bag to participate.

Full Moon Days: August 1 and a blue moon on August 30. Watch for something special!
September 29; October 28 ; November 27; December 26.

Discount Policy

We will honor only one discount -- whichever is largest. You can't combine a 10% with a 25% discount to get a 35% discount. On this we can't be bribed.

Color of the Month

August: blacks; September: orange; October: green; November: flowers; December: red

September 2023

Sunday	Monday	Tuesday	Wednesday	Thursday	Friday	Saturday
					1	2 BOM 10:30 Finish your quilt sale: 20% off backings, bindings and <u>battings</u> Fun, Fusible easy tree applique 1-4 \$35
3 CLOSED	4 Chit Chat, English Paper <u>Piecing</u> 1-4 \$40	5 Hand work Club 2-5	6 Long Arm class 10:30	7 Long Arm Rental Day	8	9 Embroidery Club 10- noon Potluck \$45
10 Beginning Quilting 1-4 \$65	11	12 Hand work Club 2-5	13 Knit Pickers' Club 2-5	14 Long Arm Rental Day	15	16 Happy Haunting 10:30-4 <u>\$40</u>

17	18	19	20	21	22	23
Beginning Quilting 1-4 \$65		Hand work Club 2-5	Long Arm class 10:30	Long Arm Rental Day		Lone Star 10:30-4 <u>\$45</u>
24	25	26	27	28	29	30
Beginning Quilting 1-4 \$65		Hand work Club 2-5	Knit Pickers' Club 2-5	Long Arm Rental Day	Full moon	Trip Around the World 10:30-4 \$45
Color of the month: orange						

October 2020

Sunday	Monday	Tuesday	Wednesday	Thursday	Friday	Saturday
1 Beginning Quilting 1-4 \$65	2	3 Hand work Club 2-5	4 Long Arm class 10:30	5 Long Arm Rental Day	6	7 BOM 10:30 Finish your quilt sale: 20% off backings, bindings and <u>batings</u> Chit Chat, English Paper <u>Piecing 1-4</u>
8	9	10 Hand work Club 2-5	11 Knit Pickers' Club 2-5	12 Long Arm Rental Day	13	14 Embroidery Club 10-noon Potluck
15 Beginning Quilting 1-4 \$65	16	17 Hand work Club 2-5	18 Long Arm class 10:30	19 Long Arm Rental Day	20	21 Lone Star 10:30-4

22	23	24	25	26	27	28
Beginning Quilting 1-4 \$65		Hand work Club 2-5	Knit Pickers' Club 2-5	Long Arm Rental Day		Full moon Trip Around the <u>World 10:30-4</u>
29	30	31				
Beginning Quilting 1-4 \$65		Hand work Club 2- 5				Color of the month:

November 2023


Sunday	Monday	Tuesday	Wednesday	Thursday	Friday	Saturday
			1 Long Arm class 10:30	2 Long Arm Rental Day	3	4 BOM 10:30 Finish your quilt sale: 20% off backings, bindings and <u>battings</u> Tree Skirt 1-4 <u>\$30</u>
5 Beginning Quilting 1- 4 \$65	6	7 Hand work Club 2-5	8 Knit Pickers' Club 2-5	9 Long Arm Rental Day	10	11 Embroidery Club 10-noon Potluck
12 CLOSED	13	14 Hand work Club 2-5	15 Long Arm class 10:30	16 Long Arm Rental Day	17	18 Bargello 10:30-4 <u>\$40</u>

19	20	21	22	23	24	25
CLOSED		Hand work Club 2-5	Knit Pickers' Club 2-5	CLOSED Thanksgiving	Black Friday Sale	Shop Small Business Sale TBA Show & Tell Fat Quarter Class Quilts 11-noon
26	27	28	29	30		
CLOSED	Full moon	Hand work Club 2-5	Long Arm class 10:30	Long Arm Rental Day		Color of the month: Flowers

December 2023

Sunday	Monday	Tuesday	Wednesday	Thursday	Friday	Saturday
					1	2
Color of the month: red						BOM 10:30 Finish your quilt sale: 20% off backings, bindings and <u>battings</u> Cathedral Window Ornament 1-4 <u>\$25</u>
3	4	5	6	7	8	9
CLOSED		Hand work Club 2-5	Long Arm class 10:30	Long Arm Rental Day Long Arm Rental Day		Embroidery Club 10-noon Wildflower Path 1-5 <u>\$30</u>

10 CLOSED	11	12 Hand work Club 2-5	13 Knit Pickers' Club 2-5	14 Long Arm Rental Day	15	16 Attic Window 10-4 <u>\$40</u>
17 CLOSED	18	19 Hand work Club 2-5	20 Long Arm class 10:30	21 Long Arm Rental Day	22	23
24 CLOSED	25 CLOSED	26 Hand work Club 2-5 Full moon	27 Knit Pickers' Club 2-5	28	29 Customer Appreciation Pre Sale for Toad toters 10-5	30 Customer Appreciation Sale <u>10-3</u>
31 CLOSED						



Nolting Quilting Machines



Nolting Longarm Machines

Nolting has 5 main machines, each with different reaches: from 17" to 30" depending on the machine. They are sold with or without a frame, but after I saw & helped set up one of the steel frames this week, I recommend buying the frame. All machines, except for the Standard--the most economical machine-- have a stitch regulator. I recommend a stitch regulator. All machines can be equipped with a computer and there are a couple of different ones to choose from. In addition, you can get an extended table base so that you can use rulers, you can get larger bobbins on some of the models and on the frames you can get hydraulic lifts to raise and lower the tables. In the coming weeks, I will print out more information on each model.

The best entry level machine is the Fun Quilter. It comes in 17", 20" & 23" reach. It comes with the Intellistitch Equalizer stitch regulator, standard speed control, needle up/down, and fixed handles in the front & rear. This machine can also be equipped with a computer.

The Pro Machine has the Intellistitch Turbo stitch regulator, single stitch option, standard speed control, needle up/down and customizable handles in the front & rear. The Pro Machine comes in 20", 24" and 30" reach with 10-12" of inside height. There are easy dials on the front to set stitch length and other options. This machine can also be equipped with a computer.

The NV Machine is the newest in the fleet of Nolting machines. This machine has a touch screen with programmable stitch regulation. You can stitch in 4 different stitch modes plus single stitch and needle up/down. It also has an adjustable brightness LED work light. This machine can also be equipped with a computer.

Normal Shop Hours:
Monday-Saturday 10-6
Sunday 1-5

Closed first Sunday of month (and some holidays)

New Hours for Winter Time (starting Nov 7-May 22)

Monday-Saturday 10-5, closed Sundays unless a class is scheduled. Then we're open 1-5. Check the schedule.

Join the fun and come feel the difference of quality fabrics.

Happy quilting!

Sincerely, Barbara Boyer
Around the Block
307-433-9555
www.aroundtheblockquilts.com



Around the Block | 453 Vandehie Suite 120, Cheyenne, WY 82009

[Unsubscribe office@jubjub.com](mailto:office@jubjub.com)

[Update Profile](#) | [Constant Contact Data Notice](#)

Sent by barbboy@msn.com powered by

