



Around the Block  
QUILT SHOP

October 13, 2023

---

---

Charlie Brown, Linus & Lucy, Sally, Peppermint Patty, Schroeder, and Marcie. I now know where Charles Schultz got his inspiration.

My high school.

Just kidding. Kinda.

I attended my 50<sup>th</sup> high school reunion last week. I know what you're thinking: I'm not old enough to have graduated from high school 50 years ago. Okay, that's not what you're thinking. You're probably thinking: What possessed you to go?

I'll admit, I was scared to go. Will I know anyone? Actually, that wasn't the real issue. Will I remember anyone, is more to the point. One class member from Cheyenne was going, so I knew I would know at least one person. She's actually the one who convinced me to go. "Are you going?" "I don't know. Are you?" That was the gist of our conversation. But it worked, and I went.

I had ulterior motives. If the reunion was a bust, I still might be able to find some Omaha/Nebraska grown tomatoes, the trees might be turning, and I'd get to see my brother. So I could salvage the weekend.

As it turned out, the only thing that didn't work well last weekend was the fall foliage. Not much had turned yet. Omaha has the greatest collection of colorwork for trees and when they turn it is remarkable. Maybe not as great as New England or Appalachia, but Omaha is easier to get to from here.

I lived one block over from Maple Street (I don't know if the street was named because of the trees or the trees were planted because of the name) in Omaha and on our block the hard maple trees lined both sides of the street, canoping overhead. The hard maples turned brilliant red and gold in October, with hints of dark green and purple in the spines of the leaves. We also had one sugar maple on the corner that produced the most amazing shades of peach colors, and there were a few oak trees scattered around, with dark mahogany leaves. I collected them all, hunting for all the best colors, and pressed them into scrap books. Note: Pressing leaves into books doesn't work really well. They tend to crumble when they dry out.

But even if the trees hadn't turned, everything else worked, including the tomatoes and the reunion. And my brother, of course. I started feeling better about going when I saw the list of attendees. I know this person, I know her, oh they are coming. And it went on and on. But the next fearful part: What will they look like? Can I even recognize them? What did I do with them at Benson—class, music, sports, newspaper?

So the night before I left I went digging for my yearbook. Nothing like doing things last minute. And...I couldn't find it. But I did discover all sorts of other things, like my mom's wedding dress and my dad's sailor pants, which my brother told me he wore as a costume and I told him I wore to school in grade school. And a scrap book.

The scrap book was remarkable. I had no idea I had kept all that stuff. I suspect my mom helped with that. But I had programs from commencement, senior banquet, concerts, an hilarious senior poll, and a card that said "In order to correctly and quickly check in, please return this card with your rental academic regalia." I guess for once in my short life, I didn't follow the rules.

So feeling a little better prepared, I headed to the first event, a social get together at a bar....on the same night that Nebraska was playing football It was Nebraska's fault, not the reunion committee. Nebraska changed its playing dates and took our night. Not that it mattered a great deal, except we were at a sports bar. If you don't know Nebraska football, you gotta understand that the stadium in Lincoln holds more people than live in the Cheyenne area, and at each home game that stadium is sold out, no matter how many years Nebraska has had a losing season. Plus, the Nebraska women's volleyball team was playing. With the hundreds hanging out for the games and the couple hundred from our reunion get together, the bar was packed.

We spent that evening drinking beer from a keg and staring at name tags. It takes a lot to puzzle through a name tag. Women had all their names on the tag: first, last from high school, last from marriage and beyond. It was simpler for the men. But we've all had cataract surgery (just guessing here because of the absence of a lot of regular glasses and the abundance of cheaters) and you just have to get up close & personal to read the tags. On chests and breasts. And then there's the split second puzzlement before you say, "Oh, yeah, how are you doing these days?" which means, I really don't remember you, but I hope you remember me?

Actually, I was surprised at how many faces I recognized and as the evening wore on more and more memories returned as more connections were made. You were Dorothy on the synchronized swimming team and I was the lion. I remember. Do you remember decorating lockers at Christmas? We sat together in home room. Wasn't he in the play? Do you remember....? No, but do you remember.....?

So, all in all, the reunion was enjoyable. I think we were a remarkable class, lots of distinguished members, everyone successful in their life long pursuits. Because, of course, we still are the Benson Bunnies, the Mighty Hares. And yes, the mascot for our school was a green rabbit. And we took great pride in that rabbit. You kinda had to.

So where does Charlie Brown come in, you ask, for those of you who remember how this post began? As I was driving home I realized that we did have a Charlie Brown and a Lucy in our class. We had several Linuses. We had Sallys, Marcies and a Peppermint Patty. We had lots of Schroeders because we were a very musical group.

The resemblance to the characters was uncanny and delightful. And when I start watching the Charlie Brown holiday cartoons, I will get to see my classmates again and remember what life was like 50 years ago.

Shudder.

---

## What's New

---

Two new quilts from In the Beginning fabrics will be coming in December and March. On both, I will be taking down payments for preordering the kits. I will have approximate pricing in a couple of weeks (freight plays a part in pricing, and that's all over the map these days). If you are interested, let me know. The number of kits are limited to 6, right now.

The kits for the "circle" In the Beginning quilt are finished. I have 4 complete kits and am only waiting on patterns to finish the rest. If you are waiting on a kit, you can pick it up. The ones I'm mailing, I should have the rest of the patterns by next week.



Decoupage, a simple and stunning quilt done with lots of black and white.  
87" X 104




Sew Spring: We will do this as a class, starting in April or May. It will be taught as a "block(s) of the month," over a several month period, going into summer.  
85" X 97"








From RJR







From In the Beginning: Once we get this kitted, the fabric will be available for sale. **Kits will be cut next week.**

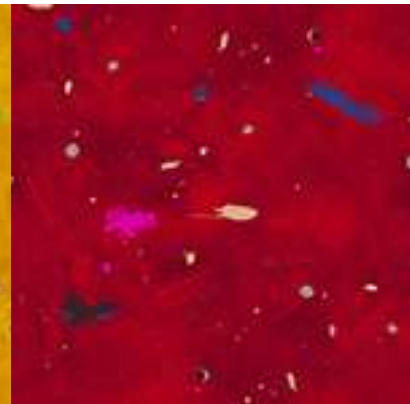



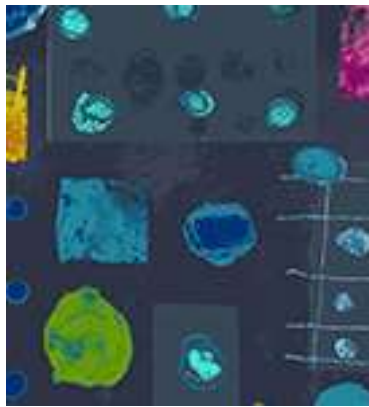
From P & B--we got 6 fabrics in,  
I could only capture a few of the  
thumbnails

---



From Windham





---

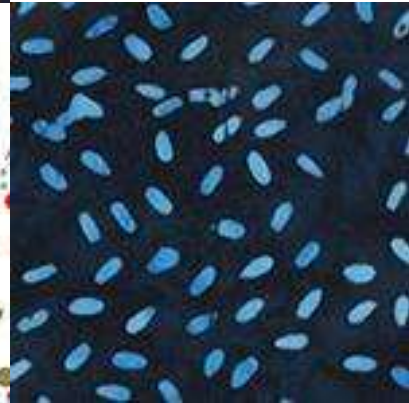
From Island Batiks, this blue snowflake is also available in a lighter blue, **and we just 2 more bolts of silvery blues.**










From Windham. The cowboy ones are flannel







From Henry Glass & 3 Wishes



From P & B

---












From Windham

---

## Fall Newsletter



It's hard to grab pics of everything. I don't have pics of the Trip Around the World, Chit Chat, one of the Happy Haunting. But samples are in the store. From upper left: Wildflower Path, Lone Star, Applique Tree, Happy Haunting, Bargello, tree skirt.



**New Class on the Schedule!  
Create a Quilt Journal from a  
Composition Notebook Tuesday  
Oct 24, 2-5 \$40  
Susan Vincenzes**

Learn how to create a fancy Quilt Journal, or a Travel Journal, or a Special Event Journal from a simple composition notebook. Susan will walk you through the steps of transforming a basic notebook into a treasured journal, by using decorative papers, stickers, labels...almost anything you want. These journals can commemorate a special quilt, a travel adventure, or a special event like a birthday or anniversary. She will teach you how to use the decorative papers, how to make tabbed sections within the journal and how to add pockets—just a few of the fun things you can do to transform your notebook into a journal.

Cost of the class includes the kit—notebook, decorative papers, label, stickers and other decorative items. Other supplies will be provided by Susan for use in class. When you sign up, pick up a supply sheet for the rest of your materials that you will need in class.



## October Classes

**Lone Star Sat Sept 23 & Oct 21 10:30-4 Jean Korber \$45 Ongoing**

**Pot Luck Sat Sept 9, Oct 14, Nov 11 \$45 Barb Boyer On going**

**Trip Around the World Sept 30 & Oct 28 10:30-4 \$45 Barb Boyer Ongoing**

## November Classes

**Paper Pieced Tree Skirt Nov 4 1-4 \$30 Barb Boyer**

Ah, paper piecing. This quilt is a free pattern, done with wedges. Parts of the wedges are paper pieced, then the wedges are sewn together to form a circular tree skirt. Paper piecing is easy and this quilt is not complicated, so if you haven't learned how to paper piece, this is the project for you.

**Bargello Saturday Nov 21 10-4 \$40 Jean Korber**

Bargello is a form of strip piecing, similar to Trip Around the World, but the panels you make are sliced into different widths, creating a cascading effect of colors.

**Fat Quarter Class Quilts Show and Tell Sat Nov 25 11-noon (or longer as needed)**

**To everyone from this spring's Fat Quarter class: Bring your completed quilts or quilt tops to the shop for a show and tell on shop Small Business Saturday! To everyone else: Come see the quilts and learn what we are going to do in the spring!**

**Pot Luck Sat Sept 9, Oct 14, Nov 11 \$45 Barb Boyer On going**

## **December Classes**

**Cathedral Window Ornament Dec 2 1-4 \$25 \$30 Barb Boyer**

The Cathedral Window quilt block is a traditional quilt block made with a folded construction technique resulting in a dimensional block. While the block is not complicated, it requires a little time and a little patience. Consequently, we will teach the block as an ornament: You only have to make one and then you can decide if you want to make an entire quilt. These are spectacular quilts, meant to mimic the stained glass windows in churches.

**Wildflower Paths Saturday Dec 9 1-5 \$30 Barb Boyer**

This quilt may look hard, but it's the fabric that makes the stripes! So there is no piecing to make the individual blocks. This is another free pattern. If you need a quick Christmas gift, this would be it.

**Attic Window Sat Dec 16 10:30-4 Barb Boyer \$40**

This quilt is another Jason Yenter showcase quilt! I've called it Attic Window, because the main block is the traditional attic window block. We will use the Marvelous Miters method of making the block (easiest way to make accurate attic window blocks), and then I'll show you an easy way to make the circles so you will have no raw edges. The circles will then be appliqued using invisible thread (if you want to) and a blind hem stitch on your machine.



# October 2020

Sunday	Monday	Tuesday	Wednesday	Thursday	Friday	Saturday
1 Beginning Quilting 1-4 \$65	2	3 Hand work Club 2-5	4 Long Arm class 10:30	5 Long Arm Rental Day	6	7 BOM 10:30 Finish your quilt sale: 20% off backings, bindings and <u>batings</u> Chit Chat, English Paper <u>Piecing 1-4</u>
8	9	10 Hand work Club 2-5	11 Knit Pickers' Club 2-5	12 Long Arm Rental Day	13	14 Embroidery Club 10-noon <b>Potluck</b>
15 Beginning Quilting 1-4 \$65	16	17 Hand work Club 2-5	18 Long Arm class 10:30	19 Long Arm Rental Day	20	21 Lone Star 10:30-4

22	23	24	25	26	27	28
Beginning Quilting 1-4 \$65		<b>Hand work Club 2-5</b>	<b>Knit Pickers' Club 2-5</b>	<b>Long Arm Rental Day</b>		<b>Full moon</b> Trip Around the <u>World 10:30-4</u>
29	30	31				
Beginning Quilting 1-4 \$65		<b>Hand work Club 2- 5</b>				<b>Color of the month:</b>

# November 2023

Sunday	Monday	Tuesday	Wednesday	Thursday	Friday	Saturday
			1 Long Arm class 10:30	2 Long Arm Rental Day	3	4 BOM 10:30 Finish your quilt sale: 20% off backings, bindings and <u>battings</u> Tree Skirt 1-4 <u>\$30</u>
5 Beginning Quilting 1- 4 \$65	6	7 Hand work Club 2-5	8 Knit Pickers' Club 2-5	9 Long Arm Rental Day	10	11 Embroidery Club 10-noon <b>Potluck</b>
12 CLOSED	13	14 Hand work Club 2-5	15 Long Arm class 10:30	16 Long Arm Rental Day	17	18 Bargello 10:30-4 <u>\$40</u>





19	20	21	22	23	24	25
CLOSED		Hand work Club 2-5	Knit Pickers' Club 2-5	CLOSED Thanksgiving	Black Friday Sale	Shop Small Business Sale TBA Show & Tell Fat Quarter Class Quilts 11-noon
26	27	28	29	30		
CLOSED	Full moon	Hand work Club 2-5	Long Arm class 10:30	Long Arm Rental Day		<b>Color of the month: Flowers</b>

# December 2023

Sunday	Monday	Tuesday	Wednesday	Thursday	Friday	Saturday
					1	2
Color of the month: red						BOM 10:30 Finish your quilt sale: 20% off backings, bindings and <u>battings</u> Cathedral Window Ornament 1-4 <u>\$25</u>
3	4	5	6	7	8	9
CLOSED		Hand work Club 2-5	Long Arm class 10:30	Long Arm Rental Day Long Arm Rental Day		Embroidery Club 10-noon Wildflower Path 1-5 <u>\$30</u>

10 CLOSED	11	12 Hand work Club 2-5	13 Knit Pickers' Club 2-5	14 Long Arm Rental Day	15	16 Attic Window 10-4 <u>\$40</u>
17 CLOSED	18	19 Hand work Club 2-5	20 Long Arm class 10:30	21 Long Arm Rental Day	22	23
24 CLOSED	25 CLOSED	26 Hand work Club 2-5 Full moon	27 Knit Pickers' Club 2-5	28	29 Customer Appreciation Pre Sale for Toad toters 10-5	30 Customer Appreciation Sale <u>10-3</u>
31 CLOSED						



## Nolting Quilting Machines



## Nolting Longarm Machines

Nolting has 5 main machines, each with different reaches: from 17" to 30" depending on the machine. They are sold with or without a frame, but after I saw & helped set up one of the steel frames this week, I recommend buying the frame. All machines, except for the Standard--the most economical machine-- have a stitch regulator. I recommend a stitch regulator. All machines can be equipped with a computer and there are a couple of different ones to choose from. In addition, you can get an extended table base so that you can use rulers, you can get larger bobbins on some of the models and on the frames you can get hydraulic lifts to raise and lower the tables. In the coming weeks, I will print out more information on each model.

The best entry level machine is the Fun Quilter. It comes in 17", 20" & 23" reach. It comes with the Intellistitch Equalizer stitch regulator, standard speed control, needle up/down, and fixed handles in the front & rear. This machine can also be equipped with a computer.

The Pro Machine has the Intellistitch Turbo stitch regulator, single stitch option, standard speed control, needle up/down and customizable handles in the front & rear. The Pro Machine comes in 20", 24" and 30" reach with 10-12" of inside height. There are easy dials on the front to set stitch length and other options. This machine can also be equipped with a computer.

The NV Machine is the newest in the fleet of Nolting machines. This machine has a touch screen with programmable stitch regulation. You can stitch in 4 different stitch modes plus single stitch and needle up/down. It also has an adjustable brightness LED work light. This machine can also be equipped with a computer.

---

Normal Shop Hours:  
**Monday-Saturday 10-6**  
**Sunday 1-5**

**Closed first Sunday of month (and some holidays)**

**New Hours for Winter Time (starting Nov 7-May 22)**

**Monday-Saturday 10-5, closed Sundays unless a class is scheduled. Then we're open 1-5. Check the schedule.**

Join the fun and come feel the difference of quality fabrics.

Happy quilting!

Sincerely, Barbara Boyer  
Around the Block  
307-433-9555  
[www.aroundtheblockquilts.com](http://www.aroundtheblockquilts.com)





Around the Block | 453 Vandehie Suite 120, Cheyenne, WY 82009

[Unsubscribe office@jubjub.com](mailto:office@jubjub.com)

[Update Profile](#) | [Constant Contact Data Notice](#)

Sent by [barbboy@msn.com](mailto:barbboy@msn.com) powered by

