

Fall Calendar is posted below. Just the calendar, not the descriptions of classes. That will come next week, I hope.



Cheyenne Heritage Quilters'
Quilt Show
August 17 - 19, 2023
\$2 admission
Thursday, Aug. 17, 3 p.m. - 7 p.m.
Friday, Aug. 18, 10 a.m. - 6 p.m.
Saturday, Aug. 19, 10 a.m. - 3 p.m.
First United Methodist Church
108 E. 18th Street, Cheyenne, Wyoming
Check our online newsletter for up-to-date information at
chquilters.org
Join us to see our Opportunity Quilt, Demonstrations, Boutique & lots of quilts

Friday Demonstration Times	Saturday Demonstration Times
11 a.m. — Using Precuts Sewing Center - Kathy DeRoachey	11 a.m. — Flying Geese Magic Around the Block - Barb Boyer
1 p.m. — Art Quilting with Tea Bags Nison — Kathie Perrin-Vaccaro	1 p.m. — Foundation Piecing Robin Dempsey
1 p.m. — T-Shirt Quilt Tips Kathie Krumpal	1 p.m. — Toothbrush Rags Chris Voller



August 11, 2023

So possum yarn is a blend of various sheep and goat wools (Merino, cashmere, and others) with a noxious creature's fur: the possum. A possum is a pest in New Zealand because it eats/destroys trees, birds, wildlife and spreads disease. But the fur is hollow, and consequently very warm. Polar bears have hollow fur, just so you know. The fiber that's produced from possums is lightweight and incredibly warm. So it's become a thing to buy.

So naturally, I had to find some. Under the category "just in case I don't find a yarn shop," I bought products already made from possum: socks, a hat, a scarf, mitts, and a very cool poncho. But in Auckland, I found two yarn stores, one by design and one by accident. And I stocked up on possum yarn. I've already made one hat and a pair of socks. Very cool yarn.

Our adventure to Hobbiton started with a brief stop at Matamata, where we first encountered the infamous donut. From there, we traveled to the movie site for both the Lord of the Rings and the Hobbit. The site was scouted by air for the movie, and the vital components--the birthday tree, the stream, and various rolling hills--all came together on the Anderson family farm/ranch.

Part of the farm was transformed into 37 hobbit holes, including various gardens and hedges, a mill and a bridge, constructed with the help of the New Zealand Army, to form the Shire. The site was not meant to last, but when the Hobbit was filmed years later, the Shire was built to code and became a permanent tourist fixture in the middle of, essentially, nowhere.

Today you can walk around and visit all the various (37 right now, I think) hobbit holes – just doorways built into the sides of the hills. The holes are decorated with mailboxes, flowers, laundry hanging on the lines, bee hives, chess boards, pipes, swings and chairs for sitting and doing nothing, as hobbits are known to do. I think I took pictures of every hobbit door. Future plans are to construct a couple of complete hobbit holes, inside and out, for a more immersive experience.

Our pub crawl started with a stop at a winery, Heron's Flight. David, the owner, greeted us and told us about the wine he produces. He came to New Zealand from the States in the early 80s. He planned on being an ethics professor, but started growing grapes and that was the end of his teaching career. The winery was idyllic and I could have stayed & listened to David for hours.

From the winery we stopped in a craft market/ pub/ art gallery/horse farm/touristy place. Not everything was open (it's winter there, so not as many tourists running around), but it was an in between stop before lunch and beer tasting in Matakana. And that's when the tour fell apart. In Matakana.

We decided to eat at a restaurant with a patio right on the little creek running through town. And because we didn't want to rush lunch, we decided against the beer tasting adventure, thinking we only had time for one of the two.

Silly us.

We joined the remaining bus folks at the beer tasting place, called the 8-Wired Barrelhouse. The name 8-wired comes from a No.8 wire used in New Zealand to repair everything. Think of it like duct tape. The term has become synonymous with New Zealand ingenuity.

It was clear when we got to 8-Wired that everyone had just settled into their first flight(s?) of beer tasting. We would be here for a while. So naturally, I tried the cider. I started with a small one and then...did I mention we were going to be here for awhile? I had a larger one. I felt like Pippin in the Lord of the Rings when he discovers that the pub sold beer in pints, and not just half pints.

Jonathan, our director, was asking the drinking choir members where we should go on our next international trip, probably not the best timing to ask. One suggestion was we should go to Reykjavik, Iceland. But Jonathan said he couldn't go anywhere where he couldn't pronounce the words. That's a joke, BTW. Or at least I hope it is. His international tours travel all over the world, Iceland not withstanding.

Vikki finally herded us into the bus because we had places to go and more things to buy, always a good thing to do after drinking. So our next stop was Morris and James, a hand made pottery shop. Fifteen artisans display their work here, and the clay for the pottery comes from an onsite clay pit, which we didn't get to see as we were pushing the closing deadline for the shop.

Our almost last stop on our pub crawl/tiki tour, was the Puhoi Pub, an iconic local tavern, in an out of the way iconic village. Think Buckhorn Bar (Laramie) translated into New Zealand. The area was settled by Germans (essentially) back in 1860. The immigrants struggled for their livelihood, were helped by local Maori, and eventually an Irishman started a pub. Of course.

So we stopped in to take a look. And drink, as it turns out. They serve a Puhoi ale and sold t-shirts. Awhile later, Vikki herded us back on the bus, mainly because we had to go pick up her daughter. Otherwise, we

might have stayed longer. On the way out, Heidi met a dog sitting in a car. Did I mention this Pub was a semi-biker bar? After giving Heidi a kiss (the dog, not the owner), the owner told her that they had gone possum hunting the night before and his dog had killed two possums. Those same possums whose yarn I bought. Well, not those possums, but you get what I'm saying.

Our tiki tour concluded by driving through another small town to pick up Vikki's daughter and on the way back to the hotel we were on the scenic part of the tiki tour, and Jan, our bus driver, said it was too bad that we couldn't see anything, because we were so late, it was dark. We just wanted to know where the next pub was on our crawl.

The next day was our final concert. We sang at Holy Trinity Cathedral. The concert was more poignant because that day two people, plus the shooter, were killed in Auckland. A rare occurrence for that country. The shooting happened "just down the street" from our hotel, in the wharf area. If it had happened two days before, we would not have been able to take the ferry to Devonport, as the wharf area and most of the roads in the area were closed off.

The cathedral was full, the choir and orchestra performed at their best (perhaps I'm a little prejudiced here), and we received many compliments from the audience members. I sang next to a gifted New Zealand alto, who was a delight.


New Zealand was a delightful place to visit, although it's a long trip: 4 movies on the way down and 5 movies on the way back long. I actually didn't watch 4 movies on the way down; I fell asleep during 80 for Brady, and they kept the lights off for most of the flight. It was actually dark outside the whole time. We left in the dark and basically landed in the dark. The opposite was true coming home.

Next week will be my final posting regarding my trip, and I'll talk about the hard things and the easy things about singing. Stay tuned.

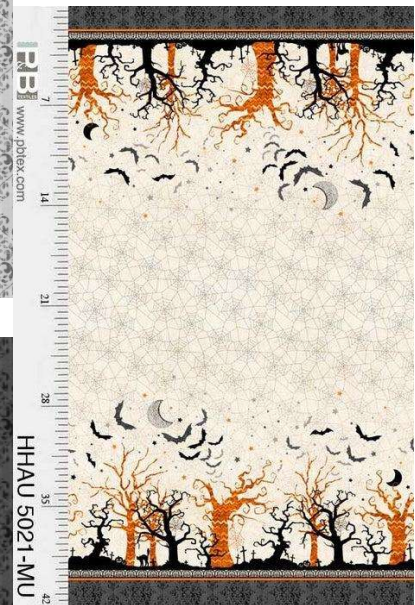


What's New



From P & B Textiles Happy Haunting




Also in orange





From Dashwood Studios



From Timeless Treasures





From Riley Blake. BIG FOOT is here!



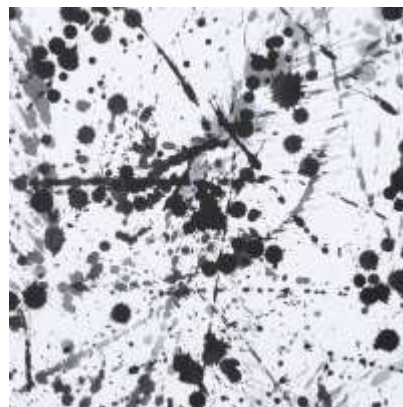



From In the Beginning




From Dear Stella (NOTE
The Hedgehogs) & Oasis
(the horses)

Plus we got whites in from P & B. I won't put thumbnails in, because they will just look white.



Alexander Henry



From Riley Blake



From Riley Blake



Fall Newsletter

Please look on the calendars for times and dates.

Ongoing Classes & Clubs

Block of the Month First Sat of month 10:30-11:15 FREE Barb Boyer

Join at any time. You get a free fat quarter if you come to class with the previous month's completed block. This year the challenge will be Starry Skies. Challenge #1 is to use at least 25 different fabrics in the quilt – should be easy. Challenge #2 is to choose backgrounds for the blocks that aren't the typical cream/white neutrals that we generally use. Instead, we will mix it up a bit, using both traditional backgrounds for some blocks, and then choosing "colors" in both light and dark fabrics for other blocks.

Hand Embroidery Club 2nd Sat. of the month, 10-noon FREE Kathy Sconce

If you want to learn to hand embroider or just brush up your technique, join us on the second Saturday of the month from 10 to noon. You can work on your own projects or you can join the project we are doing, which is Garden Belles. Each block features a lady in vintage costume, in the garden, or similar outdoor setting. These are old fashioned ladies in dresses, which offer all sorts of stitchery creativity.

Knit Pickers' Club 2nd and 4th Wed of each month, 2-5 Carol Moler

Come join our Knit Pickers= Club. We knit 2 days a month every second and fourth Wednesday, from 2-5. The Club is open to all skill levels and, despite the name, includes crocheters as well. We want to share what we've learned, find new patterns, and simply just sit and knit. We may work on some felting projects, fingerless mittens, mittens, and socks. We can even help you get started—teach you the basics.

Hand Sewing Club every Tuesday afternoon 2-5

This club is open to everyone. Bring your hand sewing (embroidery, binding, knitting, crochet, etc) and sit & stitch.

August Classes

Patches of Life Sat August 26 10:30-4 \$35 Barb Boyer

This is an Eleanor Burns pattern, which uses 48 precut strips (generally one roll plus a few extra strips) and fabric for the half square triangles and the Triangle in a Square blocks, which create the illusion of curves. Class will be all about how to create the 9-patch blocks, the half square triangles, and, of course, the Triangle in a Square block.

September-December classes

Please look at the calendar below. Many are self explanatory, but next week I will have class descriptions out. with as many pictures of the patterns as I can grab. Samples of many of the quilts will be hung next week.

CLUBS

HAND EMBROIDERY CLUB FREE!

If you want to learn to hand embroider or just brush up your technique, join us on the second Saturday of the month from 10 to noon. You can work on your own projects or you can join the project we are doing.

Hand Work Club FREE!

Every Tuesday afternoon from 2-5, join us to just sit & hand stitch, crochet, bind, or knit group. Bring what you're working on, sit up at the table in front by the window and work on your projects for a while. You can get advice & suggestions from your fellow quilters and share your experiences about your projects.

Knit Pickers' Club FREE!

This is another get-together class to sit & knit, work on our projects, share information and get some help. We will share techniques, suggest patterns, but mainly we'll sit & knit (or pick).

Block of the Month Club FREE!

First Saturday of the Month, 10:30-11:15. Join at any time. You get a free fat quarter if you come to class with the previous month's completed block.

Toad Toters Club

On full moon days (as noted in the calendar) you will get 20% off all purchases (not otherwise discounted) that you can fit in your bag. You must bring your bag to participate.

Full Moon Days: August 1 and a blue moon on August 30. Watch for something special!
September 29; October 28 ; November 27; December 26.

Discount Policy

We will honor only one discount -- whichever is largest. You can't combine a 10% with a 25% discount to get a 35% discount. On this we can't be bribed.

Color of the Month

August: blacks; September: orange; October: green; November: flowers; December: red

August 2023

Sunday	Monday	Tuesday	Wednesday	Thursday	Friday	Saturday
		1 Hand work Club 2-5 Full Moon	2 Long Arm class 10:30	3 Long Arm Rental	4	5 BOM 10:30 Rail Fence, design your own 1-5 <u>\$35</u>
6 CLOSED	7	8 Hand work Club 2-5	9 Knit Pickers' Club 2-5	10 Long Arm Rental Day	11	12 Embroidery Club 10-noon
13 Shop Is now open 1-5!	14	15 Hand work Club 2-5	16 Long Arm class 10:30	17 Long Arm Rental Day	18	19

20	21	22	23	24	25	26
Shop Is now open 1-5!		Hand work Club 2-5	Knit Pickers' Club 2-5	Long Arm Rental Day		Patches of Life 10:30-4 \$35
27	28	29	30	31		
Shop Is now open 1-5!		Hand work Club 2-5	Long Arm class 10:30 Full BLUE moon	Long Arm Rental Day		Color of the month: blacks

September 2023

Sunday	Monday	Tuesday	Wednesday	Thursday	Friday	Saturday
					1	2 BOM 10:30 Finish your quilt sale: 20% off backings, bindings and <u>battings</u> Fun, Fusible easy tree applique 1-4 \$35
3 CLOSED	4 Chit Chat, English Paper <u>Piecing</u> 1-4 \$40	5 Hand work Club 2-5	6 Long Arm class 10:30	7 Long Arm Rental Day	8	9 Embroidery Club 10- noon Potluck \$45
10 Beginning Quilting 1-4 \$65	11	12 Hand work Club 2-5	13 Knit Pickers' Club 2-5	14 Long Arm Rental Day	15	16 Happy Haunting 10:30-4 <u>\$40</u>

17	18	19	20	21	22	23
Beginning Quilting 1-4 \$65		Hand work Club 2-5	Long Arm class 10:30	Long Arm Rental Day		Lone Star 10:30-4 <u>\$45</u>
24	25	26	27	28	29	30
Beginning Quilting 1-4 \$65		Hand work Club 2-5	Knit Pickers' Club 2-5	Long Arm Rental Day	Full moon	Trip Around the <u>World 10:30-4</u> \$45
Color of the month: orange						

October 2020

Sunday	Monday	Tuesday	Wednesday	Thursday	Friday	Saturday
1 Beginning Quilting 1-4 \$65	2	3 Hand work Club 2-5	4 Long Arm class 10:30	5 Long Arm Rental Day	6	7 BOM 10:30 Finish your quilt sale: 20% off backings, bindings and <u>battings</u> Chit Chat, English Paper <u>Piecing 1-4</u>
8	9	10 Hand work Club 2-5	11 Knit Pickers' Club 2-5	12 Long Arm Rental Day	13	14 Embroidery Club 10-noon Potluck
15 Beginning Quilting 1-4 \$65	16	17 Hand work Club 2-5	18 Long Arm class 10:30	19 Long Arm Rental Day	20	21 Lone Star 10:30-4

22	23	24	25	26	27	28
Beginning Quilting 1-4 \$65		Hand work Club 2-5	Knit Pickers' Club 2-5	Long Arm Rental Day		Full moon Trip Around the <u>World 10:30-4</u>
29	30	31				
Beginning Quilting 1-4 \$65		Hand work Club 2- 5				Color of the month:

November 2023

Sunday	Monday	Tuesday	Wednesday	Thursday	Friday	Saturday
			1 Long Arm class 10:30	2 Long Arm Rental Day	3	4 BOM 10:30 Finish your quilt sale: 20% off backings, bindings and <u>battings</u> Tree Skirt 1-4 <u>\$30</u>
5 Beginning Quilting 1- 4 \$65	6	7 Hand work Club 2-5	8 Knit Pickers' Club 2-5	9 Long Arm Rental Day	10	11 Embroidery Club 10-noon Potluck
12 CLOSED	13	14 Hand work Club 2-5	15 Long Arm class 10:30	16 Long Arm Rental Day	17	18 Bargello 10:30-4 <u>\$40</u>



November 2023

Sunday	Monday	Tuesday	Wednesday	Thursday	Friday	Saturday
			1 Long Arm class 10:30	2 Long Arm Rental Day	3	4 BOM 10:30 Finish your quilt sale: 20% off backings, bindings and <u>battings</u> Tree Skirt 1-4 <u>\$30</u>
5 Beginning Quilting 1- 4 \$65	6	7 Hand work Club 2-5	8 Knit Pickers' Club 2-5	9 Long Arm Rental Day	10	11 Embroidery Club 10-noon Potluck
12 CLOSED	13	14 Hand work Club 2-5	15 Long Arm class 10:30	16 Long Arm Rental Day	17	18 Bargello 10:30-4 <u>\$40</u>

December 2023

Sunday	Monday	Tuesday	Wednesday	Thursday	Friday	Saturday
					1	2
Color of the month: red						BOM 10:30 Finish your quilt sale: 20% off backings, bindings and <u>battings</u> Cathedral Window Ornament 1-4 <u>\$25</u>
3	4	5	6	7	8	9
CLOSED		Hand work Club 2-5	Long Arm class 10:30	Long Arm Rental Day Long Arm Rental Day		Embroidery Club 10-noon Wildflower Path 1-5 <u>\$30</u>

10 CLOSED	11	12 Hand work Club 2-5	13 Knit Pickers' Club 2-5	14 Long Arm Rental Day	15	16 Attic Window 10-4 <u>\$40</u>
17 CLOSED	18	19 Hand work Club 2-5	20 Long Arm class 10:30	21 Long Arm Rental Day	22	23
24 CLOSED	25 CLOSED	26 Hand work Club 2-5 Full moon	27 Knit Pickers' Club 2-5	28	29 Customer Appreciation Pre Sale for Toad toters 10-5	30 Customer Appreciation Sale <u>10-3</u>
31 CLOSED						



Nolting Quilting Machines



Nolting Longarm Machines

Nolting has 5 main machines, each with different reaches: from 17" to 30" depending on the machine. They are sold with or without a frame, but after I saw & helped set up one of the steel frames this week, I recommend buying the frame. All machines, except for the Standard--the most economical machine-- have a stitch regulator. I recommend a stitch regulator. All machines can be equipped with a computer and there are a couple of different ones to choose from. In addition, you can get an extended table base so that you can use rulers, you can get larger bobbins on some of the models and on the frames you can get hydraulic lifts to raise and lower the tables. In the coming weeks, I will print out more information on each model.

The best entry level machine is the Fun Quilter. It comes in 17", 20" & 23" reach. It comes with the Intellistitch Equalizer stitch regulator, standard speed control, needle up/down, and fixed handles in the front & rear. This machine can also be equipped with a computer.

The Pro Machine has the Intellistitch Turbo stitch regulator, single stitch option, standard speed control, needle up/down and customizable handles in the front & rear. The Pro Machine comes in 20", 24" and 30" reach with 10-12" of inside height. There are easy dials on the front to set stitch length and other options. This machine can also be equipped with a computer.

The NV Machine is the newest in the fleet of Nolting machines. This machine has a touch screen with programmable stitch regulation. You can stitch in 4 different stitch modes plus single stitch and needle up/down. It also has an adjustable brightness LED work light. This machine can also be equipped with a computer.

Normal Shop Hours:
Monday-Saturday 10-6
Sunday 1-5

Closed first Sunday of month (and some holidays)

New Hours for Winter Time (starting Nov 7-May 22)

Monday-Saturday 10-5, closed Sundays unless a class is scheduled. Then we're open 1-5. Check the schedule.

Join the fun and come feel the difference of quality fabrics.

Happy quilting!

Sincerely, Barbara Boyer
Around the Block
307-433-9555
www.aroundtheblockquilts.com



Around the Block | 453 Vandehie Suite 120, Cheyenne, WY 82009

[Unsubscribe office@jubjub.com](mailto:office@jubjub.com)

[Update Profile](#) | [Constant Contact Data Notice](#)

Sent by barbboy@msn.com powered by

