

**San Marco 10:30-4 \$40**

**Class is cancelled for Saturday. I'll reschedule when the fabric comes in. Stay tuned.**



April 21, 2023

---

---

Okay, I really didn't want to talk about this because it seems really petty. I'd rather talk about all the UFO footage that is being released.

"Actually, they aren't called UFOs any more," said Becca, trotting in from outside. Becca, for those of you who don't know, is my red mini Aussie. She is always up on the latest alien news. She recently bought a new iPad tablet that she's hooked into the house wifi. That way she doesn't have to use the expensive dog house I built for her with cable connections to the internet. She can now access the world from under the porch. Don't ask. Just go with it.

"It's more politically correct," she said, "although certainly not more marketable, to call them UAPs: Unexplained Anomalous Phenomena."

"Well, It's certainly harder to spell and harder to figure out than Unidentified Flying Objects. I mean that title captures the essence of the issue. But anytime a name or title gets a bad reputation, a new name gets designated," I told her.

I remember being in England in 1985 and I went to the zoo—the same one shown in Harry Potter—and there was a statue of a young child holding a bucket for donations to help the spastic kids. I was appalled. I took a picture because I was so surprised. It seemed too cruel to call kids with cerebral palsy spastic kids. CP was the moniker we used over here, and it

just seemed a gentler description. Even the word spastic has been elongated into spasticity, as in Center for Cerebral Palsy Spasticity. So while the term spastic was descriptive, it just wasn't sensitive. And in case you are wondering, I applaud these kind of name changes.

"Well, as far as UFOs go, I don't think the aliens care how sensitive we are to them.," Becca said. "I think the government is a little more wary about the connection of UFOs to aliens. Probably because of its role in Area 51, Roswell and other attempts to hide the aliens and their technology. I've watched the X-Files. I know. Thus, we get UAPs." So that's where my collection of X-Files DVDs went. I need to clean out her doghouse. That's where her tv is.

Anyway, the new footage that has been released shows a small spherical object (think round ball or tiny spaceship) that glistens in the sun as it zips around and above houses and fields somewhere in the Middle East. We [USA? that wasn't disclosed] caught the phenomena via drone. Maybe the small spherical object caught our drone on its cameras and its handlers are wondering what our unidentified flying object is.

The footage was shown before a congressional committee this past Wednesday as part of a defense update on UFOs [UAPs]. Sean Kirkpatrick, director of the Pentagon's All-Domain Anomaly Resolution Office (AARO)....

"Director of what?" Becca asked, starting to laugh. Who thinks up these names? Honestly. They could have called it the Office of World Anomaly Resolution or WAR. Hmmm, maybe not."

"How about the UNDO Office, or Unidentified Newly Discovered Objects," I said. "There is some definite Orwellian unspeak going on with that title."

"You were saying?" Becca reminded me.

"You interrupted me," I told her. "So Kirkpatrick described the video to the Senate Committee on Armed Services: 'You'll see it come through the top of the screen, there it goes. This is essentially all the data we have on this event.' The rest, he said, is a mystery. But he was also quick to point out that

there was 'no credible evidence thus far of extraterrestrial activity, off-world technology or objects that defy the known laws of physics.'"

"Imagine that," said Becca. "There are more than 650 of these anomalies, and Kirkpatrick and prominent Harvard physicist Avi Loeb wrote some report last month speculating how alien spacecraft could get to earth."

"Yeah. Apparently they have carefully examined the physical constraints of how objects travel through space. About all we know of how objects travel through space is based on getting to Mars or the Moon. Mars is 7-9 months, depending on which article you read," I said.

"Isn't it amazing what you can find on the internet," Becca interjected.

"I'll vouch for this info because who would lie about stuff like that?" I replied. "And since we don't travel at light speed, like aliens, I wonder what physical constraints they examined? The science surrounding Star Trek, perhaps? Anyway, the story about all of this ended by stating, the report is still under review."

"Ya' think?" Becca quipped. "But that's not what you started to talk about," she added. "I bet everyone is wondering about why you think whatever it is is petty."




Becca's grammar suffers sometimes, but she's right. I was talking about the chocolate commercial where the two women don't say anything, but just Umm and MMM, while delicately slipping a piece of chocolate into their mouths. These models were chosen because of their eyes, which get really big and wide when they go MMMM. That commercial is just annoying. When I eat chocolate, I don't roll my eyes around, make them go very wide, and mumble Ummmh.

"Yes you do," said Becca. "No I don't," I replied. "Yes you do." "Ummmm, maybe I do," I conceded.

Becca smirked, winning this round and trotted back outside.

---

## What's New



From P&B

---



From Clothworks




Prism: From In the Beginning  
We have a couple of extra kits  
available. Patterns are subtle in the  
fabrics.

!!



From Michael Miller







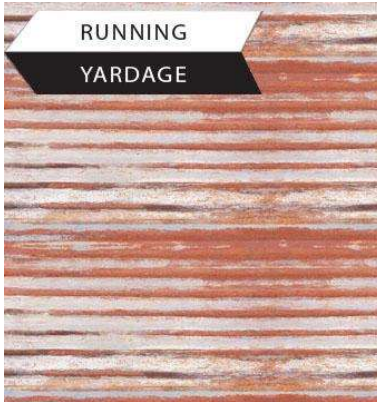
From Windham



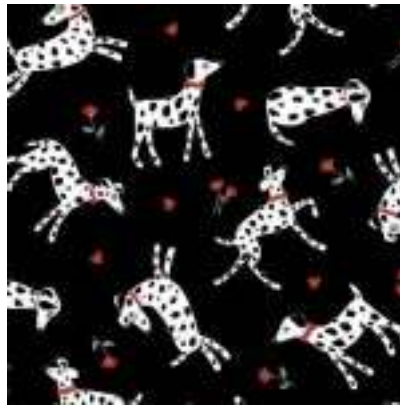





From Northcott







From Michael Miller



---

---

---



From Kennard & Kennard




PANEL SIZE APROX 24" x 44"



---

# Spring Newsletter



Y



Class Pictures of some of the quilts: Storm at Sea (High Tide); Shakespeare in the park; Two Scoops, Prism; Happy Stripes (Striper); San Marcos, English paper piecing bag (one of several options); Exploding Hearts.

Please look on the calendars above for times and dates.

### Ongoing Classes & Clubs

**Block of the Month** First Sat of month 10:30-11:15 FREE Barb Boyer

Join at any time. You get a free fat quarter if you come to class with the previous month's completed block. This year the challenge will be Starry Skies. Challenge #1 is to use at least 25 different fabrics in the quilt – should be easy. Challenge #2 is to chose backgrounds for the blocks that aren't the typical cream/white neutrals that we generally use. Instead, we will mix it up a bit, using both traditional backgrounds for some blocks, and then choosing "colors" in both light and dark fabrics for other blocks.

**Hand Embroidery Club** 2<sup>nd</sup> Sat. of the month, 10-noon FREE Kathy Sconce

If you want to learn to hand embroider or just brush up your technique, join us on the second Saturday of the month from 10 to noon. You can work on your own projects or you can join the project we are doing, which is Garden Belles. Each block features a lady in vintage costume, in the garden, or similar outdoor setting. These are old fashioned ladies in dresses, which offer all sorts of stitchery creativity.

**Knit Pickers' Club** 2<sup>nd</sup> and 4<sup>th</sup> Wed of each month, 2-5 Carol Moler

Come join our Knit Pickers= Club. We knit 2 days a month every second and fourth Wednesday, from 2-5. The Club is open to all skill levels and, despite the name, includes crocheters as well. We want to share what we've learned, find new patterns, and simply just

sit and knit. We may work on some felting projects, fingerless mittens, mittens, and socks. We can even help you get started—teach you the basics.

**Hand Sewing Club** every Tuesday afternoon 2-5

This club is open to everyone. Bring your hand sewing (embroidery, binding, knitting, crochet, etc) and sit & stitch.

**Third Monday (usually) Open Sews 10-4 \$10**

The classroom is now open on the third (usually, check calendar) each month for open sewing. There is a charge for the use of the space, but you will have access to the flannel boards, all the cutting tables, AccuCutter, fabric (of course) and help, if you need it. I chose the 3<sup>rd</sup> Monday because in January & February, that day is a holiday. If I get enough interest, we can look at having other open sew days.

## April Classes

**San Marco 10:30-4 \$40**

This quilt is made from Northcott's collection called Surfaces. While we have a sample quilted for display, we did not piece it – it's a digitally reproduced image of the quilt. We haven't looked at the pattern yet, but we know that it is paper pieced and it is not constructed in the round, although it looks like it. That means ... it isn't as hard as it looks and it is well suited for beginning paper piecers.

**Quilt #4, CHANGE: TIC-TAC-TOE: Fat Quarter Favorite Quilts Sat April 29 10:30-4 Jean Korber & Barb Boyer \$35 (or \$120 for all 6 quilts)**

The **FOURTH** quilt is called **Tic-Tac-Toe**. We're making our sample from kitty paw fabrics for the background, and then 16 theme related fat quarters in brights. This quilt uses two-at-a-time half square triangles, and modified flying geese constructions for the blocks. Borders are pieced, so the lesson to be learned is how to keep an accurate quarter inch seam allowance in order to get the borders to fit. Don't worry, we'll show you how to "fudge" if something goes wrong.

## May Classes

**One Block Wonder Saturdays May 6 noon-5 & 20 10:30-4 \$45 Jean Korber**

If you haven't tried making a one block wonder quilt from panels, you are missing out on a spectacular quilt. This quilt uses 7 panels; 6 are cut into triangles and the remaining panel is incorporated intact into the quilt. You will learn how to accurately stack your 6 panels, cut them apart into strips, which are then cut into 6 identical triangles. After piecing your half hexagon units, you will design your own quilt. Jean has great tips and suggestions on how to make this quilt, how to incorporate additional fabrics into your quilt, and how to evaluate what panels make the best One Block Wonder quilts.

**Shakespeare in the Park Sat May 13 1-5 \$35 Barb Boyer**

This quilt is made up of stars and Snail's Trail blocks. The pattern is an old time favorite from the legendary Judy Martin. It is a classic quilt, one of those on the bucket list of "to do" quilts.

**Quilt #5, CHANGE: SSEARHLIGHT: Fat Quarter Favorite Quilts Sat May27 10:30-4 Jean Korber & Barb Boyer \$35 (or \$120 for all 6 quilts)**

**The fifth quilt is called Searchlight.** This quilt takes 15 fat quarters plus background. You'll learn the "square in a square" technique plus a unique way to make pieced corner triangles. It's a speedy version that doesn't involve cutting triangles!

\*\*\*\*\*

## CLUBS

### **HAND EMBROIDERY CLUB FREE!**

If you want to learn to hand embroider or just brush up your technique, join us on the second Saturday of the month from 10 to noon. You can work on your own projects or you can join the project we are doing.

\*\*\*\*\*

### **Hand Work Club FREE!**

Every Tuesday afternoon from 2-5, join us to just sit & hand stitch, crochet, bind, or knit group. Bring what you're working on, sit up at the table in front by the window and work on your projects for a while. You can get advice & suggestions from your fellow quilters and share your experiences about your projects.

\*\*\*\*\*

### **Knit Pickers' Club FREE!**

This is another get-together class to sit & knit, work on our projects, share information and get some help. We will share techniques, suggest patterns, but mainly we'll sit & knit (or pick).

\*\*\*\*\*

### **Block of the Month Club FREE!**

First Saturday of the Month, 10:30-11:15. Join at any time. You get a free fat quarter if you come to class with the previous month's completed block.

\*\*\*\*\*

### **Toad Toters Club**

On full moon days (as noted in the calendar) you will get 20% off all purchases (not otherwise discounted) that you can fit in your bag. You must bring your bag to participate.

Full Moon Days: January 6; February 4 (observed); March 7; April 6; May 5

#### Discount Policy

We will honor only one discount -- whichever is largest. You can't combine a 10% with a 25% discount to get a 35% discount. On this we can't be bribed.

#### Color of the Month

**January purple; February red; March green; April yellow; May whites**

# March 2023

Sunday	Monday	Tuesday	Wednesday	Thursday	Friday	Saturday
			1 Long Arm class 10:30	2 Long Arm Rental Day	3	4 BOM 10:30 Pieced Baltimore Beauty quilt 1-4
5 Beginning Quilt 1-4	6 Hand work Club 2-5 Full moon	7	8 Knit Pickers' Club 2-5	9 Long Arm Rental Day	10	11 Embroidery Club 10-noon Happy Stripes 1-5 \$35
12 Beginning Quilt 1-4	13 Hand work Club 2-5	14	15 Long Arm class 10:30	16 Long Arm Rental Day	17	18 National Quilt Day Demos TBA

19	20	21	22	23	24	25
<b>Beginning Quilt 1-4</b>	<b>Open Sew 10-4 \$10</b>	<b>Hand work Club 2-5</b>	<b>Knit Pickers' Club 2-5</b>	<b>Long Arm Rental Day</b>		<b>6 fat quarter quilts: Quilt #3 10:30-4 \$35</b>
26	27	28	29	30	31	
<b>Beginning Quilt 1-4</b>		<b>Hand work Club 2-5</b>	<b>Long Arm class 10:30</b>	<b>Long Arm Rental Day</b>		<b>Color of the month: green</b>

# April 2023

Sunday	Monday	Tuesday	Wednesday	Thursday	Friday	Saturday
						1 BOM 10:30 Domestic Machine Quilting \$40 1-4
2 CLOSED	3 Hand work Club 2-5	4	5 Long Arm class 10:30	6 Long Arm Rental Day Full moon	7	8 Embroidery Club 10-noon Prism strip Quilt 1-5 \$35
9 CLOSED	10 Hand work Club 2-5	11	12 Knit Pickers' Club 2- 5	13 Long Arm Rental Day	14	15 Storm at Sea 10:30- 4 \$40




<p>16 CLOSED</p>	<p>17 <b>Open Sew 10-4 \$10</b></p>	<p>18 Hand work Club 2-5</p>	<p>19 Long Arm class 10:30</p>	<p>20 Long Arm Rental Day</p>	<p>21 22 San Marco 10:30-4 \$40</p>
<p>23 CLOSED</p>	<p>24 Hand work Club 2-5</p>	<p>25 Knit Pickers' Club 2-5</p>	<p>26 Long Arm Rental Day</p>	<p>27 28 6 fat quarter quilts: Quilt #4 10:30-4 \$35</p>	<p>29</p>
<p>30 CLOSED</p>					<p>Color of the month: yellow</p>

# May 2023

Sunday	Monday	Tuesday	Wednesday	Thursday	Friday	Saturday
	1	2	3	4	5	6
		Hand work Club 2-5	Long Arm class 10:30	Long Arm Rental Day	Full moon	BOM 10:30 One Block Wonder noon-5 \$45
7	8	9	10	11	12	13
CLOSED		Hand work Club 2-5	Knit Pickers' Club 2-5	Long Arm Rental Day		Embroidery Club 10-noon Shakespeare in the Park 1-5 \$35
14	15	16	17	18	19	20
CLOSED Mom's Day		Hand work Club 2-5	Long Arm class 10:30	Long Arm Rental Day		One Block Wonder 10:30-4

21	22	23	24	25	26	27
Shop Is now open 1-5!		Hand work Club 2-5	Knit Pickers' Club 2-5	Long Arm Rental Day	6 fat quarter quilts: Quilt #5 10:30-4 \$35	
28	29	30	31			
Shop Is now open 1-5!	Open Sew 10-4 \$10	Hand work Club 2-5	Long Arm class 10:30		Color of the month: whites	



## Nolting Quilting Machines



## Nolting Longarm Machines

Nolting has 5 main machines, each with different reaches: from 17" to 30" depending on the machine. They are sold with or without a frame, but after I saw & helped set up one of the steel frames this week, I recommend buying the frame. All machines, except for the Standard--the most economical machine-- have a stitch regulator. I recommend a stitch regulator. All machines can be equipped with a computer and there are a couple of different ones to choose from. In addition, you can get an extended table base so that you can use rulers, you can get larger bobbins on some of the models and on the frames you can get hydraulic lifts to raise and lower the tables. In the coming weeks, I will print out more information on each model.

The best entry level machine is the Fun Quilter. It comes in 17", 20" & 23" reach. It comes with the Intellistitch Equalizer stitch regulator, standard speed control, needle up/down, and fixed handles in the front & rear. This machine can also be equipped with a computer.

The Pro Machine has the Intellistitch Turbo stitch regulator, single stitch option, standard speed control, needle up/down and customizable handles in the front & rear. The Pro Machine comes in 20", 24" and 30" reach with 10-12" of inside height. There are easy dials on the front to set stitch length and other options. This machine can also be equipped with a computer.

The NV Machine is the newest in the fleet of Nolting machines. This machine has a touch screen with programmable stitch regulation. You can stitch in 4 different stitch modes plus single stitch and needle up/down. It also has an adjustable brightness LED work light. This machine can also be equipped with a computer.

---

Normal Shop Hours:  
**Monday-Saturday 10-6**  
**Sunday 1-5**

**Closed first Sunday of month (and some holidays)**

**New Hours for Winter Time (starting Nov 7-May 22)**

**Monday-Saturday 10-5, closed Sundays unless a class is scheduled. Then we're open 1-5.**  
**Check the schedule.**

Join the fun and come feel the difference of quality fabrics.

Happy quilting!

Sincerely, Barbara Boyer  
Around the Block  
307-433-9555

[www.aroundtheblockquilts.com](http://www.aroundtheblockquilts.com)

