



I have lifted the mask requirement for the store. With the many tourists now coming through, most are not carrying masks with them. However, we (staff) will still wear masks as appropriate. Please feel free to wear a mask in the store. If there are tourists (non locals that I don't know) I will still be wearing a mask. For classes, masks will not be required, but if you feel safer wearing one, please do. If you wear a mask, I will put mine on. This policy is, as always, subject to change, depending on what covid decides to do.

**May 6, 2022**

I'm here to explain the Multiverse. In case you want to see the new Dr. Strange movie in theaters now, as they say.

Actually, I can't explain the Multiverse. Bear with me for a minute. Or two. Maybe more. Marvel comics created a world filled with superheroes. Spoiler alert. Lots of weird things happen over the course of many many movies, tv shows, promos, separate one-shot films (not sure what those are yet). I have no idea what you've watched so far, so I'm going to assume nothing.

So in this Marvel comic world, you have Avengers, Fantastic Four, Spider-Man, Thor and other off world deities, X-Men, Guardians of the Galaxy and Dr. Strange, plus a platoon of villains too numerous to name. They are all different, but connected. And I forgot: Disney. While Disney isn't a superhero, all of these groups (almost all) are now housed within Disney. And Disney knows how to market. It's possible that Marvel Comics also knows how to market, but because I only watch the movies, I'm not as familiar with the various plot intricacies contained in the comics.

What Marvel doesn't include is Batman, Superman, Aquaman and Wonder Woman. That's DC Comics. And that's a whole different universe. For now.

So in the Marvel world, you have various "Avengers," who band together to save the world from all sorts of bad guys both on this world and off world, meaning aliens. They also wind up destroying a whole bunch of our world, which pisses lots of people off. So they're basically forced to disband. For a while. That synopsis takes you through about 20 of the 28 or so films.

The films are actually grouped into four phases, which, handily enough, are called Phase One, Phase Two, Phase Three and Phase Four. Although the first 3 phases are also referred to as the Infinity Saga. Plus the movies in these various phases are not always in chronological order. Which complicates plot lines a bit.

So in addition to the Phases, you have the chronological order, cinematic order, and best to worst. There are arguments for watching the movies each way. Plus, you have other movies that are not a part of the Disney franchise, but are still part of the Marvel Universe. And you have Avenger movies that weave in and out of Ant-Man movies and Spider-Man movies. Plus there are all of the X-Men movies, which haven't shown up in the Avenger Movies....until now. That includes the Fantastic Four movies, as well.

And remember, movies that were made in 2008 (Ironman) didn't or couldn't accommodate all the plot twists and tech developments that have occurred since then. That complicates things and to cover any plot holes, I think the operative words are – well, blame it on the multiverse.

And occasionally different people crop up in the same role, reliving the same story, but with different villains. Enter the SpideyVerse. There are three different Spider-Mans. Men? And different villains for each. And all three movie series (because, of course, they made various sequels) tell the same basic story again from the beginning, when Spider-Man was created. So how can all three different versions exist?

It's called the Multiverse. We live not just in our world, but in multiple worlds with multiple selves. It's a little like Star Trek. When Star Trek got reinvented, it involved a wormhole and the original Spock being sent back through time, changing the past. Consequently, the new Kirk and the new Spock, and all the other characters, are the same but not.

So to prepare for the new Dr. Strange movie that is out now, I decided I needed to learn about the Multiverse, because the full name of the Dr. Strange movie is Dr. Strange in the Multiverse of Madness. Since I didn't think I knew a whole lot about the Multiverse, I didn't want to watch the new Dr. Strange movie in ignorance. But I knew the last Spider-Man movie involved bringing together all three Spider-Mans, meaning multiverse stuff. So I figured that would teach me.

Not really. The movie was good, but it didn't really explain how or why all three guys and their villains could exist at the same time. They basically just did.

So I started watching Wanda Vision, a tv show within the Avengers series. It didn't teach me about the Multiverse, either, but it was a good review of Wanda and how she became the Red Witch. Because the Red Witch is critical to the new Dr. Strange movie. Something I didn't know till I got to the theater.

I also decided to watch at least a couple of the previous Avenger movies for preparation. I started watching Avengers: Infinity War and thought I had accidentally started watching in the middle of the movie. There was Thor, Loki, and the bad guy Ultron who was in the process of killing Thor. I didn't get it, even though I had watched that movie before. Years before.

So I backed up a movie (several) and watched Guardians of the Galaxy, then Thor Ragnarok, Guardians 2, Dr. Strange, Black Panther, Avengers: Age of Ultron (not in that order, and that list is also not in order), and then watched a few episodes of the tv show called Loki, which actually gave me great background into the Multiverse, who started it and why. Then I started having nightmares. Or at least the Multiverse invaded my dreams.

But you know what the scariest part of all of this is? There are 24 more movies planned. Seven between now and the end of the year.

Of all the things I learned while preparing to watch the latest movie, I figured out that I can't remember anything. I get who is who. But the where part of the movies doesn't stick. I have watched everything that I mentioned in this post more than once. And I am still surprised when I watch something again: Oh, that was an infinity stone, but didn't Loki steal that? Or was that in a different Multiverse and Thor got it back. But didn't that happen before Loki died, or was that after, and if Loki died, do I remember how he came back to life? And why are the Asgard living on Earth? I thought Ultron killed all of them? Who got brought back to life five years later? Will Tony Stark get resurrected? Is Captain America still stuck in the past? And when Tom Holland gets too old to play a high school spiderman, will the character age with him or will we get a new spiderverse with a new Spider-Man, created during some high school science lab accident?

I just don't know. And I'm not sure I am intended to.

When my niece visited me last summer, we created grid charts to list all the potential subjects in the various mini murder mystery shows we were watching. Because in order to figure out who done it, you have to create a time line, list alibis, double check stories and remember who was where and when. I would try to do the same with the Marvel comic shows, but I think it would take way too much paper and the spread sheet would not fit on a computer screen.

So I hope I have explained the Multiverse to you. You may not think it's important, but you can bet that any franchise that wants to keep "living" is using this same formula. Star Trek is. Star Wars kind of is. I wouldn't put it past Downtown Abbey to try to remake itself into a multiverse version.

Oh wait. I think they already did. It's called The Gilded Age.

P.S. I apologize for all of the various spellings of things. It's called writing in the multiverse. Some verses are Multi and some are multi.

# Star Crossed Mystery Quilt

## 79" X 97"

### Step One

#### Fabric Requirements

1 10" precut package or 36 9 1/2" squares of various colors  
1 1/2 yds. Choose a dominant dark color (red, for example) that will contrast well with the 36 squares  
1 1/2 yds background or light. Choose a light color (tan for example) that will contrast well with the 36 squares and the dark fabric.  
3/4 yard for inner border Color can be chosen after quilt is made.  
2 1/2 yds for outer border Color can be chosen after quilt is made.  
3/4 yard for binding  
Backing: Vertically pieced 5 3/4 yards (only gives 5" extra). Horizontal piecing (3 pieces) 7 yards  
Batting: 85" X 103"

Cutting Instructions:


1. Cut 36  $9\frac{1}{2}$ " squares of various colors. If working with a 10" precut, you will need to trim each square to  $9\frac{1}{2}$ ".
2. Cut 6 red squares and 6 tan squares at 10" X 10"
3. Cut 60 tan squares at  $2\frac{3}{4}$ " X  $2\frac{3}{4}$ "
4. Cut 60 tan rectangles at  $2\frac{3}{4}$ " X 5"
5. Cut 120 red squares at  $2\frac{3}{4}$ " X  $2\frac{3}{4}$ "
6. Cut 15 red squares at 5" X 5"

**Step Two**

**1. Using the red and tan 10" squares, draw a line from corner to corner. Stitch  $\frac{1}{4}$  inch from each side of the line. Press and trim these half square triangle units to  $9\frac{1}{2}$ " X  $9\frac{1}{2}$ ". Make 12 half square triangle units. (no pics for this part. You know how to do it.**

**2. Using the 60 tan rectangles and 120 red squares, make 60 flying geese units. Square to 5" X  $2\frac{3}{4}$ ". See pics below. Sorry, it's hard to manipulate these things.**

**Next week: Step 3. I got quite behind today, with customers, and didn't have enough time to get the new part into the newsletter.**



**Step Two**

**1. Using the red and tan 10" squares, draw a line from corner to corner. Stitch  $\frac{1}{4}$  inch from each side of the line. Press and trim these half square triangle units to  $9\frac{1}{2}$ " X  $9\frac{1}{2}$ ". Make 12 half square triangle units. (no pics for this part. You know how to do it.**

**2. Using the 60 tan rectangles and 120 red squares, make 60 flying geese units. Square to 5" X  $2\frac{3}{4}$ ".**


## RETREAT WITH SUE FRERICH!

### \$50

Sue Frerich is coming for a visit and she wants to teach a class! And it's a great way for all of her friends and students to see her and say hi.


The retreat will be June 3-5 (Fri-Sun). She is teaching an American Jane pattern, a fun round quilt perfect for a table topper or fun wall hanging. Come into the shop to see Sue's sample.

Sign up early to reserve your space. You know the shop, so space will be limited but we're hoping to accommodate 15 sewers! More info will be coming.







# What's New




From Northcott








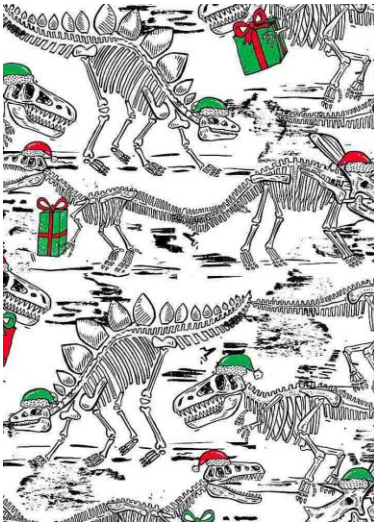


From Michael Miller





From Timeless Treasures







From Northcott













From Michael Miller




From Clothworks







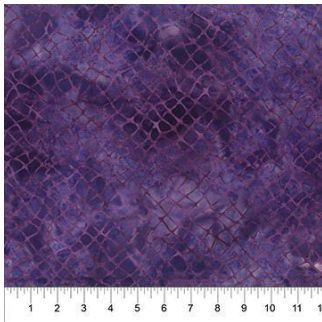




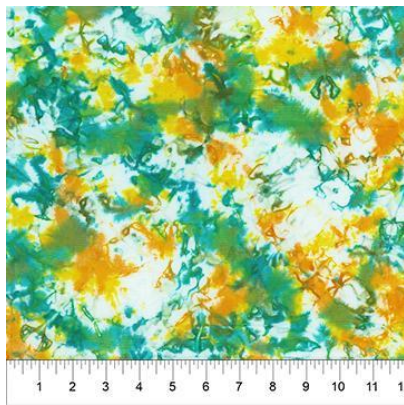





From QT

---







From Northcott





Michael Miller



These are "Save the Planet" fabrics

---



---






From Hoffman





From 3 Wishes









From Clothworks



From Clothworks







Northcott

April

2022

Sunday	Monday	Tuesday	Wednesday	Thursday	Friday	Saturday
Color of the month: yellow					1	2  BOM 10:30 Nova/Sidekick ruler quilt 1-5
CLOSED 3	4	5 Hand work Club 2-4	6 Beginning Machine Quilting 1-4	7 Long Arm Rental Day	8	9 Embroidery Club 10-noon Spider web 1-5
CLOSED 10	11	12 Hand work Club 2-4	13 Knit Pickers' Club 2-4	14 Long Arm Rental Day	15	16 Deb Tucker's Tumbling Triangle w/V Block Ruler
CLOSED Easter 17	18	19 Hand work Club 2-4	20 Beginning Machine Applique 1-4	21 Long Arm Rental Day	22	23 Spider web 10:30-4
CLOSED 24	25	26 Hand work Club 2-4	27 Knit Pickers' Club 2-4	28 Long Arm Rental Day	29	30 Sewing Apron with lots of pockets 10:30-4



Sunday	Monday	Tuesday	Wednesday	Thursday	Friday	Saturday
1 CLOSED	2	3 Hand work Club 2-4	4 Long Arm class 10:30	5 Long Arm Rental Day	6	7 BOM 10:30 Zig Zag Quilt 1-5
8 CLOSED	9	10 Hand work Club 2-4	11 Knit Pickers' Club 2-4	12 Long Arm Rental Day	13	14 Embroidery Club 10-noon Beginning Paper Piecing 1-5
15 Moms' Day CLOSED	16 Full moon	17 Hand work Club 2-4	18 Long Arm class 10:30	19 Long Arm Rental Day	20 Potluck Long Weekend	21 Potluck Long Weekend
22 Potluck Long Weekend Shop Is now open 1-5!	23 Potluck Long Weekend	24 Hand work Club 2-4	25 Knit Pickers' Club 2-4	26 Long Arm Rental Day	27	28 One Block Wonder Panel, getting started, choosing panels, first cuts 10:30-4
29 Shop Is now open 1-5!	30	31 Hand work Club 2-4	Color of the month: whites			

## April Classes

**Deb Tucker's Tumbling Blocks Saturday April 16 10:30-4 \$35 Jean Korber**

By Combining two contrasting fabrics you will create triangles tumbling down the quilt. Using your V Block tool, this quilt is fun and quick. Just jump right in and give it a whirl! It's fun to work with new rulers to create new and interesting blocks!

**Sewing Apron with lots of pockets Sat April 30 10:30-4 \$30 Jean Korber**

You've seen Jean and her sewing apron that she wears during classes? One with all sorts of pockets for all the things you need to keep handy when you're sewing? Well, she's not teaching that apron (she'll you how she does it, though, in class). But she is teaching a similar apron pattern, with lots of pockets. You may even get the entire apron made in class! And think what fun gifts aprons would be for ..... Christmas! It's not too early to get started!

## May Classes

**Beginning Paper Piecing Saturday May 14 1-5 \$35 Barb Boyer**

This small wall hanging will teach you all the basics of paper piecing! Paper piecing is a skill to be learned in person, but it is also a skill that is perfect for beginners. You sew directly on the lines on the paper and your points come out perfect everytime!

**Pot Luck Retreat Friday-Monday May 20-22 \$50 Barb Boyer**


Pot Luck is just the name of the quilt, but it is also a good description of the quilt. Freddy Moran and Gwen Marsden are the creators of Liberated Quilts, that are made from left overs (often called the parts department). Black fabrics can feature prominently in their quilts and red is often used as a neutral. Blocks tend to be “liberated” or free form, kinda made up as you go. It is a liberating way to make a quilt. The retreat will focus on choosing various blocks to put into your quilt, finding your “neutral” color, sharing ideas and fabrics, and incorporating orphan blocks into the mix. These quilts are fun, and it’s on the schedule because I want to finish my quilt that I started 2 years ago. Which means a second quilt, with all the left over parts, will be soon coming.

**One Block Wonder Panel 1<sup>st</sup> class Saturday May 28 10:30-4 \$50 Jean Korber**

Back by popular demand! This quilt uses 7 identical panels, 6 of which are cut up into equilateral triangles and pieced around the panel, which is worked into the center, the top, the bottom, the side—you choose! First class is getting your panels cut. Subsequent classes (2 more) in June will follow for designing and sewing. If you haven’t made one of these quilts, now is the time to learn. And an in person class, especially for this quilt, is the way to do it.

**Zig Zag Quilt Saturday May 7 1-5 \$35 Barb Boyer**

A change up from the traditional Jelly Roll Quilt. Zig Zag uses one bundle of 2 ½” Strips plus additional fabric. The cascading colors make a stunning, simple to piece quilt. Perfect for that last minute gift: graduation, wedding, Mother’s Day, Father’s Day, etc.



## Nolting Quilting Machines



## Nolting Longarm Machines



Nolting has 5 main machines, each with different reaches: from 17" to 30" depending on the machine. They are sold with or without a frame, but after I saw & helped set up one of the steel frames this week, I recommend buying the frame. All machines, except for the Standard--the most economical machine-- have a stitch regulator. I recommend a stitch regulator. All machines can be equipped with a computer and there are a couple of different ones to choose from. In addition, you can get an extended table base so that you can use rulers, you can get larger bobbins on some of the models and on the frames you can get hydraulic lifts to raise and lower the tables. In the coming weeks, I will print out more information on each model.

The best entry level machine is the Fun Quilter. It comes in 17", 20" & 23" reach. It comes with the Intellistitch Equalizer stitch regulator, standard speed control, needle up/down, and fixed handles in the front & rear. This machine can also be equipped with a computer.

The Pro Machine has the Intellistitch Turbo stitch regulator, single stitch option, standard speed control, needle up/down and customizable handles in the front & rear. The Pro Machine comes in 20", 24" and 30" reach with 10-12" of inside height. There are easy dials on the front to set stitch length and other options. This machine can also be equipped with a computer.

The NV Machine is the newest in the fleet of Nolting machines. This machine has a touch screen with programmable stitch regulation. You can stitch in 4 different stitch modes plus single stitch and needle up/down. It also has an adjustable brightness LED work light. This machine can also be equipped with a computer.

---

Normal Shop Hours:  
**Monday-Saturday 10-6**  
**Sunday 1-5**

**Closed first Sunday of month (and some holidays)**

**New Hours for Winter Time (starting Nov 7-May 22)**

**Monday-Saturday 10-5, closed Sundays unless a class is scheduled. Then we're open 1-5.**  
**Check the schedule.**

Join the fun and come feel the difference of quality fabrics.

Happy quilting!

Sincerely, Barbara Boyer  
Around the Block  
307-433-9555

[www.aroundtheblockquilts.com](http://www.aroundtheblockquilts.com)

