



June 17, 2022

It's summer. Have you noticed? In years past I would always wonder, and worry, that summer would never really get here. We'd sit in the 60s for a long time, 40s at night. And then finally creep into the 80s for a taste of summer heat.

Not this year.

I'm not complaining, as it was nice to get out of the theater last night, in the dark, and it was still warm. That only happens in Phoenix.

Aside: I don't care what the reviews say, I liked the new Jurassic Park movie. It had plot threads that paid tribute to previous movies, which I liked. It had lots of teeth and showed them up close and terrifying, and the T-Rex was back, which is the center character for all the films. And the John Williams score topped it off.

And we're dealing with weird wind. Jean lost the roof off a building last night, and when she showed me pictures, I wrote back and said – wow, and I didn't think I had any wind at my house last night. But I did. I completely ignored the fact that the blinds in the bedroom were blowing back & forth so hard that they pushed stuff off my head board. And the wind was powerful enough to flip a semi, which later burst into flames when another semi ran into it, killing at three? people. That was out by Archer and the Interstate east bound is still shut down. What's disturbing is I think I'm getting so used to this summer onslaught of wind that I'm not paying any attention to it. And then there are the floods in Yellowstone. This is not a good start to summer in Wyoming.

"So is all that the reason why I had to get this ridiculous haircut?" complained Becca. "Because it's hot & windy?" Becca is my mini Australian shepherd, who now looks like a puppy with fluff all over her body, instead of a long coated shaggy Aussie. I decided to take her in for her first shave and fluff this week.

"I thought you would be cooler, and besides you look better than when I take the scissors to you. You hate having to stand still long enough to get some of the shag off. And you smell better."

“Yeah, Cassidy didn’t even recognize me. I walked over to her and she growled at me.”

“I’m sure you’re mistaken. You were probably trying to get into her business or steal a treat or something.” Becca continued to look pouty.

“Besides, you came into the shop afterward and everybody loved your new look. They thought you were so cute.” Becca kept pouting. Obviously “cute” is not the look she’s going for.

“So when is Cassidy getting her hair cut?” Becca asked.

“Her coat automatically sheds and thins on its own. She doesn’t need special care.”

Becca perked up on that. She heard the word special and she always thinks she’s special. She’s a bit narcissistic.

“And it makes you look young,” I told her. Becca practically preened at that and wiggled her butt. Even dogs like to be told they look young.

“Did you see that Paul McCartney had his 80th birthday?” Becca asked me. “So does that make you feel old?”

Sigh. Sometimes it just doesn’t pay to give compliments to a narcissistic mini-Aussie.


“No it doesn’t Becca,” I said. “I’m much younger than McCartney.”

She peered at me and opened her mouth.



“Look, joggers,” I said. Becca spun around and ran outside.

It’s so easy to distract her.....


What's New




This print is also in overwide.



From Northcott: and we did 3 kits of the bear's paw pattern.





From Michael Miller and Benartex (the Christmas one)


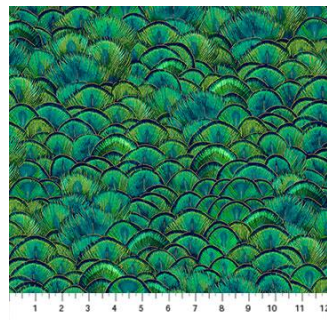


From Hoffman. The new shipment of Bucking Horse & Rider fabric is in. It is hard for me to capture the images because these are custom prints. In addition to the BH&R, we've got Big Horn Sheep, Antelope, Barbed Wire, Bull Riders, Grizzly Bears, Wildlife Paws, Buffalo, Cowboy Boots, and Moose -- all in batiks. The three colors below are in the small print. We also have the BH&R in the large print in the cappuccino and dijon colors, plus a bolt in Saddle (dark brown/cream horse and Palomino (brown with goldish horse)



Dijon

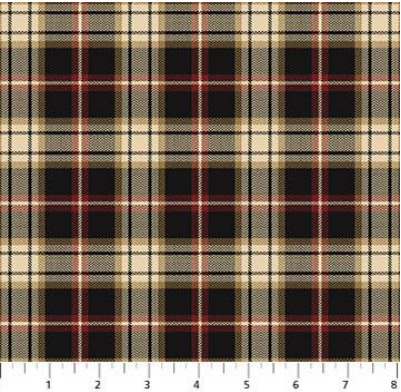



Tea Rose



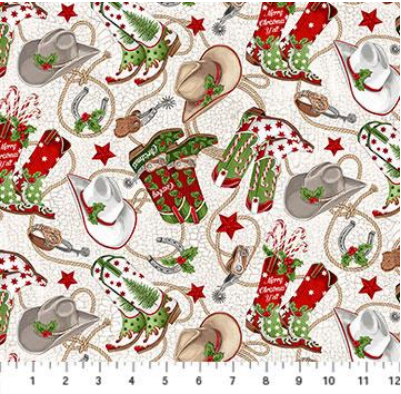
From Northcott



From Benartex



From Northcott









From Riley Blake--Note: These fabrics are bundled in a one yard package. There are 21 pieces, which include 1 each of the six panels. Pictures are representative of what is in the bundle. **THERE ARE 15 DIFFERENT FABRICS, PLUS THE 6 PANELS IN THE PACKAGE.**


WE HAVE ONLY ONE COLLECTION LEFT AND 2 BUNDLES OF FAT QUARTERS.


Also have the Elk and Deer panel on the bolt.







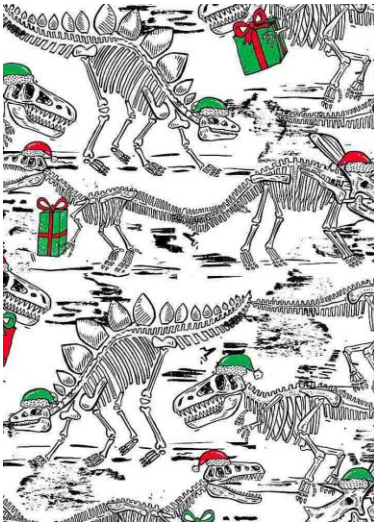


From Northcott











From Timeless Treasures





From Northcott









From QT

	Monday	Tuesday	Wednesday	Thursday	Friday	Saturday
JUNE			1 Long Arm class 10:30	2 Long Arm Rental Day	3 Retreat with Sue! 10:30-5	4 BOM 10:30 Retreat with Sue! 11-5
5 Retreat with Sue! 1-5	6	7 Hand work Club 2-4	8 Knit Pickers' Club 2-4	9 Long Arm Rental Day	10	11 Embroidery Club 10-noon Rulers: Creative Grid flying Geese rulers demo, 1-2 <u>20%</u> of ruler
12 Shop Is now open 1-5! Beginning Quilting 1-4	13	14 Hand work Club 2-4 Full moon	15 Long Arm class 10:30	16 Long Arm Rental Day	17	18 One Block Wonder Panel, sewing & designing 10:30-4

19	20	21	22	23	24	25
Dads' Day Beginning Quilting 1-4 Shop Is now open 1-5!		Hand work Club 2-4	Knit Pickers' Club 2-4	Long Arm Rental Day Make & Take Wool Needle Holder 1-4		Binding by hand and machine 1-4
26	27	28	29	30		
Beginning Quilting 1-4 Shop Is now open 1-5!		Hand work Club 2-4	Long Arm class 10:30	Long Arm Rental Day	Color of the month: blue	

Sunday	Monday	Tuesday	Wednesday	Thursday	Friday	Saturday
	JULY				1	2
						BOM 10:30 Take 5 1-5
3 CLOSED	4 CLOSED Independence Day	5 Hand work Club 2-4	6 Long Arm class 10:30	7 Long Arm Rental Day	8	9 Embroidery Club 10-noon Rulers: Creative Grid Flying Geese rulers demo, 1-2 <u>20%</u> of ruler
10 Beginning Quilting 1- 4	11	12 Hand work Club 2-4	13 Knit Pickers' Club 2-4 Full moon	14 Long Arm Rental Day Make & Take: Grocery Tote 1-4	15	16 Patriotic Turning 20 10:30-4

17 Beginning Quilting 1-4	18	19 Hand work Club 2-4	20 Long Arm class 10:30	21 Long Arm Rental Day	22	23 Three Yard Quilts 10:30-4
24 Beginning Quilting 1-4	25	26 Hand work Club 2-4	27 Knit Pickers' Club 2-4	28 Long Arm Rental Day	29	30 Cotton Candy 10:30-4
31 Beginning Quilting 1-4	Color of the month: Christmas					

June classes

Machine Applied Binding Sat June 25 1-4 \$35 Barb Boyer

I will teach you how to cut and sew your binding, and then you will practice on your own project. Homework before class: Make sure you have a small project (40 X 40, but no smaller than 20 X 20) that is quilted and ready for binding. Also bring your chosen binding (you don't have to cut it prior to class). In class you will prepare your binding, then stitch it on. You will learn how to cut & press your binding, how to stitch it on the first side, how to miter the corners, and then how to choose a decorative stitch (or just a straight stitch) to stitch the binding down on the other side. Several different methods of machine applied binding will be discussed and shown.

Make & Take Thurs June 23 1-4 \$40 Barb Boyer Includes kit & pattern

In June, you will learn to make a **wool holder/notebook for needles, scissors and note pad**. We will provide the kit to make the holder, which will include the wool, trims and matching wool threads for the applique. I will show you easy ways to applique your wool pieces. If you don't want to do it all by hand, bring your machine and put it together either in part or all by machine.

One Block Wonder Panel 2st class Saturday June 18 10:30-4 \$50 Jean Korber

Back by popular demand! This quilt uses 7 identical panels, 6 of which are cut up into equilateral triangles and pieced around the panel, which is worked into the center, the top, the bottom, the side—you choose! First class is getting your panels cut (class in May). Subsequent class in June for designing and sewing. If you haven't made one of these quilts, now is the time to learn. And an in person class, especially for this quilt, is the way to do it.

July Classes

Cotton Candy Sat July 30 10:30-4 \$35 Barb Boyer

Cotton Candy uses the large SideKick Ruler to cut triangles and diamonds. These are sewn into hexies and then sewn together in rows – no inset seams! Choose a color wheel color scheme or just use scraps. There is a lot of piecing in this quilt, but by chain piecing (and we will show you the easy way to do this) you will get this quilt done in no time. If you want a little bit of a challenge this summer, this is the quilt for you!

Creative Grid Ruler Demo Sat July 9, 1-2 FREE

Stripology Geese Ruler. With this ruler you get slits at ½ inch intervals, allowing you to cut all sorts of different sized strips. The ruler can also be used to cut squares from your strips. And you can use it to square up blocks, specifically half square and quarter square triangle blocks. Very versatile. Come to the free demo, learn how to use the ruler, and if you buy the ruler that day, 20% off the cost of the ruler. I will have limited supplies of the rulers in stock, but if I run out, if you pay for the ruler, I will order it in for you.

Make & Take Thurs July 14 1-4 \$30 Barb Boyer Includes kit & pattern

Grocery Bag Tote: We will make an easy and fun grocery tote bag, complete with elastic to roll it up. **SPOILER ALERT: Around the Block will be going bagless this fall.** We are going to move away from offering plastic bags to customers. We will always have some bags, just because and just in case, but we hope you will start bringing in your own reusable bag to this store and others. This grocery tote is approximately the same size and shape as the plastic bags you get at the grocery store. We will provide kits for class; all you need to do is bring your sewing machine.

Patriotic Turning Twenty July 16, 10:30-4 \$30 Barb Boyer


We used 20 red, white and blue fabrics for our quilt, but any 20 fabrics will work. Go Western, Wildlife, Sewing, dogs, flowers – they will all work. This Turning 20 has 2 different blocks and uses a partial seam construction, which is easy to do. It's a quick quilt and you will learn a new skill!

Take Five July 2, 1-5 \$30 Barb Boyer

It takes 5 minutes to choose 5 fabrics and in 5 hours you have a quilt! Yes, you can do it! It really doesn't take long to find the right fabrics and because the fabrics are stacked on top of each other (only 5 layers) you can cut the pieces you need from each fabric very quickly. I'll show you how to quickly sort your fabrics into the blocks and the a quick & easy chain piecing technique gets your blocks done quickly. It's a fun, easy sew and if you need a quick gift, this is the perfect quilt.

Three Yard Quilt July 23 \$30 Jean Korber

The ever popular 3-yard quilt keeps your fabric choices easy and your sewing simple. Choose any quilt from the popular books and we will help you get your cutting and sewing going. You are bound to have most of this quilt finished by the time you leave! Great for gifts!



Nolting Quilting Machines



Nolting Longarm Machines

Nolting has 5 main machines, each with different reaches: from 17" to 30" depending on the machine. They are sold with or without a frame, but after I saw & helped set up one of the steel frames this week, I recommend buying the frame. All machines, except for the Standard--the most economical machine-- have a stitch regulator. I recommend a stitch regulator. All machines can be equipped with a computer and there are a couple of different ones to choose from. In addition, you can get an extended table base so that you can use rulers, you can get larger bobbins on some of the models and on the frames you can get hydraulic lifts to raise and lower the tables. In the coming weeks, I will print out more information on each model.

The best entry level machine is the Fun Quilter. It comes in 17", 20" & 23" reach. It comes with the Intellistitch Equalizer stitch regulator, standard speed control, needle up/down, and fixed handles in the front & rear. This machine can also be equipped with a computer.

The Pro Machine has the Intellistitch Turbo stitch regulator, single stitch option, standard speed control, needle up/down and customizable handles in the front & rear. The Pro Machine comes in 20", 24" and 30" reach with 10-12" of inside height. There are easy dials on the front to set stitch length and other options. This machine can also be equipped with a computer.

The NV Machine is the newest in the fleet of Nolting machines. This machine has a touch screen with programmable stitch regulation. You can stitch in 4 different stitch modes plus single stitch and needle up/down. It also has an adjustable brightness LED work light. This machine can also be equipped with a computer.

Normal Shop Hours:
Monday-Saturday 10-6
Sunday 1-5
Closed first Sunday of month (and some holidays)
New Hours for Winter Time (starting Nov 7-May 22)
Monday-Saturday 10-5, closed Sundays unless a class is scheduled. Then we're open 1-5.
Check the schedule.

Join the fun and come feel the difference of quality fabrics.

Happy quilting!

Sincerely, Barbara Boyer
Around the Block
307-433-9555
www.aroundtheblockquilts.com

