



July 22, 2022

"You're buying me a what?" Becca looked both indignant and perplexed. When that happens, she gets this little crooked smile on her face and her ears go lopsided. Becca, for those of you who are new to the newsletter, is my very opinionated, never subtle, rarely polite mini Australian Shepherd.

"I'm buying you a swimming pool. Actually, a wading pool. Probably just a stand in place to keep your feet cool pool," I told her. "Should be here today."

"Well, I'm not going to use it," she declared.

"That's what I figured," I told her. And she's probably right. She doesn't use the fancy dog house I built for her, or the summer cot, or the heated outdoor pad during the winter. Instead, she and Cassidy, my full sized Australian Shepard, huddle against the cyclone fence in the cold wind, or sleep on MY cot/lounge chair, or just park themselves out on the lawn in all weather, never bothering to find any of the shelter I provide. It's exasperating.

"Cassidy won't use it either," she opined. "The last swimming pool you bought she ate."

"You weren't even born then," I told her. "How do you know....wait, I don't want to know. This is a different kind of pool. The one I bought for Cassidy, a long time ago, was the thin plastic kiddy/wading pool type. I had to use rocks to keep it weighted down. Cassidy decided to drag it around and she poked lots of holes in it. So then it wouldn't hold water and then it blew away."

"So what makes you think this is going to work any better?" Becca inquired.

"Well, it's been hot and I thought you might benefit from having some water to dip into to cool off," I said. "I'm trying to look out for you."

She continued to look skeptical.

"Plus, it was cheap."

"Kotcha," she said. "So that's why you threw us in the bathtub last week and soaked us down. To cool us off?"

"Yup."

"That was horrible," she said. "And scary," she added.

"Yeah, but you got to roll in the dirt afterward, that was fun, right?" Becca didn't look too convinced.

"Well this wading pool has a very low rim. It won't have that much water in it. You'll be able to hop in and out very easily and it is big enough that you can lie down in it. And it should be heavier so Cassidy can't haul it around," I said. "So when it gets hot, you can take a dip in the pool, cool off and then go roll around in the dirt. Sound good?"

Becca got this far away look in her eyes. Never a good sign.

"Did you say how deep this wading pool is?" she asked.

"Up to 12 inches, I think," I told her. "Why?"

“Can cats swim?” she asked innocently

“Maybe....whoa, wait a minute. What are you thinking? Becca!! Becca!!”

Stay tuned.

Home for the Holidays Christmas Quilt

84" X 101

Because it's Christmas in July, I wanted to get this pattern out to you as quickly as I could. The pattern is not completely vetted yet -- I'm just now cutting my version of it. And...we are cutting kits, but we are going to cut a smaller version of this quilt. Consequently, I will have some different fabric requirements for the small quilt. So stay tuned. At a minimum, the fabric requirements for the big quilt are accurate. I am working through the cutting and piecing parts now, so if there are changes, I will provide updates. But I wanted you to get the pattern while the "Color of the Month" sale for Christmas fabric is still on.





[Home for the Holidays Quilt](#)



What's New





Northcott: Soar WE HAVE
KITS!










From Studio E



From Clothworks



From Dear Stella



From Northcott








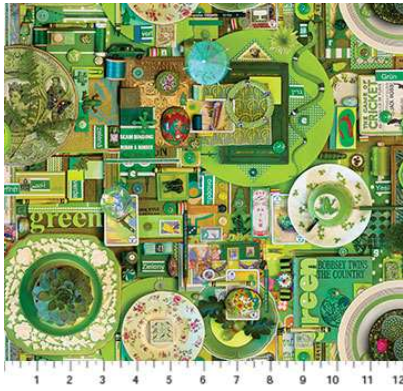

From Riley Blake--Note: These fabrics are bundled in a one yard package. There are 21 pieces, which include 1 each of the six panels. Pictures are representative of what is in the bundle. THERE ARE 15 DIFFERENT FABRICS, PLUS THE 6 PANELS IN THE PACKAGE.

WE HAVE ONLY ONE COLLECTION LEFT AND 2 BUNDLES OF FAT QUARTERS.

Also have the Elk and Deer panel on the bolt.



From Northcott



From Timeless Treasures



July Classes (sorry about the small July calendar--it's a chore to get it in correctly & I accidentally deleted it last week)

Cotton Candy Sat July 30 10:30-4 \$35 Barb Boyer

Cotton Candy uses the large SideKick Ruler to cut triangles and diamonds. These are sewn into hexies and then sewn together in rows – no inset seams! Choose a color wheel color scheme or just use scraps. There is a lot of piecing in this quilt, but by chain piecing (and we will show you the easy way to do this) you will get this quilt done in no time. If you want a little bit of a challenge this summer, this is the quilt for you!

Three Yard Quilt July 23 \$30 Jean Korber

The ever popular 3-yard quilt keeps your fabric choices easy and your sewing simple. Choose any quilt from the popular books and we will help you get your cutting and sewing going. You are bound to have most of this quilt finished by the time you leave! Great for gifts!

August Classes

Creative Grid Ruler Demo Sat August 13, 1-2 FREE

The third ruler in August is the **Curvy Log Cabin ruler**. By cutting logs at different widths, you can create the illusion of curves and this ruler shows you how. We'll have some cute table runner patterns (mainly holiday) to go with. . Come to the free demo, learn how to use the ruler, and if you buy the ruler that day, 20% off the cost of the ruler. I will have limited supplies of the rulers in stock, but if I run out, if you pay for the ruler, I will order it in for you.

Kaleidoscope Ruler Quilt August 20 10:30-4 \$35 Barb Boyer

This quilt is from In the Beginning fabrics, although most any 10" wide border stripe would work. You cut 8 identical pieces (similar to One Block Wonder and Stack & Whack) using the kaleidoscope ruler. Full sized blocks are used in the center and half blocks for the setting triangles. It looks harder than it is. Only two fabrics are used for this quilt. If you want a kit, please sign up early (as soon as the fabric arrives) as we will have limited supplies.

Make & Take Sat Aug 27, 10:30-3 \$30 Jean Korber Includes kit & pattern

Fabric Bowl: We will make a fabric bowl, n easy and **fun grocery tote bag**, complete with elastic to roll it up. **SPOILER**


ALERT: Around the Block will be going bagless this fall. We are going to move away from offering plastic bags to customers. We will always have some bags, just because and just in case, but we hope you will start bringing in your own reusable bag to this store and others. This grocery tote is approximately the same size and shape as the plastic bags you get at the grocery store. We will provide kits for class; all you need to do is bring your sewing machine.

July 2022

Sunday	Monday	Tuesday	Wednesday	Thursday	Friday	Saturday
						1 BOM 10:30 Market Tote Bag 1-5
2 CLOSED	3 CLOSED Independence Day	4 Hand work Club 2-4	5 Long Arm class 10:30	6 Long Arm Rental Day	7	8 Embroidery Club 10-noon Rulers: Creative Grid Strip rulers Demo 1-2 20% off ruler
9 Beginning Quilting 1-4 Shop is now open 1-5!	10	11 Hand work Club 2-4	12 Knit Pickers' Club 2-4 Full moon	13 Long Arm Rental Day	14	15 Patriotic Turning 20 10:30-4
16 Beginning Quilting 1-4 Shop is now open 1-5!	17	18 Hand work Club 2-4	19 Long Arm class 10:30	20 Long Arm Rental Day	21	22 Three Yard Quilts 10:30-4
23 Beginning Quilting 1-4 Shop is now open 1-5!	24	25 Hand work Club 2-4	26 Knit Pickers' Club 2-4	27 Long Arm Rental Day	28	29 Cotton Candy 10:30-4
30 Beginning Quilting 1-4 Shop is now open 1-5!	31 Color of the month: Christmas					

Sunday	Monday	Tuesday	Wednesday	Thursday	Friday	Saturday
August	1	2 Hand work Club 2-4	3 Long Arm class 10:30	4 Long Arm Rental Day	5	6 BOM 10:30
7 CLOSED	8	9 Hand work Club 2-4	10 Knit Pickers' Club 2-4	11 Long Arm Rental Day Full moon	12	13 Embroidery Club 10-noon Rulers: Creative Grid Curvy Ruler demo 1-2 20% of ruler
14 Beginning Quilting 1- 4	15	16 Hand work Club 2-4	17 Long Arm class 10:30	18 Long Arm Rental Day	19	20 Kaleidoscope Ruler Quilt 10:30-4
21	22	23 Hand work Club 2-4	24 Knit Pickers' Club 2-4	25 Long Arm Rental Day	26	27

28	29	30 Hand work Club 2-4	31 Color of the month: blacks			
----	----	-----------------------------	---	--	--	--



Nolting Quilting Machines



Nolting Longarm Machines

Nolting has 5 main machines, each with different reaches: from 17" to 30" depending on the machine. They are sold with or without a frame, but after I saw & helped set up one of the steel frames this week, I recommend buying the frame. All machines, except for the Standard--the most economical machine-- have a stitch regulator. I recommend a stitch regulator. All machines can be equipped with a computer and there are a couple of different ones to choose from. In addition, you can get an extended table base so that you can use rulers, you can get larger bobbins on some of the models and on the frames you can get hydraulic lifts to raise and lower the tables. In the coming weeks, I will print out more information on each model.

The best entry level machine is the Fun Quilter. It comes in 17", 20" & 23" reach. It comes with the Intellistitch Equalizer stitch regulator, standard speed control, needle up/down, and fixed handles in the front & rear. This machine can also be equipped with a computer.

The Pro Machine has the Intellistitch Turbo stitch regulator, single stitch option, standard speed control, needle up/down and customizable handles in the front & rear. The Pro Machine comes in 20", 24" and 30" reach with 10-12" of inside height. There are easy dials on the front to set stitch length and other options. This machine can also be equipped with a computer.

The NV Machine is the newest in the fleet of Nolting machines. This machine has a touch screen with programmable stitch regulation. You can stitch in 4 different stitch modes plus single stitch and needle up/down. It also has an adjustable brightness LED work light. This machine can also be equipped with a computer.

Normal Shop Hours:
Monday-Saturday 10-6
Sunday 1-5

Closed first Sunday of month (and some holidays)

New Hours for Winter Time (starting Nov 7-May 22)

Monday-Saturday 10-5, closed Sundays unless a class is scheduled. Then we're open 1-5. Check the schedule.

Join the fun and come feel the difference of quality fabrics.

Happy quilting!

Sincerely, Barbara Boyer

Around the Block

307-433-9555

www.aroundtheblockquilts.com