



Around the Block
QUILT SHOP

June 4, 2021

"You brought home what?" Becca was outraged. (Actually she was worried, as that is her normal response to new things.)

"And not just one, but 2?" Becca, for those of you new to this post, is my very opinionated, often worried about everything, mini Australian Shepherd. Last year was very hard for her, what with all the things going wrong. She had permanent creases in her eyebrows from worrying so much.

"Well, I was only going for one, but just like potato chips, sometimes you can't just have one. Besides this way they won't be as lonely when I'm gone during the day. You obviously can't babysit them." Becca started looking worried again about the prospect of having to babysit kittens.

These two kittens, so far unnamed, came into our lives on Wednesday. They are Manx kittens, from two different litters, and the youngest is also a polydactyl cat - she has an extra toe on her front paws. The extra toe bit is not exclusive to the Manx breed. Polydactyl cats were popular on ships, possibly because sailors believed it made them better...

"Navigators?" Becca jumped in.

"Really, Becca? No, I think they thought they were better mousers and had better agility."

"Well, we need some good mousers in this house," Becca said. She's right about that. Enough said.

Polydactyl cats were also a favorite with Ernest Hemingway, and the cats with the extra toe often are referred to as Hemingway cats. His first polydactyl cat was named Snow White, and his house in Key West, which is now a museum, is also home to about 50 descendants of his cats.

So Manx cats are born without tails...

"Just like me?" Becca asked, seemingly eager to find some way to bond with the intruders, her words, not mine. Words, as we know from this past year, are powerful. Marchers, protestors, rioters? Protestors, a mob, insurgents, terrorists, tourists? Sometimes viewing all the "action," not just careful video slices, paint a better picture with the sound on mute. And that's what I'll be doing with Becca: watching her actions and not her words. She wants to be friendly, she's just not sure how yet. So for a while, the kittens will be intruding into her space.

"Well, Australian Shepherds can be born without tails, but you weren't. To keep all Aussies the same in the fashion world, the breed standard requires all Aussies to be tailless," I told her.

"You mean you cut my tail off?" Becca started getting even more worried.

"Calm down, I didn't do it and you were a new born. Actually, let's not talk about that. Let's just say that the Manx kittens match you and Cassidy. No tails."

"You don't have a tail either," Becca said, peering around at my backside.

"Let's get back to the kittens," I said. "Manx cats get their name from the Isle of Man, which back in the 19th century, is where many of the Manx cats came from. But tailless versions of cats abound in other areas, so the story of their origins is varied. But they are good hunters, very affectionate, and can exist as just a lap kitty. I can attest that the first night the littlest one was stretched out full length on my lap as if she had been there all her life.

And that's when I decided to introduce them to the dogs. I wasn't going to do that their first night, but they were so comfortable and adjusted I decided, why not?

That's when the oldest found a hideaway place under the couch and the youngest decided to emulate a meerkat, sitting ramrod straight on her haunches, snuggled into the crook of my elbow, swiveling her head back and forth...for what seemed like hours. Becca, for her part, sidled over to the couch, not seeing but trying to see, the kitten. Cassidy just fell asleep on the floor.

The next night was better. They won't be trying to eat of out the same bowl any time soon, but once the kittens put on a little weight they will establish their ascendancy with one swipe of their claws, and pecking order will be established.

"I will not invite them into my house, the Queen's Palace," Becca huffily informed me, "I don't care how friendly they are."

"The expensive dog house that I built for you that you don't use is now called a Palace?" I asked her.

"When the Queen is in and the flag is run up the flagpole [she has one of these as well, just so you know], it becomes a Palace. You can build the cats their own condo."

And that's exactly what I think I'll do.

P.S. I have been informed that the little arrow pointing to the right on the gas gauge is to show me on which side of the car the gas tank is. My brother clued me in. It's good to have a big brother.



Quilt Challenge! Deadline June 21

WHAT'S NEW!!




Bucking Horse and Rider is in and is selling quickly. Don't wait too long for your favorites -- like the charcoal grey/pink.

From Northcott:



Elk Panel is back in.
We will make a few
kits similar to the
sample hanging in the
store.




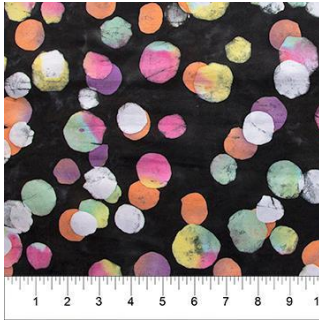

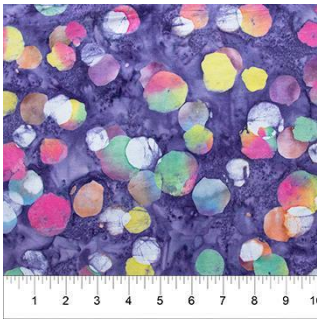

and in overwide--3
bolts. Great for backs.



From Anthology:



From Northcott:



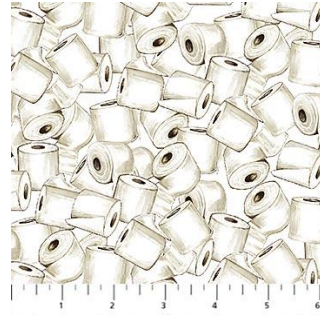
From Alexander Henry:






flannel

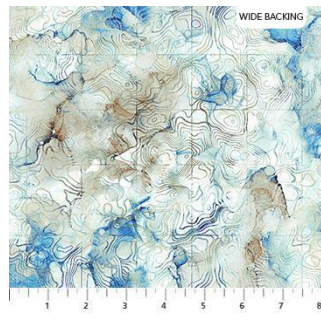

From Northcott:



Do you see a theme here?

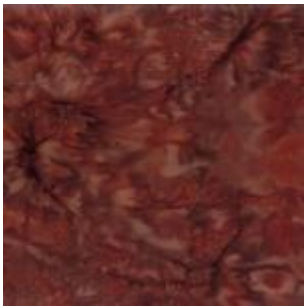
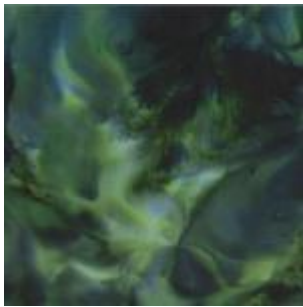


other reading material



overwide

From Hoffman:



From Robert Kaufman:




From Hoffman:



We got another bolt of the animals, but the trees are gone for now.

From Henry Glass:





From Windham






from Hoffman:



From Northcott:





From Northcott:





From 3 Wishes:



We've done a cute BQ quilt with this fabric. We have not kitted it yet.





We've done a cut Take 5 with this fabric. Kits are coming. At least one.



Clothworks:



Snarky Cats



Come see our quilt in progress!

June 2021

Sunday	Monday	Tuesday	Wednesday	Thursday	Friday	Saturday
		1	2	3	4	5 BOM 10:30 Jelly Roll Race 1-5
6 CLOSED	7	8 Hand work Club 2-4	9 Knit Pickers' Club 2-4	10	11	12 Embroidery Club 10- noon One Block Wonder 1- 5
13 Beginning Quilting	14	15 Hand work Club 2-4	16	17	18	19 One Block Wonder 11-5
20 Dads' Day Beginning Quilting	21	22 Hand work Club 2-4	23 Knit Pickers' Club 2-4	24 Full moon	25	26 One Block Wonder 11-5
27 Beginning Quilting	28	29 Hand work Club 2-4	30	Color of the month: blue		

July 2021

Sunday	Monday	Tuesday	Wednesday	Thursday	Friday	Saturday
				1	2	3 BOM 10:30 CLOSE AT 3
Color of the Month: Christmas						
4 CLOSED Independence Day	5	6 Hand work Club 2-4	7 Knit Pickers' Club 2-4	8	9	10 Embroidery Club 10-noon Take 5 1-5
11 Beginning Quilting	12	13 Hand work Club 2-4	14	15	16	17 Disappearing Triangles 11- 5
18 Beginning Quilting	19	20 Hand work Club 2-4	21 Knit Pickers' Club 2-4	22	23 Full moon	24 Disappearing 9-patch, <u>varieties 11-</u> 5
25 Beginning Quilting	26	27 Hand work Club 2-4	28	29	30	31

August 2021

Sunday	Monday	Tuesday	Wednesday	Thursday	Friday	Saturday
1 Beginning Quilting	2	3	4	5	6	7 BOM <u>10:30</u> <u>Hunters</u> Star 1-5
8 Beginning Quilting	9	10 Hand work Club 2-4	11 Knit Pickers' Club 2-4	12	13	14 Embroidery Club 10- noon
15 Machine Applied Binding 1-4	16	17 Hand work Club 2-4	18	19	20	21 Hunters Star 11-5
22 Full moon	23	24 Hand work Club 2-4	25 Knit Pickers' Club 2-4	26	27	28 BQ Quilt 11-5
29	30	31 Hand work Club 2-4	Color of the month: blacks			

Please look on the calendars above for times and dates. Explanations of classes will be out soon--most are self explanatory. NOTE: One Block Wonder Panel class only has 2 more openings.

Ongoing Classes & Clubs

Block of the Month First Sat of month 10:30-11:15 FREE Barb Boyer

Join at any time. You get a free fat quarter if you come to class with the previous month's completed block. This year the challenge will be houses and seasons. Each row will have houses, trees and other "neighborhood" objects. Each house will have a place for a pieced block. Each "row" will be a season: Spring, Summer, Fall and Winter. We'll also have a quilt store, school, "village" shops, church, outhouse, dog house, barn - as many as I can squeeze in!

Hand Embroidery Club 2nd Sat. of the month, 10-noon FREE Kathy Sconce

If you want to learn to hand embroider or just brush up your technique, join us on the second Saturday of the month from 10 to noon. You can work on your own projects or you can join the project we are doing. We will be starting Crabapple Hill's Snow Days. This is an embroidered and pieced block. So we will help you through the piecing, tracing and embroidery.

Knit Pickers' Club 2nd and 4th Wed of each month, 2-5 Carol Moler

We are changing up the Knit Pickers' Club. We're going to knit 2 days a month every second and fourth Wednesday, and we'll start earlier in the day at 2 and go to 5. The Club is open to all skill levels. We want to share what we've learned, find new patterns, and simply just sit and knit. We may work on some felting projects, fingerless mittens, mittens, and socks. By summer, we may extend the knitting time into the evening.

Hand Sewing Club every Tuesday afternoon 2-4

This club is open to everyone. Bring your hand sewing (embroidery, binding, knitting, crochet, etc) and sit & stitch. During covid, we sit 6 feet apart and wear our masks, but at least we can share our projects, get a little stitching done and just enjoy the companionship.

CLUBS

HAND EMBROIDERY CLUB FREE!

If you want to learn to hand embroider or just brush up your technique, join us on the second Saturday of the month from 10 to noon. You can work on your own projects or you can join the project we are doing.

Hand Work Club FREE!

Every Tuesday afternoon from 2-4, join us to just sit & hand stitch, crochet, bind, or knit group. Bring what you're working on, sit up at the table in front by the window and work on your projects for a while. You can get advice & suggestions from your fellow quilters and share your experiences about your projects.

Knit Pickers' Club FREE!

This is another get-together class to sit & knit, work on our projects, share information and get some help. We will share techniques, suggest patterns, but mainly we'll sit & knit (or pick). We are discussing trying to do a group project meaning everyone does the same pattern. Each month we will learn a different pattern, make it into a square and eventually put all the squares into one project Afghan, scarf, bag, etc.

Block of the Month Club FREE!

First Saturday of the Month, 10:30-11:15. Join at any time. You get a free fat quarter if you come to class with the previous month's completed block.

Toad Toters Club

On full moon days (as noted in the calendar) you will get 20% off all purchases (not otherwise discounted) that you can fit in your bag. You must bring your bag to participate.

Full Moon Days: January 28, February 27, March 28, April 26 and May 26.

Discount Policy

We will honor only one discount -- whichever is largest. You can't combine a 10% with a 25% discount to get a 35% discount. On this we can't be bribed.

Color of the Month

June, blue; July Christmas; August blacks

Normal Shop Hours:

Monday-Saturday 10-5

Sunday 1-5

Closed first Sunday of month (and some holidays)

Nolting Longarm Machines

Nolting has 5 main machines, each with different reaches: from 17" to 30" depending on the machine. They are sold with or without a frame, but after I saw & helped set up one of the steel frames this week, I recommend buying the frame. All machines, except for the Standard-- the most economical machine-- have a stitch regulator. I recommend a stitch regulator. All machines can be equipped with a computer and

there are a couple of different ones to choose from. In addition, you can get an extended table base so that you can use rulers, you can get larger bobbins on some of the models and on the frames you can get hydraulic lifts to raise and lower the tables. In the coming weeks, I will print out more information on each model.

The best entry level machine is the Fun Quilter. It comes in 17", 20" & 23" reach. It comes with the Intellistitch Equalizer stitch regulator, standard speed control, needle up/down, and fixed handles in the front & rear. This machine can also be equipped with a computer.



The Pro Machine has the Intellistitch Turbo stitch regulator, single stitch option, standard speed control, needle up/down and customizable handles in the front & rear. The Pro Machine comes in 20", 24" and 30" reach with 10-12" of inside height. There are easy dials on the front to set stitch length and other options. This machine can also be equipped with a computer.



The NV Machine is the newest in the fleet of Nolting machines. This machine has a touch screen with programmable stitch regulation. You can stitch in 4 different stitch modes plus single stitch and needle up/down. It also has an adjustable brightness LED work light. This machine can also be equipped with a computer.



Nolting also has a commercial machine with the Intellistitch Equalizer stitch regulator, standard speed control, needle up/down, and fixed handles in the front & rear. This machine can also be equipped with a computer.

Join the fun and come feel the difference of quality fabrics.

Happy quilting!

Sincerely, Barbara Boyer
Around the Block
307-433-9555
www.aroundtheblockquilts.com