



Around the Block
QUILT SHOP

February 19, 2021

In case you missed it this week, we landed on Mars. Again. Like, 9 times again. So why has the nation been so captivated about this landing if we've already been there 9 times?

One word: Helicopter.

We landed a rover AND a helicopter. Think of it as a big drone. And instead of flying over your neighbor's backyard to spy on the sunbathers, we are going to fly the helicopter over Mars to spy on its sunbathing aliens. Just kidding. Aliens don't sunbath. They know better.

The other remarkable thing about this mission is not the pictures being taken, the samples collected, the amazing landing, the search for ancient alien life (not the sunbathers) and the sound recordings that will take place - I mean all of that is remarkable. No, what got my attention is the fact that the collected samples will be returned to earth.

Did you catch that little bit?

That means that not only will we be landing on Mars again, we will be taking off. You'll have to stay tuned for those details. But we plan to do this not only in my lifetime, but in a little over 10 years. Sometime after 2030. That's not very far away, especially in covid years. And to think we're just beginning to plan a vacation trip to a beach somewhere on Earth in maybe 2022. NASA's got its sights on going to AND from Mars in 2030s.

Other new things: The rover, named Perseverance or "Percy," will travel a 15 mile long path, dubbed an "epic journey." It travels about 0.1 mile per hour. We complain how long it takes to travel through the state of Nebraska going 75 (or 80) mph and wish that the beam me up technology would get

invented. But the 0.1 mph is 3 times faster than previous rovers.

This rover was also the heaviest thing NASA has ever attempted to land on Mars, weighing in at over a metric ton. When it hit the Martian atmosphere it was traveling at 12,000 mph. It had to slow down to 1.7 mph to land AND do that within 7 minutes AND land on a site filled with sand dunes, steep cliffs, boulders and small craters. I don't know what "small" is, but I bet it's bigger than the metric ton rover. AND it did it all without help from NASA - it takes radio signals 11 minutes to reach Earth from Mars. It took the rover only 7 minutes to land. So NASA was in the dark during these critical stages.

I hope you've seen the mission control footage of the NASA scientists cheering when the first pics started coming in, proving the successful landing. Whew.

Next up will be the flight of Ingenuity - the helicopter. It weighs 4 pounds, has to survive frigid nights on Mars all by itself, keep itself warm and charge itself with solar panels. When it proves it can do that, it will take its first flight of about 20 seconds.

And the rover Percy? In addition to its exploration work, it will also be working on how to convert Martian carbon dioxide into oxygen, which means NASA can learn how to make rocket fuel on Mars....and how to keep humans alive when we get there. Maybe by then we'll learn how to keep Texas warm...just kidding.

So check out the pictures of Mars. As my niece pointed out, they look a little like Nevada, just without all the neon signs.

Reading list update:

A book with a yellow cover: Don't Believe a Word: The Surprising Truth about Language, by David Shariatmadari. (That's not the only one I'm reading)

A book with the same title as a movie or TV show but is unrelated to it: Bull, by David Elliot (mythology)

A book by a non-American author: My Sister, the Serial Killer, by Oyinkan Braithwaite (excellent, by the way, and not quite what you would expect)

Call for Quilts

The Blankets for Laramie County Kids needs quilts! It is looking for large (54 X 60) and medium (48 X 60) quilts. These can be completed quilts, quilts that just need

binding, or tops.

After being shuttered for awhile because of covid, the group is getting revved up again and needs our help.

All quilts can be dropped off at the store. So while you are doing (and I know you are still cleaning out the house, because, let's face it, what else is there to do still) find all of those half finished projects that you know you won't finish and collect all of those the finished quilts that haven't yet found a home and bring to the shop to donate to Blankets for Laramie County Kids!

Quilt Challenge!

In the current edition of Fons & Porter is a quilt pattern called Corinthian Stars. It calls for just two fabrics: a background and an ombre.

Jean and I are issuing a challenge to everyone: Get a copy of the magazine at Barnes & Noble, local grocery store or wherever quilt magazines are sold. Then, find your 2 fabrics: You don't have to work with an ombre, but the stars are made from the ombre, which provides a cascading effect of different colors for the stars. The challenge is in the placement of the fabric to create the best looking stars.

Now, you don't have much time for this challenge. You have until March 6, during the Free Block of the Month Class, to submit your quilt. We will then display the quilts in the store and over the next 3 weeks, everyone can vote on their favorite quilt.


Did I mention prizes? For everyone who turns in a quilt, **made with fabric purchased from the store for this purpose**, you will get a \$25 gift certificate. In addition, **all** quilts submitted for the contest (regardless of where or when you bought your fabric) will be eligible for the Viewer's Choice Prize! (Okay, this prize will be announced later. Jean & I just dreamed up this contest, and I want to contact some of my fabric companies to see if they might contribute to this little venture. If not, I'll come up with the prize.)

My quilt is sewn, except for border. Jean's, of course, is done. So we have our examples at the shop. Join the fun! Get a great quilt! Use interesting fabric!

WHAT'S NEW!!

We also got in some white, and black, batiks from Banyon. Internet/Spectrum has been screwy all day so I didn't have a chance to grab pics.

From In the Beginning: Note: Kits are gone but we still have fabric --not much of the green or the border stripe



From Robert Kaufman & Windham







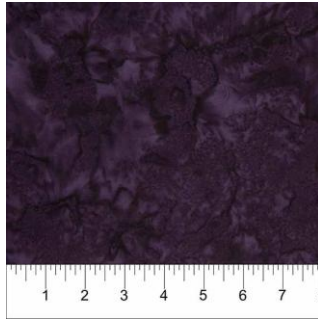



wide back





From M & S Textiles:




From Northcott:





From Moda:





From Northcott:



From Moda:



From Benartex:

It is in now!



From Windham:






My apologies: This was the fabric we got in.



map of london



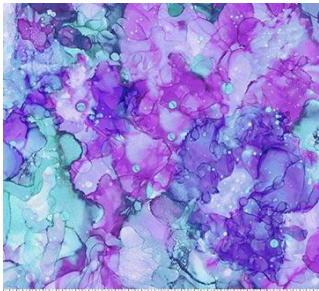
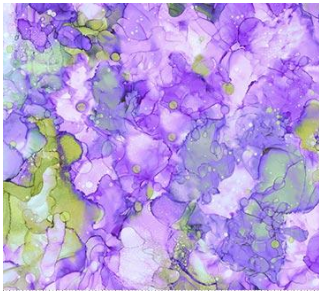
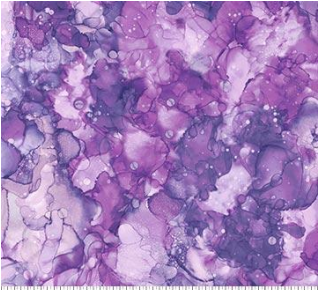





From Figo:


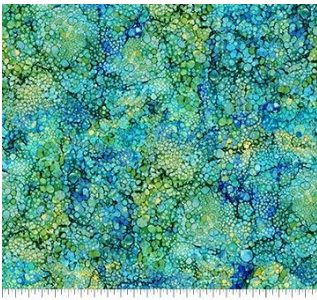





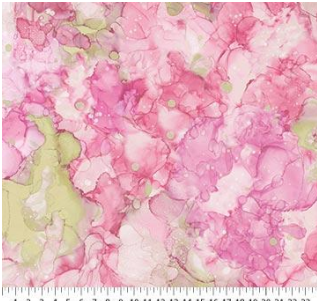

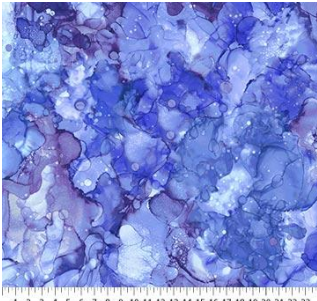





These are linen/cotton



From Northcott:












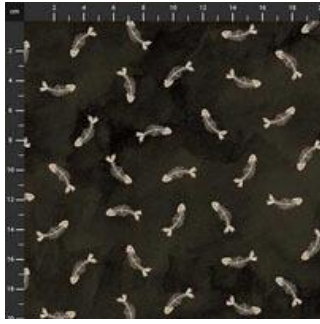


pattern



pattern--we have 4 kits for this pattern: everything except the borders--you get to choose what you like.

From Northcott/Figo:





From Benartex:



This should be here next week.

From RJR & Riley Blake:



February

2021

Sunday	Monday	Tuesday	Wednesday	Thursday	Friday	Saturday
	1	2 Hand work Club 2-4	3	4 Long Arm Rental Day	5	6 BOM 10:30 Circles 1-4
7 Beginning Quilt 1-4	8	9 Hand work Club 2-4	10 Knit Pickers' Club 2-4	11 Long Arm Rental Day	12	13 Embroidery Club 10-noon Circles 1-4
14 Beginning Quilt 1-4	15 Presidents' Day Crazy 2-fer Quilt 1-4	16 Hand work Club 2-4	17	18 Long Arm Rental Day	19	20 Bumblebee Blossoms 1-4
21 Beginning Quilt 1-4	22	23 Hand work Club 2-4	24 Knit Pickers' Club 2-4	25 Long Arm Rental Day	26	27 Charm meeting 10:30-11:30 Bumblebee Blossoms 1-4 Full moon
28 Beginning Quilt 1-4	Color of the month: red					

March

2021

Sunday	Monday	Tuesday	Wednesday	Thursday	Friday	Saturday
	1	2 Hand work Club 2-4	3 Dinosaur with Teeth Quilt 1-4	4 Long Arm Rental Day	5	6 BOM 10:30 Bear Paw 1-4
7 Beginning Quilt 1-4	8	9 Hand work Club 2-4	10 Knit Pickers' Club 2-4	11 Long Arm Rental Day	12	13 Embroidery Club 10-noon Bear Paw 1-4
14 Beginning Quilt 1-4	15	16 Hand work Club 2-4	17	18 Long Arm Rental Day	19	20 Tiger Tiger 1-4 National Quilt Day
21 Beginning Quilt 1-4	22	23 Hand work Club 2-4	24 Knit Pickers' Club 2-4	25 Long Arm Rental Day	26	27 Charm meeting 10:30-11:30 Tiger Tiger 1-4
28 Beginning Quilt 1-4 Full moon	29	30 Hand work Club 2-4	31 Designing with panels 1-4	Color of the month: green		

April

2021

Sunday	Monday	Tuesday	Wednesday	Thursday	Friday	Saturday
				1 Long Arm Rental Day	2	3 BOM 10:30 Pumpkins 1-4
4 CLOSED Easter	5	6 Hand work Club 2-4	7	8 Long Arm Rental Day	9	10 Embroidery Club 10-noon Pumpkins 1-4
11	12	13 Hand work Club 2-4	14 Knit Pickers' Club 2-4	15 Long Arm Rental Day	16	17 Attic Window using a Panel 1-4
18	19	20 Hand work Club 2-4	21	22 Long Arm Rental Day	23	24 Charm meeting 10:30-11:30 Thanksgiving Quilt 1-4
25	26 Full moon	27 Hand work Club 2-4	28 Knit Pickers' Club 2-4	29 Long Arm Rental Day	30	Color of the month: yellow

May

2021

Sunday	Monday	Tuesday	Wednesday	Thursday	Friday	Saturday
						1 BOM 10:30 Lone Star 1-4
2 CLOSED	3	4 Hand work Club 2- 4	5	6 Long Arm Rental Day	7	8 Embroidery Club 10- noon Lone Star 1-4
9 Moms' Day	10	11 Hand work Club 2- 4	12 Knit Pickers' Club 2-4	13 Long Arm Rental Day	14	15 Lone Star 1-4
16	17	18 Hand work Club 2- 4	19	20 Long Arm Rental Day	21	22
23	24	25 Hand work Club 2- 4	26 Knit Pickers' Club 2-4 Full moon	27 Long Arm Rental Day	28	29 Charm meeting 10:30-11:30
30	31 Memorial Day	Color of the month: whites				

Please look on the calendars above for times and dates.

Ongoing Classes & Clubs

Block of the Month First Sat of month 10:30-11:15 FREE Barb Boyer

Note: January class will be held on the second Saturday

Join at any time. You get a free fat quarter if you come to class with the previous month's completed block. This year the challenge will be houses and seasons. Each row will have houses, trees and other "neighborhood" objects. Each house will have a place for a pieced block. Each "row" will be a season: Spring, Summer, Fall and Winter. We'll also have a quilt store, school, "village" shops, church, outhouse, dog house, barn - as many as I can squeeze in!

Hand Embroidery Club 2nd Sat. of the month, 10-noon FREE Kathy Sconce

Note: January class will be held on the third Saturday

If you want to learn to hand embroider or just brush up your technique, join us on the second Saturday of the month from 10 to noon. You can work on your own projects or you can join the project we are doing. We will be starting Crabapple Hill's Snow Days. This is an embroidered and pieced block. So we will help you through the piecing, tracing and embroidery.

Knit Pickers' Club 2nd and 4th Wed of each month, 2-5 Carol Moler

We are changing up the Knit Pickers= Club. We=re going to knit 2 days a month every second and fourth Wednesday, and we=ll start earlier in the day at 2 and go to 5. The Club is open to all skill levels. We want to share what we've learned, find new patterns, and simply just sit and knit. We may work on some felting projects, fingerless mittens, mittens, and socks. By summer, we may extend the knitting time into the evening.

Hand Sewing Club every Tuesday afternoon 2-4

This club is open to everyone. Bring your hand sewing (embroidery, binding, knitting, crochet, etc) and sit & stitch. During covid, we sit 6 feet apart and wear our masks, but at least we can share our projects, get a little stitching done and just enjoy the companionship.

Other Classes


TBA Our schedule is limited this spring because of the pandemic. Face masks will be required in class and space will be limited. Classes will not run through lunch, so no eating (snacking & water okay, but no lunching). Bathrooms may or may not be available, but there are facilities within walking distance.

Please check the calendar regularly because we will swap out classes as needed and add others as we get back to more normal times. Machine quilting, machine applique, long arm classes, hand quilting and hand applique will also be coming back-I'm hoping by summer!

We may also teach the Elk Quilt, once the fabric comes back in sometime in April. And we're (meaning mainly Jean) are always sewing on new things, so those quilts may also be added to the schedule.

Charm Quilts, last Saturday of each month (discussion, no sewing) Jan 30 10-noon, then on the other class dates from 10:30-11:30 \$20 Barb Boyer

Charm quilts date from the 1880s and 1890s. They tend to be one patch quilts (all squares or all triangles) and they use lots and lots of fabrics-999 to be exact. But the catch is, you can only use one fabric per each patch. We need lots of people to sign up for the class - but don't worry about covid. We will do this very carefully. In order to get to 999 different fabrics, we will be exchanging 5" squares of different fabrics, each month exchanging different colors. We won't exchange 999 different fabrics, but we may exchange up to 300-400!



Class one - discussion and set up. Depending on how many people sign up, we will organize into groups for exchanges. We will have 4 different meeting times: 10-10:30, 10:30-11, 11-11:30; 11:30-noon. I know, complicated. If I don't have that many people sign up, I will consolidate the class - remember, it's just a discussion class. I'll talk about charm quilts, explain the rules, and set up what we will be exchanging in the upcoming classes.

Class two - Exchange the first color ways. You will cut Xnumber of squares of the first colors for each person in your group: (example only) red, orange, yellow, blue. 10, 5" squares of each color per each class member. If you have 5 in your group, that's - 50 squares of red, 50 squares of blue, etc.

Now don't panic. I will adjust the number of squares to be exchanged based on how many people sign up. I don't expect you to buy all of the fabric: use your stash. AND the squares you exchange can be different for each person in your group, as long as each person gets 10 different reds, for example.

If you're interested, more info will be given in class, all questions answered, etc. The book we will use is called Charm Quilts by Beth Donaldson. Buy a used copy on Amazon.

February Classes

Beginning Quilting 8 weeks\$65 Barb Boyer Starting Sun Feb 7.

This comprehensive 8-week course will introduce to you almost everything you need to know about piecing a quilt top. Along the way you will learn about color, batting, thread, machines and various techniques to give you the skills to make almost any quilt.

Bumblebee Blossoms (ongoing, see January) Sat February 20 & 27 1-4 (sewing) \$35 Jean Korber

Krista Mosher has done it again with her Bumblebee Blossoms quilt. The pattern uses ombre fabrics, but Jean will show you other ways to choose your fabrics - thus the Jan 30 class where she will help you pick your colors. The next two classes will be all about sewing the blocks.

Charm Quilt (ongoing, see January)

March Classes

Bear's Paw Quilt Saturdays March 6 & 13, 1-4 \$35 Barb Boyer

This retro looking quilt is easy to do, but be warned, there are many pieces. This is a perfect scrap quilt - chose a color way, pull from your stash, cut your pieces and sew! I used blue calicos and a background calico that I have carted around since 1978 for the "claws" and assorted "darks" and "mediums" in a variety of colors for the "paws." I am looking at some vintage lines of fabrics to bring in, but they may not be available by the time of class. So just hunt for dark and medium scraps (don't worry about color just darks and mediums) in your stash or buy 30-40 fat quarters (to give yourself a variety).

Charm (ongoing) See January

Designing With Panels March 31 (discussion, no sewing) \$30 Barb Boyer

We all have panels, but we don't know what to do with them. I will show you how to turn your panel into a wall hanging or full sized quilt. We will discuss how to add blocks to "border" out the quilt, add lights to a Christmas or Halloween quilt, change patterns to fit your panel, chop up your panel into attic windows or other designs----so bring some of your panels to class and go home with a plan!

Dinos with Teeth Wednesday March 3, 1-4 \$30 Barb Boyer

In the Beginning has done it again with great digital fabrics of dinosaurs. The quilt is big, but the piecing is simple. In class you will be able to get the panel and blocks cut out and you'll start sewing on the half square triangle blocks. At the end I'll show you how to miter your borders-simple. I recommend using *Marvelous Miters* by Susan Cleveland - get it on Amazon as a used book.

Tiger Tiger Saturdays March 20 & 27 \$35 Sue Frerich

This beautiful tiger wall hanging is paper pieced - the green eyes just glow! From the book *Animal Quilts*, you can choose to do the tiger or any of the other animals in the book. This is not a class for beginners, however. You must have some experience doing paper piecing to join this class as it will stretch your sewing skills. But what a wonderful way to learn and grow in your quilting!

April Classes

Attic Window Saturday April 17 1-4 \$30 Barb Boyer

Take a panel (or two, always recommended), cut it apart and turn it into an attic window marvel! Skills learned: y-seams or inset seams. You will have a choice or using a pattern or creating your own design using your panel. All it takes is a panel (or two), and window sill fabric!

Crazy Pumpkins Saturdays April 3 & 10 1-4 \$35 Barb Boyer

This quilt is like a stack and slash quilt-with a little more organization. Actually a lot more organization. But I've got it all figured out and sometimes organization is just over rated. Learn this fun way to stack, cut, rearrange and sew to create whimsical looking pumpkins - no two pumpkins are quite alike, which makes this style of sewing so charming. Once you've done one, you'll be itching to do her dogs, cows, barns, santas, flowers.....

Thanksgiving Quilt April 26 1-5 \$30 Barb Boyer

I used Thanksgiving fabric for my quilt, but the quilt is essentially a pieced nine-patch scrap quilt. This is an easy strip pieced quilt with an old fashioned feel. Choose darks and mediums for the blocks and a neutral background that compliments. Did I mention that the left overs went into the Bear Paw Quilt? Scraps and Scraps, it's fun to use it up.

May Classes

Lone Star Quilt Saturdays May 1, 8, 15 1-4 \$35 Barb Boyer

This is the perfect "next" quilt for everyone who has taken the beginning quilt class. You will build on your skills, like learning how to do inset seams. All you need is 6 fabrics plus a background. It will be helpful if you have your fabrics chosen before class, so just come in and I'll help with that. The class has three sessions and by the third session you will be in-setting your squares and triangles, completing the inside of your quilt.

CLUBS

HAND EMBROIDERY CLUBFREE!

If you want to learn to hand embroider or just brush up your technique, join us on the second Saturday of the month from 10 to noon. You can work on your own projects or you can join the project we are doing.

Hand Work ClubFREE!

Every Tuesday afternoon from 2-4, join us to just sit & hand stitch, crochet, bind, or knit group. Bring what you're working on, sit up at the table in front by the window and work on your projects for a while. You can get advice & suggestions from your fellow quilters and share your experiences about your projects.

Knit Pickers' Club FREE!

This is another get-together class to sit & knit, work on our projects, share information and get some help. We will share techniques, suggest patterns, but mainly we'll sit & knit (or pick). We are discussing trying to do a group project meaning everyone does the same pattern. Each month we will learn a

different pattern, make it into a square and eventually put all the squares into one project Bafghan, scarf, bag, etc.

Block of the Month Club FREE!

First Saturday of the Month, 10:30-11:15. Join at any time. You get a free fat quarter if you come to class with the previous month's completed block.

Toad Toters Club

On full moon days (as noted in the calendar) you will get 20% off all purchases (not otherwise discounted) that you can fit in your bag. You must bring your bag to participate.

Full Moon Days: January 28, February 27, March 28, April 26 and May 26.

Discount Policy

We will honor only one discount -- whichever is largest. You can't combine a 10% with a 25% discount to get a 35% discount. On this we can't be bribed.

Color of the Month

January purple; February red; March green; April yellow; May whites.

**Normal Shop Hours:
Monday-Saturday 10-5
Sunday 1-5
Closed first Sunday of month (and some holidays)**

Nolting Longarm Machines

Nolting has 5 main machines, each with different reaches: from 17" to 30" depending on the machine. They are sold with or without a frame, but after I saw & helped set up one of the steel frames this week, I recommend buying the frame. All machines, except for the Standard-- the most economical machine-- have a stitch regulator. I recommend a stitch regulator. All machines can be equipped with a computer and there are a couple of different ones to choose from. In addition, you can get an extended table base so that you can use rulers, you can get larger bobbins on some of the models and on the frames you can get hydraulic lifts to raise and lower the tables. In the coming weeks, I will print out more information on each model.

The best entry level machine is the Fun Quilter. It comes in

17", 20" & 23" reach. It comes with the Intellistitch Equalizer stitch regulator, standard speed control, needle up/down, and fixed handles in the front & rear. This machine can also be equipped with a computer.



The Pro Machine has the Intellistitch Turbo stitch regulator, single stitch option, standard speed control, needle up/down and customizable handles in the front & rear. The Pro Machine comes in 20", 24" and 30" reach with 10-12" of inside height. There are easy dials on the front to set stitch length and other options. This machine can also be equipped with a computer.



The NV Machine is the newest in the fleet of Nolting machines. This machine has a touch screen with programmable stitch regulation. You can stitch in 4 different stitch modes plus single stitch and needle up/down. It also has an adjustable brightness LED work light. This machine can also be equipped with a computer.



Nolting also has a commercial machine with the Intellistitch Equalizer stitch regulator, standard speed control, needle up/down, and fixed handles in the front & rear. This machine can also be equipped with a computer.

Join the fun and come feel the difference of quality fabrics.

Happy quilting!

Sincerely, Barbara Boyer

Around the Block

307-433-9555

www.aroundtheblockquilts.com