



2022 Block of the Month from Banyon Batiks

Now taking orders from the Illusions Sampler BOM from Banyon Batiks/Northcott.

We are now taking orders!
Cost for the top only, without borders, binding and backing:
\$300/\$25 mth

With binding, borders and **exclusive backing--only available through the BOM:** \$480/\$40 mth.



To reserve your BOM, you need to pay me \$25 (\$40) by June 15. Then, I will set up your account with a valid cc, and on the 5th of each month starting in September I will begin charging your card for each additional month. (If you want to change the month in which I start charging, just let me know).

In January, the fabric will arrive and we will start cutting the kits. We will provide some support for the blocks, but we won't be actively teaching each block. Stay tuned for more info about that.

As an added incentive to buy this beautiful quilt kit, we will give you a

DISCOUNT DISCOUNT DISCOUNT (just in case you didn't read this far) on the entire quilt: Top only \$255 Complete quilt \$410.

But you must pay up front no later than June 15.

April 30, 2021



Can I scream now?

Never hit a 66 year old with new technology on three devices, plus new versions of Constant Contact, all in the same week. The advice to keeping your mind young and flexible is to learn new things - like once a year, not 5 times in less than 5 days. And it doesn't help when the very nice "help" person doesn't speak clear English and the sound cuts in and out every other word. He finally stopped talking because I told him I was having to puzzle out his sentences because of all the missing words. So instead, I asked the questions and he'd answer: Yes or No. I can't wait to go home & knit.

But that's not what I want to complain, scratch that, talk about this week.

I want to talk about Kentucky. Now, I lived next door in West Virginia for several years, going to school and teaching, so I feel like that gives me license to poke a little fun at that area.

Somewhere in Kentucky there is a roundabout. Only one. The first one ever, at least in the county. And a viral video is posted on IdiotsInCars on Reddit - complete with a circus song playing in the background-demonstrating the principal: Just choose a lane, any lane, and you'll eventually get to the other

side of the roundabout, and, hopefully, that's where you want to end up. Or not. It's fun to watch.

Apparently, drivers appeared to choose whatever side of the road they wanted, sometimes even driving straight across the lanes into oncoming traffic. Sometimes they followed the car in front of them (not always a good choice) and sometimes they went the other direction (also not always a good choice).

A truck towing a boat veered into the wrong lane, setting off a disastrous chain reaction while another car stalled multiple times in the middle of the traffic circle not sure where to go.

And the reason the roundabout was installed in the first place was because of safety concerns. They (traffic managers) wanted to slow down this intersection to reduce crashes. Apparently stop signs and flashing lights wasn't enough to slow traffic down. Enter the roundabout.

Now we went through the same logical reasoning: Let's put in roundabouts. I think that was the extent of the logic.

When the first one came in on Vandehei, it was right before the cattle drive, and I predicted that once the steers hit the roundabout chaos would ensue. The steers wouldn't know which way to go.

I went out to watch. And....the steers simply crossed the road, ignored the roundabout and went on down the road. Kinda what the Kentuckians were doing, actually.

We now have two more roundabouts and from what I hear from most customers is that they find different ways of avoiding those traffic hubs instead of trying to tackle them.

So in the end, I guess you can say that roundabouts slow down traffic or at least reduce crashes, in part, because no one uses them. Excellent logic.

And if you're looking for something new to learn, treat yourself to our three (I think that's all we have, although they're doing strange things out on the frontage road between the mall and Lowes). Start with the Vandehei one -- if the steers can master it, so can you!



Quilt Challenge!

We're doing another quilt challenge, this one is called May Day! You will have to buy a panel of tulips (we have it in the store), then create a quilt (minimum size 40" X 60") incorporating, in any way you like, certain themes: 1) Put a bird in your quilt; 2) incorporate a gardening theme in some way; 3) add some new born animals (and remember, we're animals, too); 4) add a little sunshine; and 5) make sure you put in your favorite color.

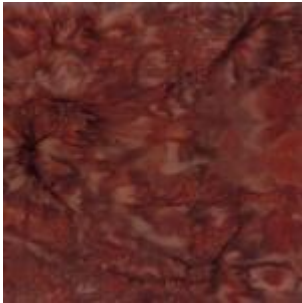
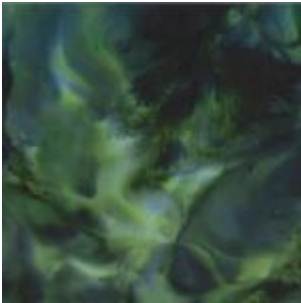
Now all of these elements, plus the tulip panel, need to be recognizable in your quilt. You can interpret the themes anyway you like: sunshine can simply be yellow fabric, or it can be a pieced sun, or a yellow circle, or a sun button - yes embellishments are acceptable, so is embroidery, yo yos, rick rack, etc.

The challenge officially starts May 1 (but you can get started any time you want) and it will end on June 21 (first day of summer is June 20 at 9:32 p.m. MST). You must have your quilt top (does not need to be quilted) turned in by June 21, closing time at the store. Winners will receive prizes. We may have more than one winner, who knows? Staff will pick the winners and the quilts will hang around the store for display.

So put your thinking caps on, come get your tulip fabric, and get in the spirit of spring even if it looks like winter outside!

WHAT'S NEW!!

From Hoffman:





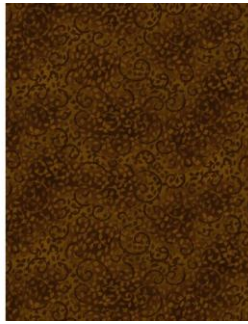
From Michale Miller -- all pre cuts:

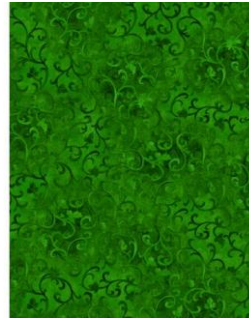


From Wilmington:








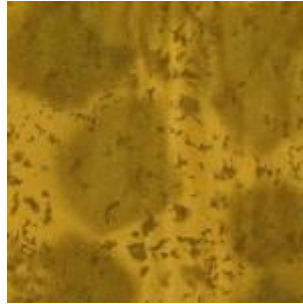
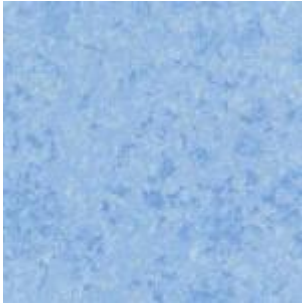




From Robert Kaufman:



From Michael Miller:






From Hoffman:



We got another bolt of the animals, but the trees are gone for now.

From Henry Glass:






From Windham

from Hoffman:















From Northcott:



From Northcott:



This line is selling out.
Come see the elephant
quilt we just got done.







wide back

From 3 Wishes:






We've done a cute BQ quilt with this fabric. We have not kitted it yet.




We've done a cut Take



5 with this fabric. Kits are coming. At least one.



Clothworks:



Snarky Cats



May

2021

Watch the May schedule--I may take a couple of Sundays off.

Sunday	Monday	Tuesday	Wednesday	Thursday	Friday	Saturday
						1 BOM 10:30 Lone Star 1-4
2 CLOSED	3	4 Hand work Club 2- 4	5	6 Long Arm Rental Day	7	8 Embroidery Club 10- noon Lone Star 1-4
9 Moms' Day Closed	10	11 Hand work Club 2- 4	12 Knit Pickers' Club 2-4	13 Long Arm Rental Day	14	15 Lone Star 1-4
16	17	18 Hand work Club 2- 4	19	20 Long Arm Rental Day	21	22
23	24	25 Hand work Club 2- 4	26 Knit Pickers' Club 2-4 Full moon	27 Long Arm Rental Day	28	29 Charm meeting 10:30-11:30
30	31 Memorial Day	Color of the month: whites				


Please look on the calendars above for times and dates.

NEW CLASSES

FANFAIRE, APRIL 10 FROM 1-4 AND APRIL 24 FROM 11-4:30

\$35 Jean Korber

Fanfaire is another Krista Mosher quilt, done with a cascade of colors like a color wheel, or choose your own palette to make a Christmas Star. If you already have the diamond rulers then you might as well put them to good use by making another quilt with them. And then stretch yourself with choosing creative fabrics to make your star.



Machine Quilting, Sunday APRIL 25 FROM 1-4 \$35 Sue Frerich

We haven't scheduled a machine quilting class in a while, because of covid. But we feel more comfortable offering this class now and -- in case you don't know -- Sue plans on leaving us for the sunny shores of California, and probably sooner than later. This may be your last chance to learn from the master machine quilter, so don't pass up this opportunity. You will learn the ins and outs of machine quilting on your domestic machine. Sue has a lot of knowledge to pass on, so you don't want to miss this class.

Ongoing Classes & Clubs

Block of the Month First Sat of month 10:30-11:15 FREE Barb Boyer

Note: January class will be held on the second Saturday

Join at any time. You get a free fat quarter if you come to class with the previous month's completed block. This year the challenge will be houses and seasons. Each row will have houses, trees and other "neighborhood" objects. Each house will have a place for a pieced block. Each "row" will be a season: Spring, Summer, Fall and Winter. We'll also have a quilt store, school, "village" shops, church, outhouse, dog house, barn - as many as I can squeeze in!

Hand Embroidery Club 2nd Sat. of the month, 10-noon FREE Kathy Sconce

Note: January class will be held on the third Saturday

If you want to learn to hand embroider or just brush up your technique, join us on the second Saturday of the month from 10 to noon. You can work on your own projects or you can join the project we are doing. We will be starting Crabapple Hill's Snow Days. This is an embroidered and pieced block. So we will help you

through the piecing, tracing and embroidery.

Knit Pickers' Club 2nd and 4th Wed of each month, 2-5 Carol Moler

We are changing up the Knit Pickers= Club. We=re going to knit 2 days a month every second and fourth Wednesday, and we=ll start earlier in the day at 2 and go to 5. The Club is open to all skill levels. We want to share what we've learned, find new patterns, and simply just sit and knit. We may work on some felting projects, fingerless mittens, mittens, and socks. By summer, we may extend the knitting time into the evening.

Hand Sewing Club every Tuesday afternoon 2-4

This club is open to everyone. Bring your hand sewing (embroidery, binding, knitting, crochet, etc) and sit & stitch. During covid, we sit 6 feet apart and wear our masks, but at least we can share our projects, get a little stitching done and just enjoy the companionship.

Charm Quilts, last Saturday of each month (discussion, no sewing) Jan 30 10-noon, then on the other class dates from 10:30-11:30 \$20 Barb Boyer


Charm quilts date from the 1880s and 1890s. They tend to be one patch quilts (all squares or all triangles) and they use lots and lots of fabrics-999 to be exact. But the catch is, you can only use one fabric per each patch. We need lots of people to sign up for the class - but don't worry about covid. We will do this very carefully. In order to get to 999 different fabrics, we will be exchanging 5" squares of different fabrics, each month exchanging different colors. We won't exchange 999 different fabrics, but we may exchange up to 300-400!

Class one - discussion and set up. Depending on how many people sign up, we will organize into groups for exchanges. We will have 4 different meeting times: 10-10:30, 10:30-11, 11-11:30; 11:30-noon. I know, complicated. If I don't have that many people sign up, I will consolidate the class - remember, it's just a discussion class. I'll talk about charm quilts, explain the rules, and set up what we will be exchanging in the upcoming classes.

Class two - Exchange the first color ways. You will cut Xnumber of squares of the first colors for each person in your group: (example only) red, orange, yellow, blue. 10, 5" squares of each color per each class member. If you have 5 in your group, that's - 50 squares of red, 50 squares of blue, etc.

Now don't panic. I will adjust the number of squares to be exchanged based on how many people sign up. I don't expect you to buy all of the fabric: use your stash. AND the squares you exchange can be different for each person in your group, as long as each person gets 10 different reds, for example.

If you're interested, more info will be given in class, all questions answered, etc. The book we will use is called Charm Quilts by Beth Donaldson. Buy a used copy on Amazon.




April Classes

NEW CLASS

FANFAIRE, APRIL 10 FROM 1-4 AND APRIL 24 FROM 11-4:30

\$35 Jean Korber

Fanfaire is another Krista Mosher quilt, done with a cascade of colors like a color wheel, or choose your own palette to make a Christmas Star. If you already have the diamond rulers then you might as well put them to good use by making another quilt with them. And then stretch yourself with choosing creative fabrics to make your star.



POSTPONED UNTIL SUMMER Crazy Pumpkins Saturdays
April 3 & 10 1-4 \$35 Barb Boyer

This quilt is like a stack and slash quilt-with a little more organization. Actually a lot more organization. But I've got it all figured out and sometimes organization is just over rated. Learn this fun way to stack, cut, rearrange and sew to create whimsical looking pumpkins - no two pumpkins are quite alike, which makes this style of sewing so charming. Once you've done one, you'll be itching to do her dogs, cows, barns, santas, flowers.....

POSTPONED UNTIL SUMMER Thanksgiving Quilt April 26 1-5 \$30 Barb Boyer

I used Thanksgiving fabric for my quilt, but the quilt is essentially a pieced nine-patch scrap quilt. This is an easy strip pieced quilt with an old fashioned feel. Choose darks and mediums for the blocks and a neutral background that compliments. Did I mention that the left overs went into the Bear Paw Quilt? Scraps and Scraps, it's fun to use it up.

May Classes

Lone Star Quilt Saturdays May 1, 8, 15 1-4 \$35 Barb Boyer

This is the perfect "next" quilt for everyone who has taken the beginning quilt class. You will build on your skills, like learning how to do inset seams. All you need is 6 fabrics plus a background. It will be helpful if you have your fabrics chosen before class, so just come in and I'll help with that. The class has three sessions and by the third session you will be in-setting your squares and triangles, completing the inside of your quilt.

CLUBS

HAND EMBROIDERY CLUBBFREE!

If you want to learn to hand embroider or just brush up your technique, join us on the second Saturday of the month from 10 to noon. You can work on your own projects or you can join the project we are doing.

Hand Work Club FREE!

Every Tuesday afternoon from 2-4, join us to just sit & hand stitch, crochet, bind, or knit group. Bring what you're working on, sit up at the table in front by the window and work on your projects for a while. You can get advice & suggestions from your fellow quilters and share your experiences about your projects.

Knit Pickers' Club FREE!

This is another get-together class to sit & knit, work on our projects, share information and get some help. We will share techniques, suggest patterns, but mainly we'll sit & knit (or pick). We are discussing trying to do a group project meaning everyone does the same pattern. Each month we will learn a different pattern, make it into a square and eventually put all the squares into one project Afghan, scarf, bag, etc.

Block of the Month Club FREE!

First Saturday of the Month, 10:30-11:15. Join at any time. You get a free fat quarter if you come to class with the previous month's completed block.

Toad Toters Club

On full moon days (as noted in the calendar) you will get 20% off all purchases (not otherwise discounted) that you can fit in your bag. You must bring your bag to participate.

Full Moon Days: January 28, February 27, March 28, April 26 and May 26.

Discount Policy

We will honor only one discount -- whichever is largest. You can't combine a 10% with a 25% discount to get a 35% discount. On this we can't be bribed.

Color of the Month

January purple; February red; March green; April yellow; May whites.

**Normal Shop Hours:
Monday-Saturday 10-5
Sunday 1-5
Closed first Sunday of month (and some holidays)**

Nolting Longarm Machines

Nolting has 5 main machines, each with different reaches: from 17" to 30" depending on the machine. They are sold with or without a frame, but after I saw & helped set up one of the steel frames this week, I recommend buying the frame. All machines, except for the Standard-- the most economical machine-- have a stitch regulator. I recommend a stitch regulator. All machines can be equipped with a computer and there are a couple of different ones to choose from. In addition, you can get an extended table base so that you can use rulers, you can get larger bobbins on some of the models and on the frames you can get hydraulic lifts to raise and lower the tables. In the coming weeks, I will print out more information on each model.

The best entry level machine is the Fun Quilter. It comes in 17", 20" & 23" reach. It comes with the Intellistitch Equalizer stitch regulator, standard speed control, needle up/down, and fixed handles in the front & rear. This machine can also be equipped with a computer.



The Pro Machine has the Intellistitch Turbo stitch regulator, single stitch option, standard speed control, needle up/down and customizable handles in the front & rear. The Pro Machine comes in 20", 24" and 30" reach with 10-12" of inside height. There are easy dials on the front to set stitch length and other options. This machine can also be equipped with a computer.



The NV Machine is the newest in the fleet of Nolting machines. This machine has a touch screen with progra

mmable stitch regulation. You can stitch in 4 different stitch modes plus single stitch and needleup/down. It also has an adjustable brightness LED work light. This machine can also be equipped with a computer.



Nolting also has a commercial machine with the Intellistitch Equalizer stitch regulator, standard speed control, needle up/down, and fixed handles in the front & rear. This machine can also be equipped with a computer.

Join the fun and come feel the difference of quality fabrics.

Happy quilting!

Sincerely, Barbara Boyer
Around the Block
307-433-9555
www.aroundtheblockquilts.com