

National Quilt Day March 21!

Join us for AccuQuilt demos, ruler demos, and Chenille It demos. We have a new Take 5 AccuQuilt die and a One Block Wonder die. Buy your fabric that day and cut for free. We have a sign up sheet, so please call to schedule.

Green Fabric, Pillow Case kits, Remnant bags, and Panels (think One Block Wonder--buy your fabric and cut for free!) are 25% off.

And we may do some other fun stuff--I'm still planning & thinking.



Travel, Explore, Cruise, Quilt!

We are sailing with Princess Cruises on December 29-2020-January 8, 2021!

All Aboard!



The Princess sale has been continued. The sale includes free premium beverage package, payment of gratuities and free wifi. On board credit will also be offered. I don't have the date when this sale ends, but don't wait too long. You can always sign up to travel with us, even through next December, but it's hard to say whether this specific sale will be offered again.

March 13, 2020

Shop Hop is Cancelled We are working on getting it rescheduled and as soon as I know, I will let you know.

I've always wanted to have a sign maker in my car. That way I can communicate with various drivers regarding their driving habits.

For example, on Sunday mornings if you are out & about and are traveling in the direction of a church, you're bound to pick up a tailgater who's in a hurry. I'd like to be able to flash a sign to him that says: "God knows you're late. He'll forgive you. If you cause an accident by tailgating me, he'll be pissed."

Granted, that sign is too long for anyone to read. It could be shortened, but it wouldn't be as polite.

Or, when I was working for the state, I'd come in via I-25. Invariably, there would be a serviceman running late for Base. How do I know it was a serviceman, you ask? Because the car was built to go fast and it was red. Castigate me later for stereotyping, but you know it's true.

The sign for this driver is similar to that for the church goer, with one main difference: "God knows you're late. He'll forgive you. If you cause an accident by tailgating me, your commanding officer will not be forgiving. He will reduce you in rank. Or worse." This sign is also too long and can be shortened. To a hand signal.

Modern cars today already have the capability to send prewritten text messages. Things like "okay" or "thanks" or "am driving will reply later." It would be easy to add prewritten messages that could be flashed either from the front or back of the car: Back off Bozo; Do You Know What a Turn Signal is For? Slow Down; You're an Accident Waiting to Happen; Turn off Your Turn Signal; Put Down Your Cell Phone; Litterbug.

Now not all messages need to be correctional. You could send good thoughts to the drivers around you: Thanks; You Go First; Have a Good Day. But we'd really rather tell other drivers how to drive.

The only problem I fear with allowing drivers to communicate with each other this way - okay, there are a multitude of problems but I'm only really

worried about one - is that in Wyoming, and many other states, it is legal to cart big guns around. If you flip someone off you may wind up with holes in your car.

But that's not really what I want to talk about.

I forgot to tell you about this week's super moon, called the worm moon. It was the second closest moon to earth for 2020. The next one, and the closest one, will be April 8. Now the name of the March moon is weird and it refers to the ground thawing and the worms coming out. And then the robins appear and it's spring. We've had this conversation before about spring, when it comes, how it teases, and then it snows. Like today. So I don't think any worms are coming out anytime soon in Wyoming. My tulips are still buried in snow...although I am happy to report that the 5-6 foot drift (it gets higher every time I mention it) is now below the level of the fence and the dogs are back in the front yard.

The other piece of news I want to talk about is the mini moon that's been seen orbiting the earth. It's smaller than a volkswagon and bigger than a bread box, for those of you who remember what that is. And in the classic words of Neil DeGrasse Tyson, it's just a rock that happened to wander by. "We have a whole real moon that's still vying for your affection," he said in an interview with Stephen Colbert this week, and we should not be so enthralled with a piece of, essentially, space junk.

Tyson also had steadying advice about the coronavirus: "We are in the middle of a massive experiment world wide. And the experiment is, will people listen to scientists." So wash your hands more than you usually do. Avoid touching objects and when you do, wash your hands. Don't cough and shake hands. Don't touch your face.

And above all, please go buy more toilet paper. Because we all know that we really don't need that much and what we're really trying to do is keep others from getting it.

WHAT'S NEW!!

From AH:






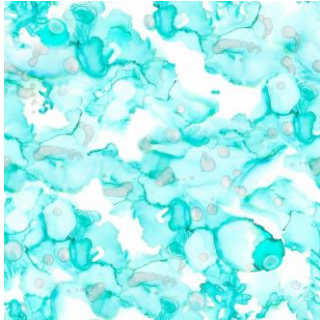
From Hoffman:



This is Peter Pan



From 3 Wishes:







We're still looking for that camper fabric. It's possible I actually didn't order it.


From Print Concepts & Windham:





From Benartex:





SECTION SHOWN MEASURES APPROX. 24" X 44"



SECTION SHOWN MEASURES APPROX. 24" X 44"



SECTION SHOWN MEASURES APPROX. 24" X 44"



PANEL MEASURES APPROX. 24" X 44"






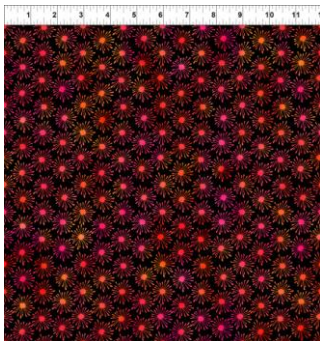


PANEL MEASURES APPROX. 24" X 44"

From In the Beginning: (We will have kits)



pattern--we are making kits





SIGN UP FOR LONG ARM QUILTING CLASSES TODAY!

Classes are on Wednesdays and some Saturdays: 10:30-1:30; 2:30-5:30, or 6-8:30. Check the calendar for dates. Only 4 to a class.

Rentals have started for those who have taken the class. Tuesdays and

Fridays, and a couple of Saturday and Sunday rentals. Check the calendar for rentals. Generally, there are 2 rentals times per day: 10:30-2 and 2:30-6. \$25/hr or \$85 for 3 1/2 hours. \$50 minimum. Plus \$5/bobbin for thread. Most quilts (double and smaller), even for beginners, will take about 2 1/2-3 hours. We will discuss what you plan to do on your quilt and will help you estimate how long it will take.

**Class descriptions follow the calendar, so keep scrolling.
Classes are listed alphabetically, by month.**

MARCH 2020						
Sunday	Monday	Tuesday	Wednesday	Thursday	Friday	Saturday
1 Closed	2	3 Hand work Club 2-4 Long Arm Rental Day	4	5 Beginning Quilt 6-9	6 Long Arm Rental Day	7 BOM 10:30 t-shirt class cont.
8 Beginning Quilt 1-4	9 Full Moon	10 Hand work Club 2-4 Long Arm Rental Day	11 Knit Pickers' Club 3-7	12	13 Long Arm Rental Day	14 Embroidery Club 10- noon Embroidery Club 10- noon
15	16	17	18	19	20	21

Beginning Quilt 1-4		Hand work Club 2-4 Long Arm Rental Day	Hand Piecing Dresden Plates 10-noon	Beginning Machine Quilting 1-4	Long Arm Rental Day	National Quilt Day
22	23	24	25	26	27	28
Beginning Quilt 1-4		Hand work Club 2-4 Long Arm Rental Day	Wool Ornaments 10- 1 Knit Pickers' Club 3-7	Beginning Machine Applique 1-4	Long Arm Rental Day	Working with Rulers: Mini Dresden Plate 10:30- 4
29	30	31				
	English Paper Piecing: Dresde n Plate 2-4	Hand work Club 2-4 Long Arm Rental Day	Color of the month: green			

Please look on the calendars above for times and dates.

Ongoing Classes & Clubs

AccuCut Rental most Thursdays 1-4 check calendar or call to be sure

\$10/30 minutes

We have an industrial size AccuCut cutter with several dies: strips, squares, triangles, rectangles. Sign up for time of the AccuCutter to change your stash into usable strips, squares, rectangles and triangles. We will rent to machine in ½ hour intervals (you can get a lot cut in ½ hour). Be sure to check which dies we have before you come in.

Block of the Month First Sat of month 10:30-11:15 FREE Barb Boyer

Join at any time. You get a free fat quarter if you come to class with the previous month's completed block. This year the challenge is to use polka dot fabric in each block. The quilt will be whimsical, and will lend itself to bright colors, stripes, stars, and dots. To start you off we will give you a fat quarter that you must use in your blocks (at least in some of them). But...if you don't like the fat quarter or dots, you can choose any color scheme you like.

Dresden Plate, English Paper Piecing last Monday of each month, 2-4 Barb Boyer \$20 (one time fee)

We will teach the basics of English Paper Piecing, the simple & easy way to hand

piece. English paper piecing dates back to the early 1800s. It is a hand sewing method that uses paper templates to help sew complex angles together, like hexagons. Any number of different designs can be made, including **Dresden Plate**—this is the pattern we're doing this year.

Hand Embroidery Club 2nd Sat. of the month, 10-noon FREE Kathy Sconce
If you want to learn to hand embroider or just brush up your technique, join us on the second Saturday of the month from 10 to noon. You can work on your own projects or you can join the project we are doing. We are still doing the Gardner's Alphabet Quilt Block of the Month by Crabapple Hill. We will explore a variety of embroidery stitches for each block each block (2 letters per month), plus we will learn how to color with regular crayons to enhance the blocks. Each month Kathy Sconce shows us a new stitch to try, plus, she guides us through thread choices, how to knot, fabrics to use, and tracing techniques. We are also looking at new patterns, for those you do not want to do the Alphabet quilt or who have finished those blocks.

Knit Pickers' Club 2nd and 4th Wed of each month, 3-7 Carol Moler
We are changing up the Knit Pickers' Club. We're going to knit 2 days a month every second and fourth Wednesday, and we'll start earlier in the day at 3. For those of you who work, we'll still be knitting > till 7. The Club is open to all skill levels. We want to share what we've learned, find new patterns, and simply just sit and knit. We work on some felting projects, fingerless mittens, mittens, and socks. And we're experimenting with group projects—meaning we will demonstrate a particular project (fingerless mitts, cables, stranded work, charts) and then everyone does the same pattern. Each month (or so) we will switch to a new project.

Long Arm Quilting Classes Wednesdays from 10:30-1:30, 2:30-5:30 Barb Boyer \$30
(check calendar for specific times & dates)

In this class you will learn all about the Nolting long arm quilting machines: loading, threading, quilting. I'll demonstrate how to load and thread, set stitch length, change tension, wind and load bobbins. Then I will load a practice quilt onto the machine and show how to do hand guided quilting. Each student will be given at least 15-20 minutes of practice time. (Each class is limited to 4 students). You will be able to do free hand quilting plus you can practice following a pantograph. Any quilter who wants to rent to machines must take this class first, regardless of whether you have experience on a long arm machine. This class is not designed to teach you everything there is to know about long arm quilting—it's just a start.

February Classes

Hand Applique/Back Basting TBA, 10-noon Sandra Freeburg \$30

Back basting is a template free method of needle turn applique. No slippery freezer paper or chalked lines on top that never seem to get turned under quite right. This method is especially great for traveling, because your pieces will be basted onto your background -- no need for pins to get in the way. This class is great for beginners and all levels of appliquers. Don't let hand applique frustrate you. It's really easy and relaxing!

Summer Swag Quilt RESCHEDULED FOR SUMMER \$25 Jean Korber (Another of our "working with rulers" series + 2 ½" pre cut strips)

This quilt is another Krista Moser quilt, no template piecing. If you did FanFaire, you can use the same ruler. And it uses precut 2 ½" strips! The pattern shows you how to combine strip piecing with diamond star cuts to create a magical three dimensional effect. The pieces are large and uncomplicated, which means in no time you will have a wonderful "summertime" quilt.



March Classes

Beginning Machine Applique Thurs March 26 1-4 \$30 Barb Boyer

So many quilts use applique these days. Learn the ins and outs of machine applique, from points to curves. We will practice the button hole/blanket stitch, satin stitch, and you can also play around with your decorative stitches. Threads, fusibles and stabilizers will be discussed.

Beginning Machine Quilting Thurs March 19, 1-4 \$30 Sue Frerich

Be prepared to quilt! You will practice your quilting skills on various samples, using both your walking foot and darning foot. Batting, threads, needles and patterns will be discussed. Who knows? By the time you leave you may even be able to write/quilt your name!

Hand Piecing Dresden Plates Wed March 18 10-noon \$30 Sandra Freeburg

Everyone who quilts needs to learn to hand piece. Sometimes we need to have small portable projects to take with us in the car, to doctor appointments, and sometimes, just for relaxing stress free quilting. Learn to hand piece with traditional methods. There are many patterns that are so difficult to piece by machine, but are beautiful when done by hand. This spring, in keeping with our "Dresden Plate" theme, Sandra will teach hand piecing using the Dresden Plate pattern.



Mini Dresden Plates Sat March 28, 10:30-41 \$25 Barb Boyer (Another of our "working

with rulers" class)

This class will teach you how to use a small and a mini Dresden Plate template to make little Dresden Plate blocks. You can choose how you want to use your little Dresden Plates: Big quilt, wall hanging, tea towel, tote bag. We will have suggestions to help you decide, or you can simply choose a project from the book. Book and templates are required.



Wool Ornaments Wed Mar 25 10-1 \$25 Barb Boyer

Each month we will make a different wool ornament. Not all ornaments will be displayed prior to class. Some will be kitted, others you will need to buy supplies. Lessons learned will include how to use fusible web with wool, whip or tack stitches, blanket stitch, and various other embroidery stitches.



April Classes

Beginning Machine Applique Sun April 26, 1-4 \$30 Barb Boyer

So many quilts use applique these days. Learn the ins and outs of machine applique, from points to curves. We will practice the button hole/blanket stitch, satin stitch, and you can also play around with your decorative stitches. Threads, fusibles and stabilizers will be discussed.

Beginning Machine Quilting Sun April 19, 1-4 \$30 Sue Frerich

Be prepared to quilt! You will practice your quilting skills on various samples, using both your walking foot and darning foot. Batting, threads, needles and patterns will be discussed. Who knows? By the time you leave you may even be able to write/quilt your name!

Binding Thur April 9 1-4 Barb Boyer \$25

You'll learn how to accurately cut your bindings, whether bias, cross or straight. When to use which one. You'll learn how to cut, then sew, join (so easy) and hand stitch it down. Bindings so easy peasy you'll wonder why you were ever nervous about putting on the binding.

It's Not too Early for Halloween Quilt Sat April 25 10-2 \$25 Barb Boyer

This cute quilt is an embroidered Halloween Quilt from Buttermilk Basin. The first class will get you started on your embroidery. I'll show you the basic stitch (outline or stem stitch), satin stitch, chain stitch and French knot. We'll discuss tracing options, floss colors and background colors. Then, this summer when your embroidery work is finished, we will get together for the final part: setting the quilt. I will have an alternate way to set your blocks, so you will have a different option from the pattern.



Let There Be Dragons Quilt Sat April 11 1-6 \$25 Barb Boyer

In the Beginning has created this marvelous dragon fabric: in orange & flame colors, or cool blues & purples. The dragons are in a panel and there is a coordinating border stripe. The blocks are easy and the panel makes this quilt go together quickly. You will also learn how to miter the borders-a new skill to add to your toolbox!

Running Wild Sat April 4, 1-6 \$25 Barb Boyer (Another of our "working with rulers" class)

This quilt is a combination kaleidoscope and panel, using Northcott's Wild Horses fabrics. This cascading colored quilt can be made just with the kaleidoscope blocks, or, just like the sampler, you can insert parts of the Running Horses panel in random places. This block uses a Creative Grid specialty ruler to cut the wedges for the kaleidoscope blocks.

Wool Ornaments Wed April 22 10-1 \$25 Barb Boyer

Each month we will make a different wool ornament. Not all ornaments will be displayed prior to class. Some will be kitted, others you will need to buy supplies. Lessons learned will include how to use fusible web with wool, whip or tack stitches, blanket stitch, and various other embroidery stitches.



May Classes

A Study in Subtle Sat May 16, 10:30-5 \$30 Sue Frerich

This sample quilt uses taupes and other subtle colorations to create light and medium/dark blocks. The block is simple, but small, and there are tricks to getting everything to line up. You can also make this quilt in any combination of fabrics, so it is perfect for scraps.

Binding Sun May 31 1-4 Barb Boyer \$25

You'll learn how to accurately cut your bindings, whether bias, cross or straight. And when to use which one. You'll learn how to cut, the sew, then join (so easy) and hand stitch it down. Bindings so easy peasy you=ll wonder why you were ever nervous about putting on the binding.

Credit Card Holders Sat May 9 3-6 \$25 Barb Boyer

Make a fast,easy credit card holder that is lined with that special stuff that prevents hackers from stealing your info. Two fat quarters will make several card holders, or you could use a fat quarter and our cork fabric, to make an extra special card holder.

Heart's Desire Sat May 2 1-6 Barb Boyer \$25 (Another of our precut quilt series)

This quilt uses 2 ½" strips plus yardage to make the oversized hearts. Our choice for fabrics is the new line from Alexander Henry: Ghastlies Fall In Love-as only the Ghastly characters can. This is a quick quilt to sew and if you still need a graduation present, you should be able to get the top done in no time.

Intro to Sashiko Sat May 9, 1-3 \$25 Kathy Sconce

Sashiko is a form of decorative reinforcement stitching from Japan. Traditional Sashiko embroidery used white thread on a blue background, but today's sashiko uses many colors of thread, including variegated, and a variety of different colored backgrounds. The main stitch is a type of running stitch and the patterns are often geometric. Learn the basic stitch in the intro class and make a small wall hanging, tea towel, or quilt.

Machine Applied Binding Thur May TBA \$30

Jean will show you several ways to cut and apply binding, completely by machine. Then if you bring a small project, that is already quilted and ready for binding, you can use Jean's techniques and tricks to apply the binding to your project. You probably won't finish your binding, but you will get hands on experience so you can take what you've learned & finish at home.

Pillow Case Party Sun. May 17 1-4 FREE

If you've never made a pillow case, or just want some time to sew a pillow case, this class is for you. This is a great mother/daughter styled class and pillow cases make great presents!

Wool Ornaments Wed May 13 10-1 \$25 Barb Boyer

Each month we will make a different wool ornament. Not all ornaments will be displayed prior to class. Some will be kitted, others you will need to buy supplies. Lessons learned will include how to use fusible web with wool, whip or tack stitches, blanket stitch, and various other embroidery stitches.



CLUBS**HAND EMBROIDERY CLUB FREE!**

If you want to learn to hand embroider or just brush up your technique, join us on the second Saturday of the month from 10 to noon. You can work on your own projects or you can join the project we are doing.

Hand Work Club FREE!

Every Tuesday afternoon from 2-4, join us to just sit & hand stitch, crochet, bind, or knit group. Bring what you're working on, sit up at the table in front by the window and work on your projects for awhile. You can get advice & suggestions from your fellow quilters and share your experiences about your projects.

Knit Pickers' Club FREE!

This is another get-together class to sit & knit, work on our projects, share information and get some help. We will share techniques, suggest patterns, but mainly we'll sit & knit (or pick). We are discussing trying to do a group project meaning everyone does the same pattern. Each month we will learn a different pattern, make it into a square and eventually put all the squares into one project a Afghan, scarf, bag, etc.

Block of the Month Club FREE!

First Saturday of the Month, 10:30-11:15. Join at any time. You get a free fat quarter if you come to class with the previous month's completed block.

Toad Toters Club

On full moon days (as noted in the calendar) you will get 20% off all purchases (not otherwise discounted) that you can fit in your bag. You must bring your bag to participate.

Full Moon Days: January 10, February 9, March 9, April 8, May 7

Discount Policy

We will honor only one discount -- whichever is largest. You can't combine a 10% with a 25% discount to get a 35% discount. On this we can't be bribed.

Color of the Month

January purple; February red; March green; April yellow; May whites.

Nolting Longarm Machines

Nolting has 5 main machines, each with different reaches: from 17" to 30" depending on the machine. They are sold with or without a frame, but after I saw & helped set up one of the steel frames this week, I recommend buying the frame. All machines, except for the Standard-- the most economical machine-- have a stitch regulator. I recommend a stitch regulator. All machines can be equipped with a computer and there are a couple of different ones to choose from. In addition, you can get an extended table base so that you can use rulers, you can get larger bobbins on some of the models and on the frames you can get hydraulic lifts to raise and lower the tables. In the coming weeks, I will print out more information on each model.

The best entry level machine is the Fun Quilter. It comes in 17", 20" & 23" reach. It comes with the Intellistitch Equalizer stitch regulator, standard speed control, needle up/down, and fixed handles in the front & rear. This machine can also be equipped with a computer.



The Pro Machine has the Intellistitch Turbo stitch regulator, single stitch option, standard speed control, needle up/down and customizable handles in the front & rear. The Pro Machine comes in 20", 24" and 30" reach with 10-12" of inside height. There are easy dials on the front to set stitch length and other options. This machine can also be equipped with a computer.



The NV Machine is the newest in the fleet of Nolting machines. This machine has a touch screen with progra

mmable stitch regulation. You can stitch in 4 different stitch modes plus single stitch and needleup/down. It also has an adjustable brightness LED work light. This machine can also be equipped with a computer.



Nolting also has a commercial machine with the Intellistitch Equalizer stitch regulator, standard speed control, needle up/down, and fixed handles in the front & rear. This machine can also be equipped with a computer.

Shop Hours:
Monday-Saturday 10-6
Sunday 1-5
Closed first Sunday of month (and some holidays)

Place article copy here. Be sure to make the articles short and concise as people tend not to read much more than a couple of paragraphs. Place article copy here.

Join the fun and come feel the difference of quality fabrics.

Happy quilting!

Sincerely, Barbara Boyer
Around the Block
307-433-9555
www.aroundtheblockquilts.com