



July 17, 2020

We need a chicken story right about now.

Chickens, as you know, are funny creatures. Their name is funny. Ask any comedian and she'll tell you that if you insert the word chicken somewhere in the routine, you'll get a laugh.

So for all of you who raise chickens, and believe me those of us who don't are extremely grateful to those of you who do, here's some advice to keep your chickens from getting bored being cooped up all day.

Did you catch that joke? Cooped up? Pandemic, being bored being cooped up?

"Get on with it," Becca interjected. "They get it. They're not dumb like chickens."

"Becca, that's not nice and how do you know chickens are dumb?"

"Because of the rest of your story. Get on with it." Becca, if you don't know, is my sassy, opinionated mini Australian shepherd who never uses the fun and expensive things I get for her to make her life better. Like a fancy dog house, elevated dog cots and...

"Get on with it!"

Well, this is a do it yourself chicken toy. Hang a cabbage from a rope. First, you need a cabbage...

"Duh," said Becca. "You're not writing to chickens." Ignore her, please.

...and a rope and a drill. Drill a hole in the cabbage and string it up. The chickens will pick at it, thus encouraging their natural foraging instincts, and it gives them something to do while cooped up. Kinda like tether ball for chickens.

"Maybe I could hang a bone from a rope for you," I told Becca. "I'd put it just out of your teeth range, so you'd have to jump all day to get it."

"That's mean," Becca said. "Besides, Cassidy would be able to reach it and then I'd just take it from her."

"That's mean, Becca." "You started it." "No I didn't." "Yes you did." "No I..." It's best not to argue with a mini Australian shepherd. You rarely win.

So I told you last week that I bought elevated dog cots for the beasts. They don't use them, and here's the picture to prove it.

So this week I bought them a swamp cooler. Yes, I've taken pity on them because it's hot. I did this once before when I had an old dog that I couldn't leave inside, where it's naturally cooler even though I don't have air. I set up the swamp cooler in the garage to help give him some relief from the heat.



This swamp cooler is bigger and I can attach a hose to it for a continuous water supply for a continuous cooling process. I haven't tried it yet. I suspect I will have a swamp cooler on top of the deck and the dogs underneath the deck, not sitting on the elevated dog cots, in front of a cooling breeze.

Things not to miss this weekend: We get 5 planets at once in the sky, 6 if you count earth and 7 if you count the moon.

"The moon's not a planet," Becca interjected. "Remember, you're

writing to people, not stupid chickens."

"Becca, that's not.....Becca, you're right, the moon's not a planet, but it is a celestial object, so we can count it."

Anyway, Mercury, Venus, Mars, Jupiter and Saturn will all be in the sky at the same time. Early Sunday morning, about 2 hours before sunrise, so set your alarms.

Look to the southwest and you'll see Jupiter sinking into the west, Saturn will be visible just above and to the right. Then head south and you'll find Mars above the southeastern sky, then over to the northeast and you'll spot Venus. All of these are visible without binoculars. Mercury is a little more difficult so you'll probably need binocs to see it. It will rise in the northeast about 45 minutes before sunrise. If you use binoculars, you might be able to see 4 of Jupiter's moons. Cool.

And don't miss comet Neowise. It won't be back for 6,800 years. Look northwest under the big dipper after sunset.



The t-shirts are here! All sizes!


The art work is by Adam Orla-Bukowski, a local Cheyenne artist.

For those of you who have contributed 100+ you will get a free t-shirt.


I'm also selling them for \$20, with the proceeds being split among the store, the artist and the Hospital Foundation.

WHAT'S NEW!!

From In the Beginning:



From Moda:



Christmas Card line
Also have layer cakes
and jelly rolls.



A Canvas to go with
some canvas prints:


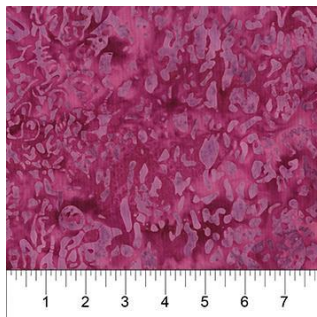
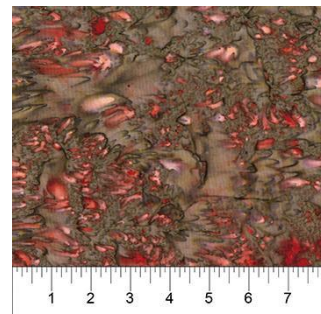





36" X 54"

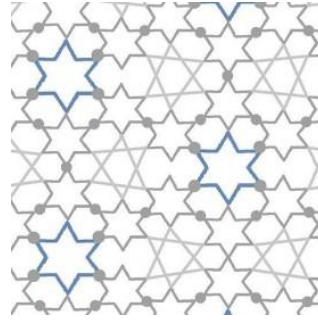


54" x 65"

Northcott:



Fabri-Quilt

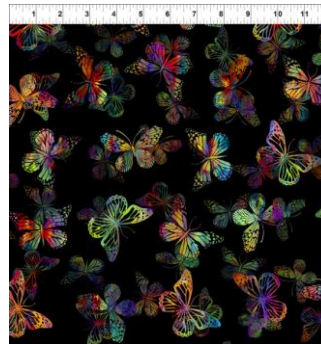


And one other I
couldn't grab a pic for

From In The Beginning:











We 1 kit

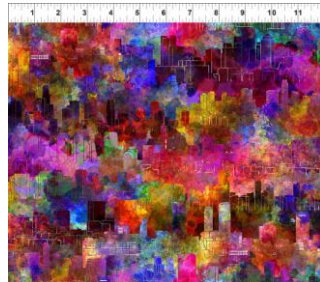






We will have limited
kits: 2 maybe 3.

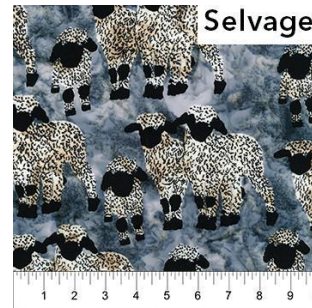



limited amount

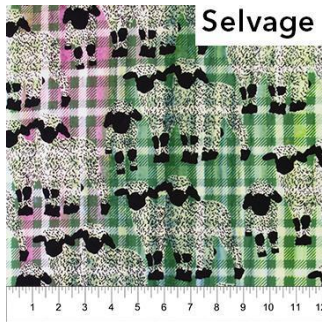




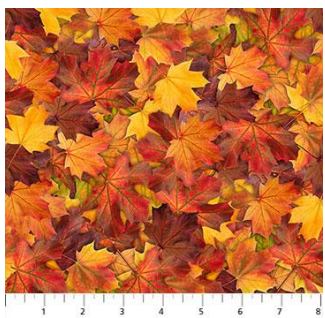

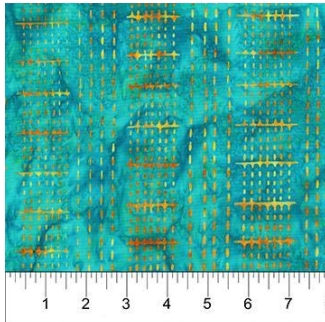
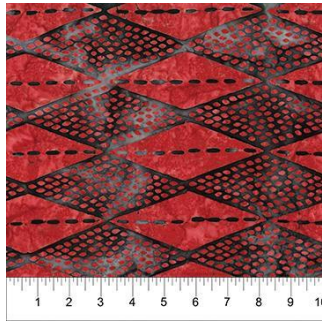

From Northcott:





pattern


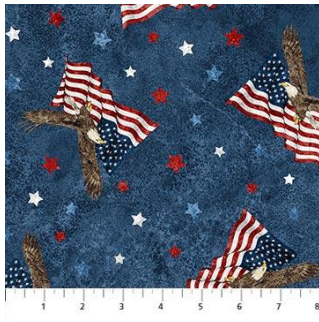


pattern



overwide





From Hoffman:

large BH&R-capp



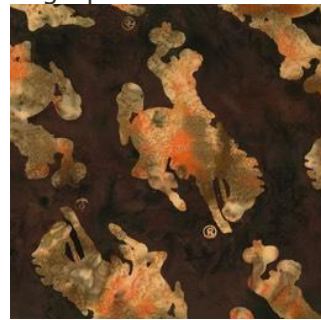
capp.

large BH&R dinon



-dijon



large-palomino



on



large--denim





| JULY | | | | | | |
|--------------|----------------------------------|--------------------------|------------------------------|------------------------------|-----|---|
| Sun | Monday | Tues | Wed | Thurs | Fri | Sat |
| | Color of the month: Christmas | | 1 | 2 | 3 | 4 BOM 10:30 Independence Day Close at 3 |
| 5 Closed | 6 Full Moon (observed) | 7 Hand work Club 2-4 | 8 Knit Pickers' Club 3-7 | 9 Beginning Quilting 1-4 | 10 | 11 Embroidery Club 10-noon Elizabeth Hartman Quilts 1-4 |
| 12 Closed | 13 EZ Breezy Tablerunner 11-3 | 14 Hand work Club 2-4 | 15 Binding 1-4 | 16 Beginning Quilting 1-4 | 17 | 18 Radiant Quilt 11-3 |
| 19 Closed | 20 | 21 Hand work Club 2-4 | 22 Knit Pickers' Club 3-7 | 23 Beginning Quilting 1-4 | 24 | 25 Elizabeth Hartman Quilts 1-4 |

| | | | | | | |
|--------|----|-----------------------|----|---------------------------|----|--|
| 26 | 27 | 28 | 29 | 30 | 31 | |
| Closed | | Hand work Club 2-4 | | Beginning Quilting 1-4 | | |

| AUGUST 2020 | | | | | | |
|------------------|--|---------------------------------|--|-------------------------------------|-----|---|
| Sun | Mon | Tues | Wed | Thursday | Fri | Saturday |
| | | | | | | 1 BOM 10:30 There Be Dragons 1-5 |
| 2 Closed | 3 Magic Triangle Quilt, 11-3 Full Moon | 4 Hand work Club 2-4 | 5 Knit Pickers' Club 3-7 | 6 Beginning Quilting 1-4 | 7 | 8 Embroidery Club 10-noon Embroidery Club 10-noon Magic Triangle Quilt, 11-3 |
| 9 Closed | 10 | 11 Hand work Club 2-4 | 12 | 13 Beginning Quilting 1-4 | 14 | 15 A Study in Subtle 11-3 |
| 16 Closed | 17 | 18 Hand work Club 2-4 | 19 Knit Pickers' Club 3-7 | 20 Beginning Quilting 1-4 | 21 | 22 Zootropolis 11-3 |
| 23 Closed | 24 | 25 Hand work Club 2-4 | 26 | 27 Beginning Quilting 1-4 | 28 | 29 |
| 30 | 31 | | | | | |

| | | | | | | |
|--------|--|-------------------------------|--|--|--|--|
| Closed | | Color of the month: blacks | | | | |
|--------|--|-------------------------------|--|--|--|--|

A Study in Subtle August 15 11-3 Sue Frerich \$30

This is one of the quilts we were not able to teach this spring. The quilt uses soft shades of taupes, grays, browns, and other subtle colorations to create light and medium/dark blocks. The block is simple, but small, and there are tricks to getting everything to line up. You can also make this quilt in any combination of fabrics, so it is perfect for scraps.

Elizabeth Hartman Quilts, July 11 & 25 1-4 Sue Frerich \$30

Elizabeth Hartman animal quilts are fun and once you understand the various sewing methods (45 degree flip, triangles, rectangles and squares) you can make any of her patterns. Therefore, Sue will teach the fundamentals and you can choose We have quite a few of This class has 2 to get you started and continue your work and to show off what you've made.



of the Hartman style any pattern you want. hers in stock right now. sessions, the first class the second to help you

Let There Be Dragons Quilt Sat Aug 1 1-5 \$25 Barb Boyer


In the Beginning has created this marvelous dragon fabric: in orange & flame colors, or cool blues & purples. The dragons are in a panel and there is a coordinating border stripe. The blocks are easy and the panel makes this quilt go together quickly. You will also learn how to miter the borders-a new skill to add to your toolbox!

Magic Triangle August 3 11-3 OR 8, 1-4 Sue Frerich \$25

This is a "design it yourself" styled quilt. The block is simple, but placement is key. You can create many different patterns depending on how you twist and turn your blocks. The "magic" part is how you cut your blocks in half, thus avoiding all those pesky triangles.

Radiant Quilt July 18, 11-3 Sue Frerich \$25

All you need is a group of fat quarters (7-16 depending on how big you want to make your quilt), plus a light and dark accent. The quilt has a sunshine/shadow effect to it and it makes up quickly.



Zootropolis August 22 11-3 Sue Frerich \$35

You've seen her quilt. You want to make one, too! Zootropolis is a skyscraper of animals, each to its own window. You can use a simple fusible process for raw edge applique for the animals, or you can use a special product that allows you to turn under all of your edges so it looks like you've hand appliqued everything in place. The fun part of the quilt - well there are a lot of fun parts: choosing the fabrics for each animal, adding embellishments to your animals, and then choosing fun quilting patterns for each block. This class will have follow up class(es) in the fall.



Nolting Longarm Machines

Nolting has 5 main machines, each with different reaches: from 17" to 30" depending on the machine. They are sold with or without a frame, but after I saw & helped set up one of the steel frames this week, I recommend buying the frame. All machines, except for the Standard-- the most economical machine-- have a stitch regulator. I recommend a stitch regulator. All machines can be equipped with a computer and there are a couple of different ones to choose from. In addition, you can get an extended table base so that you can use rulers, you can get larger bobbins on some of the models and on the frames you can get hydraulic lifts to raise and lower the tables. In the coming weeks, I will print out more information on each model.

The best entry level machine is the Fun Quilter. It comes in 17", 20" & 23" reach. It comes with the Intellistitch Equalizer stitch regulator, standard speed control, needle up/down, and fixed handles in the front & rear. This machine can also be equipped with a computer.



The Pro Machine has the Intellistitch Turbo stitch regulator, single stitch option, standard speed control, needle up/down and customizable handles in the front & rear. The Pro Machine comes in 20", 24" and 30" reach with 10-12" of inside height. There are easy dials on the front to set stitch length and other options. This machine can also be equipped with a computer.



The NV Machine is the newest in the fleet of Nolting machines. This machine has a touch screen with programmable stitch regulation. You can stitch in 4 different stitch modes plus single stitch and needle up/down. It also has an adjustable brightness LED work light. This machine can also be equipped with a computer.



Nolting also has a commercial machine with the Intellistitch Equalizer stitch regulator, standard speed control, needle up/down, and fixed handles in the front & rear. This machine can also be equipped with a computer.

Normal Shop Hours:
Monday-Saturday 10-6
Sunday 1-5
Closed first Sunday of month (and some holidays)

Covid-19 Hours
M-S 10-5. Closed Sundays

Color of the Month and Full Moon Schedule

Since I don't have classes posted, I forgot that I also didn't post the full moon and color of the month schedule.

Full Moon: June 5 (today, but we will observe it tomorrow as well); July 6, August 3 and September 1.

Colors: June blue; July Christmas; August black; September orange.

Join the fun and come feel the difference of quality fabrics.

Happy quilting!

Sincerely, Barbara Boyer
Around the Block
307-433-9555
www.aroundtheblockquilts.com