



# Around the Block

## QUILT SHOP

---

September 27, 2019

Note: We got some new fabric in --pheasants, linen, embroidery. Plus patterns, a little wool, rulers. But today is Quilt-A-Fair in Longmont and I didn't have time to get all the new stuff in the newsletter. I'll get it done by next week.

You have to be careful about on line reviews for products. Just because someone posts a review doesn't mean he's used the product. I'm sure you know this. But I'm also sure that when you read good reviews for a product you want, you let the reviews sway you. I mean, you already like the product because you're thinking about buying it. So, therefore, the favorable product reviews you believe and the bad ones you think were written by someone who doesn't like anything and can poke holes in everything. I've basically given up looking at on line reviews.

But sometimes, reviews are just funny and fun to read. And it doesn't matter whether the person has actually used the product or not. For example:

1. The Wenger 16999 Swiss Army Knife Giant. It has 87 tools and 141 functions. "I had it in my hip pocket, then I fell down. When I got up I was dead. Other than that, it's okay." Or "Found this stuck into a stone while on vacation. I'm impressed with it, generally. Unfortunately, it turns out that removing it made me the new king of Switzerland, which is a lot of responsibility."
2. The Luke Skywalker Ceremonial Jacket with medal of Yavin. "I was tired of getting hit on by beautiful women every time I went out in public, and then I bought this jacket. Problem solved."
3. The Zenith Men's Defy Xtreme Tourbillon Titanion Chronograph Watch. With a name like that you know it's expensive. "No one recognizes this freaking watch! ... I had to hire a guy to interrupt me at the country club with 'Excuse me, is that the Zenith Men's Defy Xtreme Tourbillon Titanium Chronograph Watch that's worth \$145,000 and truly sets you apart as a god among men?'"
4. The 2009-2014 Outlook for Wood Toilet Seats in Greater China. (I just

report this stuff. I don't make it up.) This is a book that sells for \$495. "I was thinking, "Sweet! Finally a version of Outlook that will run on my wooden Chinese toilet seats!! Little did I know this has NOTHING to do with Outlook for Windows or any other Microsoft product."

5. The JL421 Badonkadonk Land Cruiser/Tank. (I didn't make up badonkadonk, either.) This tank has an armored shell, a 400-watt megaphone system and cruises at 40 mph. "Well, first let me say that I have been using the word Badonkadonk wrong my entire adult life."

6. The Daddle, by Cashel. It's a saddle for Dads. Now, please take your mind away from where it just went. This is a saddle for little kids to use and it fits on Dads. "Please note that this Daddle is Western Style and will not be appropriate for those trained in the English Father Riding Method." Or, "I'm afraid that I have still not had success... No amount of duct tape would keep the cat attached to the saddle while it was on my husband's back."

7. Uranium Ore, with convenient 5-day shipping. Not overnight, like you might expect with a volatile product like this. "I was very disappointed to have my uranium confiscated at the airport. It was a gift for my son for his birthday. Also, I'm in prison now, so that's not good either." Or, "It is not cat food.... The cat's huge and well, doesn't really look much like a cat anymore." Or, (my favorite) "I purchased this product 4.47 Billion Years ago and when I opened it today, it was half empty."

8. How to Avoid Huge Ships. (It's a book.) (It's been in print for 37 years.) (It's still in print.) "It was only after it arrived that I looked closely at the title and realized it said 'How to Avoid Huge SHIPS'. A simple error that means I am still treading on massive examples of canine excrement."

9. The UFO-02 detector. It's designed to sense magnetic and electromagnetic disturbances. "I don't know if this is a scam or if mine was broken, but it doesn't work and I am still getting abducted by UFO's on a regular basis." Or, "We again found no signs of aliens in the morning. My uncle and I noticed that some of his cattle had fallen over and accidentally disemboweled themselves, which my uncle was upset about. But we could see no signs of aliens." Or, "I, as a resonable and trUstworthy hUman, do not gleep nerp this ungood prodUct. Bad it is for Us hUmans to purchase and operate this online pUrchasable prodUct."

10. The Horse Head Mask, from Accoutrements, just in time for Halloween. "By wearing this mask, I was able to get anything and everything I needed. Plenty of hay, lots of time to run and, best of all, I no longer have to wear pants." Or, "It's not big enough to completely cover a

horse's head, and it doesn't provide enough air flow for them, either."

11. Wheelmate Steering Wheel Attachable Work Surface Tray. "It's OK I guess, but the bumpy road makes it hard to type. And there's a lot of pedestrians and traffic that keep distracting me from my computer." Or, "I love emailing the Highway patrol while I drive to let them know the tag numbers of cellphone-using drivers."

12. Hutzler 571 Banana Slicer. "Gone are the days of biting off slice-sized chunks of banana and spitting them onto a serving tray.... Next on my wish list: a kitchen tool for dividing frozen water into cube-sized chunks." Or "As shown in the picture, the slices are curved from left to right. All of my bananas are bent the other way."

Odd things around town-actually Ft. Collins

I've been to Ft. Collins a lot these past couple of months. I've had to make multiple trips to solve what should be simple problems.

I needed new contacts and I couldn't get in with my regular eye doc in Cheyenne until late September. So I chose a place in Ft. Collins that got me in within a week. Great, I thought.

Four trips later, I'm not sure it was worth it: initial appointment, then back to pick up contacts, then back for another appointment because the first contacts didn't work, then back to back up new contacts, which didn't work either. Sigh.

Fortunately, I was able to time these trips to visits with the Subaru dealership. I'll be on my fifth trip next week to fix a recurring problem. Although the solution may be to buy a new car. Again. Sigh.

And I've learned a few things on these multiple trips. First, don't take Prospect Ave right now because school is starting, construction blockades are everywhere, and no one in Ft. Collins knows any other east/west street than Prospect. I swear the whole town was parked on that street yesterday. It was a good reminder as to why I don't want to live in Ft. Collins.

On the other hand, there are strange things that you might not see anywhere else: I was leaving the dealership, headed south to Harmony to avoid the pile up on Prospect, and saw a store on the east side of college called Christy's Sports. Which wasn't too unusual until you looked at the bottom part of the sign: Ski & Patio. That was not a pairing that I expected. And then across the street was a guy with a sign in his hands hawking REPTILES. So within a block of each other, you could buy skis for winter, patio furniture for summer and a lizard to hangout in your tree.




---

## WHAT'S NEW!!


From Elizabeth Studios:



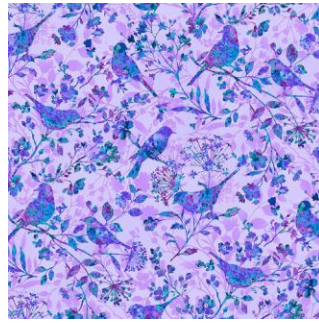

From Northcott:



From Studio E:









From Moda:



From Benartex:



PANEL MEASURES APPROX. 24" X 44"



PANEL MEASURES APPROX. 24" X 44"



Metallic+



SECTION SHOWN MEASURES APPROX. 24" X 44"

Metallic+



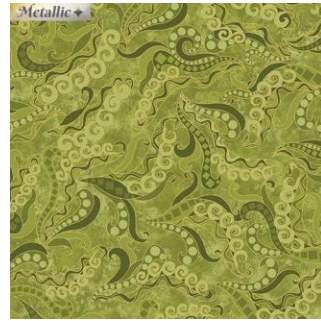






SECTION SHOWN MEASURES APPROX. 24" X 44"





Metallic+



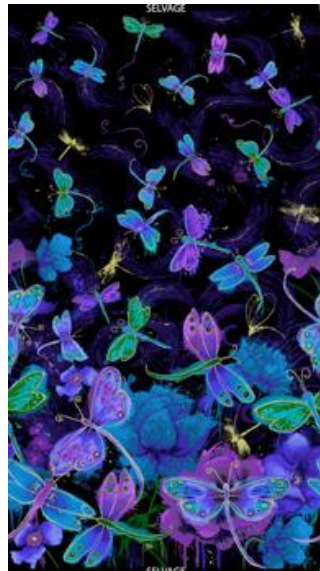

SECTION SHOWN MEASURES APPROX. 24" X 44"









From Timeless Treasures:



From Art Gallery:




From Hoffman:







From Michael Miller: Minky



From Henry Glass:



From Northcott:



flannel



flannel & flat

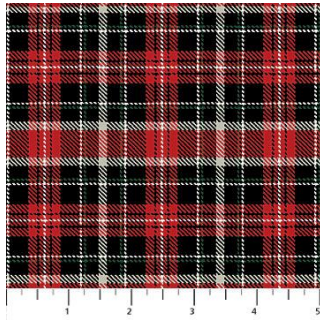


flannel





flannel & flat



flannel




flannel



flannel



flannel



From Alexander Henry:






From AGF:





From Wilmington:



## SIGN UP FOR LONG ARM QUILTING CLASSES TODAY!

Classes are on Wednesdays and some Saturdays: 10:30-1:30; 2:30-5:30, or 6-8:30. Check the calendar for dates. Only 4 to a class.

Rentals have started for those who have taken the class. Tuesdays and Fridays, and a couple of Saturday and Sunday rentals. Check the calendar for rentals. Generally, there are 2 rentals times per day: 10:30-2 and 2:30-6. \$25/hr or \$85 for 3 1/2 hours. \$50 minimum. Plus



\$5/bobbin for thread. Most quilts (double and smaller), even for beginners, will take about 2 1/2-3 hours. We will discuss what you plan to do on your quilt and will help you estimate how long it will take.

**Class descriptions follow the calendar, so keep scrolling. Classes are listed alphabetically, by month.**

September 2019						
Sun	Mon	Tues	Wed	Thurs	Fri	Sat
1 Closed	2 <a href="#">Labor Day</a>	3 Hand work Club 2-4 Long Arm Rental Day	4 Long Arm Quilt classes 10:30-1:30; 2:30-5:30; OR 6-9	5 Live Each Season fall Applique Wall hanging Fall 1-4	6 Long Arm Rental Day	7 BOM 10:30 Gravity 1-4 Teapot Sampler 4-6
8 Beginning Quilt 1-4	9	10 Hand work Club 2-4 Long Arm Rental Day	11 Long Arm classes 10:30-1:30; Knit Pickers' Club 3-7	12 Beginning Quilt 6-9	13 Open sew 3-7 Long Arm Rental Day Full Moon	14 Embroidery Club 10-noon Christmas Fat Quarter Quilt 1-6
15 Beginning Quilt 1-4	16	17 Hand work Club 2-4 Long Arm Rental Day	18 Take 5 for the Holiday 10:30-4	19 Beginning Quilt 6-9	20 Long Arm Rental Day	21 Peeking Points, 10:30-4 AccuCut Rental 4-6
22 Beginning Quilt 1-4	23 English Paper Piecing 2-4	24 Hand work Club 2-4 Long Arm Rental Day	25 Back Basting 10-noon Knit Pickers' Club 3-7	26 Beginning Quilt 6-9	27 Open sew 3-7 Long Arm Rental Day	28 Fab 40s sampler 1-5
29 Beginning Quilt 1-4	30					Color of the month: orange

# October 2019

Sun	Mon	Tues	Wed	Thurs	Fri	Sat
		<b>1</b> Hand work Club 2-4 Long Arm Rental Day	<b>2</b> Long Arm Quilt classes 10:30-1:30; 2:30-5:30; OR 6-9	<b>3</b> Live Each Season fall Applique Wall hanging Fall 1-4 Beginning Quilt 6-9	<b>4</b> Long Arm Rental Day	<b>5</b> BOM 10:30 Gravity 1-4 Teapot Sampler 4-6
<b>6</b> Closed	<b>7</b> Holiday Lodge 10:30-2	<b>8</b> Hand work Club 2-4 Long Arm Rental Day	<b>9</b> Long Arm Quilt classes 10:30-1:30 Knit Pickers' Club 3-7	<b>10</b> Beginning Quilt 6-9	<b>11</b> Open sew 3-7 Long Arm Rental Day	<b>12</b> Embroidery Club 10-noon Stack & Whack 1-6
<b>13</b> Beginning Quilt 1-4  Full Moon	<b>14</b> Light up Your Panel 10:30-4 <a href="#">Columbus Day</a>	<b>15</b> Hand work Club 2-4 Long Arm Rental Day	<b>16</b> Hand Piecing, 10-noon	<b>17</b> Sidelights Halloween 10:30-4 Beginning Quilt 6-9	<b>18</b> Long Arm Rental Day	<b>19</b> Stack & Whack 10:30-4  AccuCut 4-6
<b>20</b> Beginning Quilt 1-4	<b>21</b> Holiday Lodge 10:30-2	<b>22</b> Hand work Club 2-4 Long Arm Rental Day	<b>23</b> Intro to Wool: Needle Case 10:30-2 KnitPickersClub 3-7	<b>24</b> Beginning Quilt 6-9	<b>25</b> Open sew 3-7 Long Arm Rental Day	<b>26</b> Fab 40s sampler 1-5
<b>27</b> Beginning Quilt 1-4	<b>28</b> English Paper Piecing 2-4	<b>29</b> Hand work Club 2-4 Long Arm Rental Day	<b>30</b> Hand Quilting 10-noon  Holiday Tote Bags 2-5	<b>31</b> Beginning Quilt 6-9 <a href="#">Halloween</a>		<b>Color of the month: green</b>

# November 2019

Sun	Mon	Tues	Wed	Thurs	Fri	Sat
-----	-----	------	-----	-------	-----	-----



<b>Color of the month: flannels</b>					<b>1</b> Long Arm Rental Day	<b>2</b> BOM 10:30 Gravity 1-4 Intro to Sashiko 4-6
<b>3</b> Closed	<b>4</b> Fall Mystery Part 1	<b>5</b> Hand work Club 2-4 Long Arm Rental Day	<b>6</b> Long Arm Quilt classes 10:30-1:30; 2:30-5:30; OR 6-9	<b>7</b> Churn Dash Flannel 1-4 Beginning Machine Quilting 6-9	<b>8</b> Open sew 3-7 Long Arm Rental Day	<b>9</b> Embroidery Club 10-noon Paper piece Christmas Tree 1-6
<b>10</b> Beginning Quilt 1-4	<b>11</b> Fall Mystery Part 2 <a href="#">Veterans Day</a>	<b>12</b> Hand work Club 2-4 Long Arm Rental Day Full Moon	<b>13</b> Long Arm Quilt classes 10:30-1:30 Knit Pickers' Club 3-7	<b>14</b> Churn Dash Flannel 1-4 Beginning Machine Applique 6-9	<b>15</b> Long Arm Rental Day	<b>16</b> Boxy Tote Bag 10:30-4 AccuCut 4-6
<b>17</b> Pillow Case Party 1-4	<b>18</b> Fall Mystery Part 3 Triangle Frenzy 10:30-2	<b>19</b> Hand work Club 2-4 Long Arm Rental Day	<b>20</b> Knit Pickers' Club 3-7	<b>21</b> Machine Binding 1-4	<b>22</b> Open sew 3-7 Long Arm Rental Day	<b>23</b> Triangle Frenzy 10-1 Fab 40s sampler 1-5
<b>24</b> Beginning Machine Quilting 1-4	<b>25</b> Fall Mystery Part 4 English Paper Piecing 2-4	<b>26</b> Hand work Club 2-4	<b>27</b>	<b>28</b> Closed <a href="#">Thanksgiving Day</a>	<b>29</b> Black Friday Sale	<b>30</b> Shop Small Business Sale Boxy Tote Bag 1-6

## December 2019

Sun	Mon	Tues	Wed	Thurs	Fri	Sat
<b>1</b> Closed	<b>2</b>	<b>3</b> Hand work Club 2-4 Long Arm Rental Day	<b>4</b> Long Arm Quilt classes 10:30-1:30; 2:30-5:30; OR 6-9	<b>5</b> Dragon Quilt 10:30-4	<b>6</b> Long Arm Rental Day	<b>7</b> BOM 10:30 Gravity 1-4 Long Arm Rental Day 3-6

8	<b>9</b> Intro to Wool Applique: Ornaments 1-4	<b>10</b> Hand work Club 2-4 Long Arm Rental Day	<b>11</b> Long Arm Quilt classes 10:30-1:30 Knit Pickers' Club 3-7	<b>12</b> Christmas Stockings 10:30-4 Full Moon	<b>13</b> Open sew 3-7 Long Arm Rental Day	<b>14</b> Embroidery Club 10-noon Triangle Frenzy 1-6
<b>15</b> Traditional Binding 1-4	<b>16</b>	<b>17</b> Hand work Club 2-4 Long Arm Rental Day	<b>18</b> Credit Card Holders 1-4	<b>19</b>	<b>20</b> Long Arm Rental Day	<b>21</b>
<b>22</b> AccuCut 1-4	<b>23</b>	<b>24</b>	<b>25</b> Closed <a href="#">Christmas</a>	<b>26</b>	<b>27</b>	<b>28</b>
<b>29</b>	<b>30</b>	<b>31</b>	Color of the month: red			

Please look on the calendars above for times and dates.

## Ongoing Classes & Clubs

**AccuCut Rental Sept 21, 4-6, Oct. 19, 4-6, Nov 16, 4-6, Dec 1-4 \$10/30 minutes**

We have an industrial size AccuCut cutter with several dies: strips, squares, triangles, rectangles. Sign up for time of the AccuCutter to change your stash into usable strips, squares, rectangles and triangles. We will rent to machine in ½ hour intervals (you can get a lot cut in ½ hour).

**Block of the Month First Sat of month 10:30-11:15 FREE Barb Boyer**

Join at any time. You get a free fat quarter if you come to class with the previous month's completed block. This year we're making a black & Y white + one color quilt. The challenge, if you choose to accept it, is work within the black & white palette (plus one color placed where ever you like). For the color choice, we are drawing paint chip cards, covered in newspaper so you can't see what color you're getting. But...if you don't like the color you've drawn you can 1) swap with a neighbor, or 2) draw a new color. And if you just can't bring yourself to work in neon green and no one will swap with you, you can just choose your own color.



**Grandmother=s Flower Garden, English Paper Piecing** last Monday of each month, 2-4 Barb Boyer \$20 (one time fee)

We will teach the basics of English Paper Piecing, the simple & easy way to hand piece. English paper piecing dates back to the early 1800s. It is a hand sewing method that uses paper templates to help sew complex angles together, like hexagons. Any number of different designs can be made, including **Grandmother=s Flower Garden** **Cthis is the pattern we=re doing this year**. We will also show how to hand piece the traditional way, also, if you are interested.

**Hand Embroidery Club** 2<sup>nd</sup> Sat. of the month, 10-noon **FREE Kathy Sconce**

If you want to learn to hand embroider or just brush up your technique, join us on the second Saturday of the month from 10 to noon. You can work on your own projects or you can join the project we are doing. This year we are following a purchased pattern called Gardner=s Alphabet Quilt Block of the Month by Crabapple Hill. We will explore a variety of embroidery stitches for each block each block (2 letters per month), plus we will learn how to color with regular crayons to enhance the blocks. Each month Kathy Sconce shows us a new stitch to try, plus, she guides us through thread choices, how to knot, fabrics to use, and tracing techniques.

**Knit Pickers' Club** 2<sup>nd</sup> and 4<sup>th</sup> Wed of each month, 3-7 **Carol Moler**

We are changing up the Knit Pickers= Club. We=re going to knit 2 days a month every second and fourth Wednesday, and we=ll start earlier in the day at 3. For those you who work, we=ll still be knitting >till 7. The Club is open to all skill levels. We want to share what we've learned, find new patterns, and simply just sit and knit. We work on some felting projects, fingerless mittens, mittens, and socks. And we are working on a group projectBmeaning everyone does the same pattern. Each month we will learn a different pattern, make it into a square and eventually put all the squares into one projectBafghan, scarf, bag, etc.

**Live Each Season Wool Applique Thurs: Sept 5, Oct 3, Barb Boyer \$20**

This wool wall hanging has 4 rows: Spring, Summer, Fall & Winter. We started the project last year with the Winter row. We've done the Spring and the Summer and now it's onto Fall. You can join us for this last row, and then pick up the other rows if you want to do the entire wall hanging. You will learn wool applique, various embroider stitches, and how to add fun embellishments to your wall hanging.

**Long Arm Quilting Classes** Wednesdays from 10:30-1:30, 2:30-5:30 Barb Boyer \$30 (check calendar for specific times & dates)

In this class you will learn all about the Nolting long arm quilting machines: loading, threading, quilting. I=ll demonstrate how to load and thread, set stitch length, change tension, wind and load bobbins. Then I will load a practice quilt onto the machine and show how to do hand guided quilting. Each student will be given at least 15-20 minutes of practice time. (Each class is limited to 4 students). You will be able to do free hand quilting plus you can practice following a pantograph. Any quilter who wants to rent to machines must take this class first, regardless of whether you have experience on a long arm machine. This class is not designed to teach you everything there is to know about long arm quiltingBit=s just a start.

**Teapot Sampler (class is free with purchase of kit -- \$150) 3-4 months** Barb Boyer  
Jason Yenter & In The Beginning Fabrics have done it again! This beautiful quilt combines fusible applique with easy to do piece blocks. We will do the quilt as a block of the month, doing 2 blocks a month (there are 9). Skills learned include fusible applique, machine applique with mono filament thread, mitered borders and basic pieced blocks. We have kits!

## September classes

### **Beginning Quilting 8 weeks \$65 Barb Boyer**

This comprehensive 8-week course will introduce to you almost everything you need to know about piecing a quilt top. Along the way you will learn about color, batting, thread, machines and various techniques to give you the skills to make almost any quilt.

### **STILL TIME TO JOIN! Fab Forties Quilt Sat Aug 31, Sept 28, Oct 26, Nov 23 1-5 \$25 Sue Frerich**

Our final Log Cabin quilt of the year involves both log cabin blocks and 12-14 other pieced blocks. Eleanor has been taking her old quilts, with classic blocks, and turning them into fabulous! patterns. This quilt will be taught as a (several) block of the month-it will continue into the fall schedule. Skills learned include how to use lots of new rulers (Eleanor has a ruler for many of her blocks which make the cutting and piecing easy peasy); how to make lots of new blocks; and how to choose the right color palate.



### **Gravity \$25 Sue Frerich 1st Sat/month 1-4 starting Sept.**

This is a Jaybird designed quilt that uses the Hex N More and Super Sidekick rulers. The diamond design creates a color wheel or splash of rainbow colors in solids or prints-but no set in seams. There are 9 different blocks but because of how the blocks are set into the quilt, it looks like you have 18 different blocks. We have 1 kit left, but we can also help you create your own color wheel quilt out of prints, or from the In The Beginning Dit Dot collection, or any other combination you want to try.



### **Hand Applique/Back Basting Wed Sept 25, 10-noon Sandra Freeburg \$25**

Back basting is a template free method of needle turn applique. No slippery freezer paper or chalked lines on top that never seem to get turned under quite right. This method is especially great for traveling, because your pieces will be basted onto your background -- no need for pins to get in the way. This class is great for beginners and all levels of appliquers. Don't let hand applique frustrate you. It's really easy and relaxing!

## October Classes

**Hand Piecing Wed Oct 16 10-noon \$25 Sandra Freeburg**

Everyone who quilts needs to learn to hand piece. Sometimes we need to have small portable projects to take with us in the car, to doctor appointments, and sometimes, just for relaxing stress free quilting. Learn to hand piece with traditional methods. There are many patterns that are so difficult to piece by machine, but are beautiful when done by hand.

**Hand Quilting Wed Oct 30, 10-noon Sandra Freeburg \$25**

Hand quilting is an art that should not be lost. By the end of Sandra's class you will be hand quilting with confidence. Everyone has at least one special quilt that calls out for hand quilting. And there is nothing better than the feel of a hand quilted quilt. Do yourself a favor and learn this art that connects us to our past -- our mothers, grandmothers and great grandmothers.

**Holiday Lodge Mon Oct 7, 21 10:30-2 \$20 Jean Korber**

This cut holiday quilt features the classic red truck. We have 3 box kits (from Moda) left, so don't wait too long to decide. The quilt features a Moda panel, some trees and an old fashioned woodsy looking house. A perfect quilt for a cold winter day.

**Holiday Tote Bags Wed Oct 30 2-5 \$20 Barb Boyer**

Just in time (barely) for Trick or Treating: Make a cute tote bag to fill with candy for Halloween. Or make a Christmas tote bag to "wrap" your presents in, or just make some "green" holiday tote bags for carting groceries from the store.

**Intro to Wool Applique Wed Oct 23 10:30-2 \$20 Barb Boyer**


We will make a small needle case (to hold all of your hand piecing, hand applique, binding, embroidery needles). We will have small kits ready for stitching. You will learn various methods for wool applique and will learn several embroidery stitches for the embellishing.

**Light Up Your Panel Mon Oct 14 10:30-4 \$20 Barb Boyer**

Take a panel, put some blocks and borders around it, quilt it, then light it up! We will show you how to take a panel and turn it into a fun "light up" wall hanging, perfect for the holidays.

**Stack & Whack Sat Oct 12 (1-6) & 19 (10:30-4) \$20 Barb Boyer**

Stack & Whack quilt take quilting fun to a new level. We can help you choose your fabric to make this kaleidoscope beauty. I like working with fun novelty prints, but big florals, Japanese prints and almost anything by Alexander Henry works great. You will need 8 repeats for your yardage: best to come in and we'll help you find the right fabrics. The class is taught in 2 parts: First Saturday is cutting; second Saturday in sewing (but if you get things cut early, you can start sewing).

**November Classes**



**Beginning Machine Applique Thurs Nov 6-9 \$25 Barb Boyer**

So many quilts use applique these days. Learn the ins and outs of machine applique, from points to curves. We will practice the button hole/blanket stitch, satin stitch, and you can also play around with your decorative stitches. Threads, fusibles and stabilizers will be discussed.

**Beginning Machine Quilting Thurs Nov 7, 6-9 or Nov 24, 1-4 \$25 Sue Frerich**

Be prepared to quilt! You will practice your quilting skills on various samples, using both your walking foot and darning foot. Batting, threads, needles and patterns will be discussed. Who knows? By the time you leave you may even be able to write/quilt your name!

**Boxy Tote Bag Sat Nov 16, 10:30-4 and Nov 30, 1-6 \$25 Jean Korber**

This adorable tote bag was designed to carry your small sewing machine, but it can be used for so many things. The Boxy Tote has pockets all the way around on the outside and inside! Heavy duty formed metal stays keep the bags mouth wide open, easy to get your Singer Featherweight sewing machine in and out. Jean has dissected the pattern and made it easy to follow.



**Churn Dash Flannel Quilt Thur Nov 7 & 14, 1-4 \$20 Barb Boyer**

Three sizes of churn dash blocks make up this delightful flannel quilt. You need 14 fat quarters, but if you like our sample, we have 4 kits. The quilt is a little bigger than a lap size, bordering on twin, but you could add borders to make it bigger. Perfect for our winter weather soon approaching.



**Fall Mystery Quilt Mon Nov 4, 11, 18, 25 \$20 Barb Boyer**

We have 6 Mystery kits-Once a week you will pick up instructions: Week 1, cutting, Week 2 piecing, Week 3 piecing, etc. You won't know what it will look like until the very end. Don't worry, the pattern isn't hard, but we will keep you guessing as to what the final quilt will look like. And we've already made it up, so we know what it will look like, and trust us, it's a very cool fall colored quilt. You will only pick up your patterns each week; you will do your sewing at home.

**Intro to Sashiko Sat Nov 2, 4-6 \$20 Kathy Sconce**

Sashiko is a form of decorative reinforcement stitching from Japan. Traditional Sashiko embroidery used white thread on a blue background, but today's sashiko uses many colors of thread, including variegated, and a variety of different colored backgrounds. The main stitch is a type of running stitch and the patterns are often geometric. Learn the basic stitch in the intro class and make a small wall hanging, tea towel, or quilt.

**Machine Applied Binding Thur Nov 21 1-4 \$20 Jean Korber**

Jean will show you several ways to cut and apply binding, completely by machine. Then if you bring a small project, that is already quilted and ready for binding, you can use Jean's techniques and tricks to apply the binding to your project. You probably won't finish your binding, but you will get hands on experience so you can take what you've learned & finish at home.

**Paper Pieced Christmas Tree Sat Nov 9, 1-6 \$20 Sue Frerich**


We have several kits to make this wonderful black & white (plus a hint of red) Christmas tree. If you have not tried paper piecing, this is a perfect class to get you started. We will also have some individual patterns, so if you want to choose your own fabrics, you can do so. This quilt would look great hanging on the back of a door or on the wall for Christmas.

**Pillow Case Party Sun. Nov 17 1-4 FREE**

If you've never made a pillow case, or just want some time to sew a pillow case, this class is for you. This is a great mother/daughter styled class and pillow cases make great presents!

**Triangle Frenzy, back again for the holidays Sat Nov 23, 10-1 \$20 Barb Boyer**

This table runner uses a 10" border stripe and a 12" 60 degree ruler to cut large triangles then spin them around to arrange them in a swirling pattern. Simple & easy to do. You may even be able to make 2 during class.

**December Classes****Binding Sun Dec 15 1-4 Barb Boyer \$20**

You'll learn how to accurately cut you bindings, whether bias, cross or straightBand when to use which one. You'll learn how to cut, the sew, join (so easy) and hand stitch part. Bindings so easy peasy you=ll wonder why you were ever nervous about putting on the binding.

**Christmas Stocking Thur Dec 12 10:30-4 \$20 Barb Boyer**

Learn to make pieced Christmas Stockings just in time to hang for Santa's arrival. These stockings can be as simple or complex as you want to make them. We'll talk about different lining and cuff options.

**Credit Card Holders Wed Dec 18, 1-4 \$20 Barb Boyer**

Make a fast,easy credit card holder that is lined with that special stuff that prevents hackers from stealing your info. Two fat quarters will make several card holders, or you could use a fat quarter and our cork fabric, to make an extra special card holder.

**Dragon Quilt Thus Dec 5 10:30-4 \$20 Barb Boyer**





In the Beginning has created this marvelous dragon fabric: in orange & flame colors, or cool blues & purples. The dragons are in a panel and there is a coordinating border stripe. The blocks are easy and the panel makes this quilt go together quickly. You will also learn how to miter the borders-a new skill to add to your toolbox!

**Intro to Wool Applique Mon Dec 9 1-4 \$20 Barb Boyer**

We will make some small ornaments, using a kit. You can make either mittens, stocking, or credit card holders. You will learn various methods for wool applique and will learn several embroidery stitches for the embellishing.



**Triangle Frenzy, back again for the holidays Sat Dec 14, 10-6 \$20 Barb Boyer**

This table runner uses a 10" border stripe and a 12" 60 degree ruler to cut large triangles then spin them around to arrange them in a swirling pattern. Simple & easy to do. You may even be able to make 2 during class.

## Nolting Longarm Machines

Nolting has 5 main machines, each with different reaches: from 17" to 30" depending on the machine. They are sold with or without a frame, but after I saw & helped set up one of the steel frames this week, I recommend buying the frame. All machines, except for the Standard-- the most economical machine-- have a stitch regulator. I recommend a stitch regulator. All machines can be equipped with a computer and there are a couple of different ones to choose from. In addition, you can get an extended table base so that you can use rulers, you can get larger bobbins on some of the models and on the frames you can get hydraulic lifts to raise and lower the tables. In the coming weeks, I will print out more information on each model.

The best entry level machine is the Fun Quilter. It comes in 17", 20" & 23" reach. It comes with the Intellistitch Equalizer stitch regulator, standard speed control, needle up/down, and fixed handles in the front & rear. This machine can also be equipped with a computer.



The Pro Machine has the Intellistitch Turbo stitch regulator, single stitch option, standard speed control, needle up/down and customizable

handles in the front & rear. The Pro Machine comes in 20", 24" and 30" reach with 10-12" of inside height. There are easy dials on the front to set stitch length and other options. This machine can also be equipped with a computer.



The NV Machine is the newest in the fleet of Nolting machines. This machine has a touch screen with programmable stitch regulation. You can stitch in 4 different stitch modes plus single stitch and needleup/down. It also has an adjustable brightness LED work light. This machine can also be equipped with a computer.



Nolting also has a commercial machine with the Intellistitch Equalizer stitch regulator, standard speed control, needle up/down, and fixed handles in the front & rear. This machine can also be equipped with a computer.

## CLUBS

### HAND EMBROIDERY CLUB-FREE!

If you want to learn to hand embroider or just brush up your technique, join us on the second Saturday of the month from 10 to noon. You can work on your own projects or you can join the project we are doing.

\*\*\*\*\*

### Hand Work Club-FREE!

Every Tuesday afternoon from 2-4, join us to just sit & hand stitch, crochet, bind, or knit group. Bring what you're working on, sit up at the table in front by the window and work on your projects for awhile. You can get advice & suggestions from your fellow quilters and share your experiences about your projects.



\*\*\*\*\*

### **Knit Pickers' Club FREE!**

This is another get-together class to sit & knit, work on our projects, share information and get some help. We will share techniques, suggest patterns, but mainly we'll sit & knit (or pick). We are discussing trying to do a group project-meaning everyone does the same pattern. Each month we will learn a different pattern, make it into a square and eventually put all the squares into one project-afghan, scarf, bag, etc. 2nd & 4th Wednesdays, 3-7.

\*\*\*\*\*

### **Block of the Month Club FREE!**

First Saturday of the Month, 10:30-11:15. Join at any time. You get a free fat quarter if you come to class with the previous month's completed block.

\*\*\*\*\*

### **Toad Toters Club**

On full moon days (as noted in the calendar) you will get 20% off all purchases (not otherwise discounted) that you can fit in your bag. You must bring your bag to participate.

Full Moon Days: September 11, October 13, November 12 December 12.

#### **Discount Policy**

We will honor only one discount -- whichever is largest. You can't combine a 10% with a 25% discount to get a 35% discount. On this we can't be bribed.

#### **Color of the Month**

August blacks, September orange, October green, November flannels, December red

Join the fun and come feel the difference of quality fabrics.

Happy quilting!

Sincerely, Barbara Boyer

Around the Block

307-433-9555

[www.aroundtheblockquilts.com](http://www.aroundtheblockquilts.com)