

Row By Row 2019 S'More Camping



July 26, 2019

August 30, 2013 (first posted)

This is the story of why Becca came to live with me.

Cassidy needed a cabana boy. Or girl. Bringing a male dog into the mix is problematic-males tend to pee on everything. So the easiest solution is not to have dogs. Male dogs, that is. In the dog world, dogs are male dogs and girl dogs are, well I've learned to be sensitive about using the b word to describe my girls. I remember a conversation I had with a friend of mine while we sat in East High's auditorium waiting for a concert to begin. We drove away nearby folks with our word choices. So I'm sensitive to the uninitiated.

Anyway, back to the cabana boy. Girl. Cassidy was in need of a playmate, or at least something to torture. She was sole dog and was inventing things to keep her busy - like dragging long poles around to the back deck. I figured she was building a condo or something. Protecting the front yard

from joggers was just not interesting enough. Becca, on the other hand, is perfectly happy with such a menial job.

So, to keep Cassidy entertained, I bought a small plastic pool and filled it with water, so she could splash around during the heat of the day. I thought I was being a thoughtful owner and that Cassidy would enjoy hopping in and out of the water. Apparently not.

I got home and the swimming pool was not where I had put it. Clue 1. Now, I had filled it with water, so it wouldn't have blown away, and it would have been too heavy for Cassidy to drag it around.

Then I continued toward the garage and saw lots of bits of paper floating around. Clue 2. Turns out the mailman had done me a favor. I had ordered Ken Follett's latest big, thick book, Pillars of the Earth. Plus some other book. These come wrapped in plastic, then in cardboard and finally strapped together with those plastic handcuffs. You need box cutters to unwrap these things. Or big teeth, as it turns out. Because the books didn't fit in the mailbox on the road, the mailman dropped them off at the house. By the gate. Just within teeth range.

Yup. Cassidy didn't want a swimming pool for her condo any more than she wanted a library filled with books. It was hard to explain to the post office that while I appreciated the mailman leaving things leaning against the fence by the gate (that I never use), I'd rather just to come to the post office to pick things up. Besides, what would have happened if it had rained?

Then I had to call the book company and explain what the post office had done and could they send me new books. Not my fault, here. Book club response? Please send in the damaged book. After I quit laughing, it took another 5 minutes to convince the person that the book had been shredded and was probably in Nebraska by now.

Oh - you may be wondering about the swimming pool. Cassidy sunk her teeth into it so many times, the water drained out. I left it in the backyard so she'd have something to drag around for fun.

Then I got Becca. She's much more interesting than a swimming pool.

STONEHENGE CONTEST!


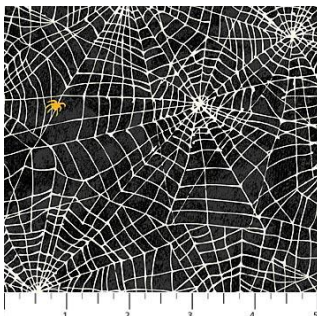
Northcott fabrics is holding a quilt challenge to celebrate 10 years of their fabric line, Stonehenge. This challenge runs from March 1 5-Sept 30.




The block is 12" finished and the kit is \$5. We are currently out of kits and fabric. I'll let you know when more comes in.



WHAT'S NEW!!

From Northcott:





From P & B:




From River Bend:




We have kits for this quilt, plus some other precuts and a bolt of purple dots. It's hard to grab the pics from Midwest (River Bend) site.


From P & B:



From In the Beginning:



From Moda:



NOTE: The red & black check probably 't be won't be around long, so plan your Christmas projects soon.

We also got in 10" squares and 2 1/2" strips in this collection.

From P&B:




From Hoffman:






From Northcott:



From Henry Glass:



SIGN UP FOR LONG ARM QUILTING CLASSES TODAY!

Classes are on Wednesdays and some Saturdays: 10:30-1:30; 2:30-5:30, or 6-8:30. Check the calendar for dates. Only 4 to a class.

Rentals have started for those who have taken the class. Tuesdays and Fridays, and a couple of Saturday and Sunday rentals. Check the calendar for rentals. Generally, there are 2 rentals times per day: 10:30-2 and 2:30-6. \$25/hr or \$85 for 3 1/2 hours. \$50 minimum. Plus \$5/bobbin for thread. Most quilts (double and smaller), even for beginners, will take about 2 1/2-3 hours. We will discuss what you plan to do on your quilt and will help you estimate how long it will take.

Class descriptions follow the calendar, so keep scrolling. Classes are listed alphabetically, by month.

NOTE TO Embroiders: Quilt Wyoming is scheduled for July 13. I am at the vendor show & Kathy is in a class.

You can come to class & sit & stitch, but neither of us will be at the shop.

July 2019						
Sunday	Mon	Tues	Wed	Thurs	Frid	Sat
	1	2 Hand work Club 2-4 Long Arm Rental Day	3 Long Arm Quilt classes 10:30-1:30; 2:30-5:30	4 Closed Independence Day	5 Long Arm Rental Day	6 BOM 10:30 Teapot Sampler 1-4 Monthly Mini 4-6
7 Closed Beginning Quilting 1-4	8 Jelly Roll Race 10:30-4	9 Hand work Club 2-4 Long Arm Rental Day	10 Knit Pickers' Club 3-7	11 Quilt Wyoming	12 Long Arm Rental Day Quilt Wyoming	13 Fan Faire 11:30-6 Quilt Wyoming
14 Beginning Quilt 1-4	15	16 Hand work Club 2-4 Long Arm Rental Day Full Moon	17	18 Beginning Quilt 1-4	19 Long Arm Rental Day	20
21 Beginning Quilt 1-4	22	23 Hand work Club 2-4 Long Arm Rental Day	24 Knit Pickers' Club 3-7	25	26 Open sew 3-7 Long Arm Rental Day	27 Mexican Star 10:30-4
28 Beginning Quilt 1-4	29 English Paper Piecing & Hand Piecing 1-4	30 Hand work Club 2-4 Long Arm Rental Day	31			Color of the month: Christmas

--	--	--	--	--	--	--

August 2019						
Sunday	Mon	Tues	Wed	Thurs	Frid	Sat
				1 Beginning Quilt 1-4	2 Long Arm Rental Day	3 BOM 10:30 Teapot Sampler 1-4 Monthly Mini 4-6
4 Closed	5	6 Hand work Club 2-4 Long Arm Rental Day	7 Long Arm Quilt classes 10:30-1:30; 2:30-5:30	8 Beginning Quilt 1-4	9 Open sew 3-7 Long Arm Rental Day	10 Embroidery Club 10- noon
11 Beginning Quilt 1-4	12	13 Hand work Club 2-4 Long Arm Rental Day	14 Knit Pickers' Club 3- 7	15 Full Moon	16 Long Arm Rental Day	17 Jelly Roll Race 10:30-4
18	19	20 Hand work Club 2-4 Long Arm Rental Day	21	22	23 Open sew 3-7 Long Arm Rental Day	24
25	26 English Paper Piecing & Hand Piecing 1-4	27 Hand work Club 2-4 Long Arm Rental Day	28 Knit Pickers' Club 3- 7	29	30 Long Arm Rental Day	31 Fab 40s sampler 10:30-4

Color of the month: blacks						
-------------------------------	--	--	--	--	--	--

Summer Classes

Please look on the calendars above for times and dates. We will add a couple more classes, time & energy permitted, so keep an eye on the calendar.


Ongoing Classes & Clubs

Block of the Month First Sat of month 10:30-11:15 FREE Barb Boyer Join at any time. You get a free fat quarter if you come to class with the previous month's completed block. This year we're making a black & Y white + one color quilt. The challenge, if you choose to accept it, is work within the black & white palette (plus one color placed where ever you like). For the color choice, we are drawing paint chip cards, covered in newspaper so you can't see what color you're getting. But...if you don't like the color you've drawn you can 1) swap with a neighbor, or 2) draw a new color. And if you just can't bring yourself to work in neon green and no one will swap with you, you can just choose your own color.

Grandmother's Flower Garden, English

Paper Piecing last Monday of each month, 2-4 Barb Boyer \$20 (one time fee)

We will teach the basics of English Paper Piecing, the simple & easy way to hand piece. English paper piecing dates back to the early 1800s. It is a hand sewing method that uses paper templates to help sew complex angles together, like hexagons. Any number of different designs can be made, including Grandmother's Flower Garden-this is the pattern we're doing this year. We will also show how to hand piece the traditional way, also, if you are interested.



Hand Embroidery Club 2nd Sat. of the month, 10-noon FREE KathySconce

If you want to learn to hand embroider or just brush up your technique, join us on the second Saturday of the month from 10 to noon. You can work on your own projects or you can join the project we are doing. This year we are following a purchased pattern called Gardner's Alphabet Quilt Block of the Month by Crabapple Hill. We will explore a variety of embroidery stitches for each block each block (2 letters per month), plus we will learn how to color



with regular crayons to enhance the blocks. Each month Kathy Sconce shows us a new stitch to try, plus, she guides us through thread choices, how to knot, fabrics to use, and tracing techniques.

Knit Pickers' Club 2nd and 4th Wed of each month, 3-7 Carol Moler
We are changing up the Knit Pickers' Club. We're going to knit 2 days a month every second and fourth Wednesday, and we'll start earlier in the day at 3. For those of you who work, we'll still be knitting 'till 7. The Club is open to all skill levels. We want to share what we've learned, find new patterns, and simply just sit and knit. We work on some felting projects, fingerless mittens, mittens, and socks. And we are working on a group project-meaning everyone does the same pattern. Each month we will learn a different pattern, make it into a square and eventually put all the squares into one project-afghan, scarf, bag, etc.

Live Each Season Wool Applique Thurs: Jan 10, Feb 7, Mar 7, April 11, May 9 (& rest of year) 1-4 Barb Boyer \$20

This wool wall hanging has 4 rows: Spring, Summer, Fall & Winter. We will start with the Winter Row in January. We will take 2 months per row, and we'll take July & August off. You will learn wool applique, various embroider stitches, and how to add fun embellishments to your wall hanging. **Note: we are taking July & August off. We'll start on the pumpkin row in September.**



Long Arm Quilting Classes Wednesdays from 10:30-1:30, 2:30-5:30 Barb Boyer \$30 (check calendar for specific times & dates)

In this class you will learn all about the Nolting long arm quilting machines: loading, threading, quilting. I'll demonstrate how to load and thread, set stitch length, change tension, wind and load bobbins. Then I will load a practice quilt onto the machine and show how to do hand guided quilting. Each student will be given at least 15-20 minutes of practice time. (Each class is limited to 4 students). You will be able to do free hand quilting plus you can practice following a pantograph. Any quilter who wants to rent to machines must take this class first, regardless of whether you have experience on a long arm machine. This class is not designed to teach you everything there is to know about long arm quilting-it's just a start.

Mystic Garden

For those of you who missed the retreat, we will schedule a couple of extra classes to help get you going on your quilt. And for those that did attend the retreat, we will work on the blocks that we didn't have time for. Watch the newsletter for dates & times.

Teapot Sampler (class is free with purchase of kit -- \$175) 3-4 months Barb Boyer

Jason Yenter & In The Beginning Fabrics have done it again!

This beautiful quilt combines fusible applique with easy to do piece blocks. We will do the quilt as a block of the month, doing 2 blocks a month (there are 9). Skills learned

include fusible applique, machine applique with mono filament thread, mitered borders and basic pieced blocks. We have kits!



July Classes

Mexican Star \$25 Sue Frerich

Eleanor Burns has done it again with this striking criss crossing quilt. The sample quilt shown has a black background, but the pattern shows a white background, so you definitely have options. This quilt uses a special wedge ruler to help you get the perfect angle on your strips. This is another quilt where you can use precut 2 1/2" strips. Skills learned include handling angles, using a new ruler, and color placement for your stars.



August Classes

Jelly Roll Race \$20 Barb Boyer

See explanation in July. Same quilt, different day.

Fab Forties Quilt \$25 Sue Frerich

Our final Log Cabin quilt of the year involves both log cabin blocks and 12-14 other pieced blocks. Eleanor has been taking her old quilts, with classic blocks, and turning them into fabulous! patterns. This quilt will be taught as a (several) block of the month-it will continue into the fall schedule. Skills learned include how to use lots of new rulers (Eleanor has a ruler for many of her blocks which make the cutting and piecing easy peasy); how to make lots of new blocks; and how to choose the right color palate.



CLUBS

HAND EMBROIDERY CLUBFREE!

If you want to learn to hand embroider or just brush up your technique, join us on the second Saturday of the month from 10 to noon. You can work on your own projects or you can join the project we are doing.

Hand Work ClubFREE!

Every Tuesday afternoon from 2-4, join us to just sit & hand stitch, crochet, bind, or knit group. Bring what you're working on, sit up at the table in front by the window and work on your projects for awhile. You can get advice & suggestions from your fellow quilters and share your experiences about your projects.

Knit Pickers' Club FREE!

This is another get-together class to sit & knit, work on our projects, share information and get some help. We will share techniques, suggest patterns, but mainly we'll sit & knit (or pick). We are discussing trying to do a group project meaning everyone does the same pattern. Each month we will learn a different pattern, make it into a square and eventually put all the squares into one project. Afghan, scarf, bag, etc.

Block of the Month Club FREE!

First Saturday of the Month, 10:30-11:15. Join at any time. You get a free fat quarter if you come to class with the previous month's completed block.

Monthly Mini Club FREE!

First Saturday of the Month from 4-6.

This year we are going to do several different wall hangings. These will be kitted with all of the necessary fabrics and patterns. We will work on the same wall hanging for 2-3 months. You can choose to do one or all of them (I think I have 4 scheduled). In class we will learn various machine applique techniques to use on the blocks and some of the kits come with embellishments, so we will discuss how to add the embellishments to the quilts.

Toad Tots Club

On full moon days (as noted in the calendar) you will get 20% off all purchases (not otherwise discounted) that you can fit in your bag. You must bring your bag to participate.

Full Moon Days: June 17; July 16; August 15

Discount Policy

We will honor only one discount -- whichever is largest. You can't combine a 10% with a 25% discount to get a 35% discount. On this we can't be bribed.

Color of the Month

June blue; July Christmas; August blacks.

Nolting Longarm Machines

Nolting has 5 main machines, each with different reaches: from 17" to 30" depending on the machine. They are sold with or without a frame, but after I saw & helped set up one of the steel frames this week, I recommend buying the frame. All machines, except for the Standard--the most economical machine-- have a stitch regulator. I recommend a stitch regulator. All machines can be equipped with a computer and there are a couple of different ones to choose from. In addition, you can get an extended table base so that you can use rulers, you can get larger bobbins on some of the models and on the frames you can get hydraulic lifts to raise and lower the tables. In the coming weeks, I will print out more information on each model.

The best entry level machine is the Fun Quilter. It comes in 17", 20" & 23" reach. It comes with the Intellistitch Equalizer stitch regulator, standard speed control, needle up/down, and fixed handles in the front & rear. This machine can also be equipped with a computer.



The Pro Machine has the Intellistitch Turbo stitch regulator, single stitch option, standard speed control, needle up/down and customizable handles in the front & rear. The Pro Machine comes in 20", 24" and 30" reach with 10-12" of inside height. There are easy dials on the front to set stitch length and other options. This machine can also be equipped with a computer.



The NV Machine is the newest in the fleet of Nolting machines. This machine has a touch screen with progra

mmable stitch regulation. You can stitch in 4 different stitch modes plus single stitch and needleup/down. It also has an adjustable brightness LED work light. This machine can also be equipped with a computer.



Nolting also has a commercial machine with the Intellistitch Equalizer stitch regulator, standard speed control, needle up/down, and fixed handles in the front & rear. This machine can also be equipped with a computer.

CLUBS

HAND EMBROIDERY CLUB-FREE!

If you want to learn to hand embroider or just brush up your technique, join us on the second Saturday of the month from 10 to noon. You can work on your own projects or you can join the project we are doing.

Hand Work Club-FREE!

Every Tuesday afternoon from 2-4, join us to just sit & hand stitch, crochet, bind, or knit group. Bring what you're working on, sit up at the table in front by the window and work on your projects for awhile. You can get advice & suggestions from your fellow quilters and share your experiences about your projects.

Knit Pickers' Club FREE!

This is another get-together class to sit & knit, work on our projects, share information and get some help. We will share techniques, suggest patterns, but mainly we'll sit & knit (or pick). We are discussing trying to do a group project-meaning everyone does the same pattern. Each month we will learn a different pattern, make it into a square and eventually put all the squares into one project-afghan, scarf, bag, etc. 2nd & 4th Wednesdays, 3-7.

Block of the Month Club FREE!

First Saturday of the Month, 10:30-11:15. Join at any time. You get a free fat quarter if you come to class with the previous month's completed block.

Monthly Mini Club FREE!

First Saturday of the Month from 4-6.

This year we are going to do several different wall hangings. These will be kitted with all of the necessary fabrics and patterns. We will work on the same wall hanging for 2-3 months. You can choose to do one or all of them (I think I have 4 scheduled). In class we will learn various machine applique techniques to use on the blocks and some of the kits come with embellishments, so we will discuss how to add the embellishments to the quilts.

Toad Toters Club

On full moon days (as noted in the calendar) you will get 20% off all purchases (not otherwise discounted) that you can fit in your bag. You must bring your bag to participate.

Full Moon Days: January 20 , February 19 , March 20, April 19, May 18.

Discount Policy

We will honor only one discount -- whichever is largest. You can't combine a 10% with a 25% discount to get a 35% discount. On this we can't be bribed.

Color of the Month

January red; February purple; March green; April yellow; May white.

Join the fun and come feel the difference of quality fabrics.

Happy quilting!

Sincerely, Barbara Boyer

Around the Block

307-433-9555

www.aroundtheblockquilts.com