

## Row By Row 2019 S'More Camping



August 2, 2019

Rerun from:

January 27, 2017

I learned a new word this week: Photo bombed. I learned this word after I read a headline that just didn't make sense: Young Aussie Surfer Photo Bombed by Shark That Shared Wave.

I couldn't figure out why a shark would be taking pictures of a surfer. And in the picture of the surfer, you couldn't see a shark holding a camera. In fact, you could barely see the shark. What happened was this shark was surfing the same wave as a 10-year-old boy.

Dad was on shore taking pictures and saw the shark, through the lens, beneath the waves. He got his kid to shore, then showed him the pictures. The kid did see a shape in the water while he was surfing, but thought it was seaweed, although he did feel a bump when he went "over the top,"

presumably that was "over the top of the shark." The kid said he was glad he didn't know that a great white shark (a little one, if great whites come in little sizes) was next to him on the wave.

So that's the story, but it still didn't explain the "photo bombed" part of the headline. So I looked it up. I do this for you, you know. I feel it's my job to keep you up to speed on the latest and greatest cultural additives. So "photo bombed" means a person or thing, in this case the shark, appearing unexpectedly in a picture. So for all of you who wagged finger Vs above someone's head in a picture, just to be funny, that's a photo bomb. It's both a verb and a noun, so I think you can use it anyway you like.

Here's another-I just had to look some up. On fleek. This expression generally means smooth, nice, sweet or the quality of being perfect or on point (like something coming to a point, not an argument that's on point, but who really knows....). Anyway, while the word "fleek" appears to have been used as early as 2003 (I know, that's decades ago), its most recent use came from a teenager would had just gotten her eyebrows done. In 2014, she posted a 6 second, or so, video on a social media site called Vine, in which she said, in part (because the other part I can't repeat here) "Finna get crunk. Eyebrows on fleek.

Translation: I'm ready to party (finna get crunk). And my eyebrows are pretty and come to a sharp point (eyebrows on fleek). I know, you just gotta dive into this stuff and start using it. Your grandkids will think you're funny.

Well, things went viral after that. Celebrities started using it and arguing over who coined the phrase. And there is some debate whether that 2014 teen was the first to use it. You know how the internet is: We have alternative truths all over the place, so it's hard to track down just what is and what isn't. But I suspect that for word coinage, we don't have to worry too much about those facts, especially since the phrase has gone viral, at least in some circles, and it's probably passe to use now, and that's a real word the tweens may not know.

Anyway, even Taco Bell started using it in connection with its Twitter posts advertising tacos, although it took the CEO a couple of tries to get it right. The CEO was giving a presentation to some analysts and investors associated with the company about how the company was learning a new millennial word a week in an effort to stay connected with the young crowd. So he told them about the phrase "on cleet." His media advisers told him afterward, that the phrase was "on fleek." To my knowledge, "on cleet" has not gone viral, unless it has something to do with football and shoes. I just wouldn't know about that.

Now this CEO is 41. And he clearly wasn't on fleek the day he made his presentation. And if a 41 year old can't be on fleek, I don't think there's hope for the rest of us except as a diversion for the grand kids.

Here are a few other strange new words:

Amrite (I'm all right), faved (to favor a tweet), unbothered (pretty obvious, meaning no bothered), boolin (chilling), baeless (single), bruuh (bro). So, this week amrite and unbothered. I'm working on an on freek quilt, and my house in boolin because of the weather. Translation: It's been a good week. I'm working on a quilt that is set on point. And my house is cold because it's cold outside.

Somehow, I think I'm a bit like the 41-year-old CEO of Taco Bell: I'm not quite using these new words right. But most of these words are used on social media sites like Twitter, where you have to cram a lot of things into just 140 characters. My dad used to call that shorthand, and he always wondered why I never learned it. Kids call it tweeting, I guess.

I think I may practice this new language on the dogs. They don't listen much to me anyway.

## STONEHENGE CONTEST!

Northcott fabrics is holding a quilt challenge to celebrate 10 years of their fabric line, Stonehenge. This challenge runs from March 1 5-Sept 30.






The block is 12" finished and the kit is \$5. We are currently out of kits and fabric. I'll let you know when more comes in.





---

## WHAT'S NEW!!

From Northcott:







From P & B:



From River Bend:




We have kits for this quilt, plus some other precuts and a bolt of purple dots. It's hard to grab the pics from Midwest (River Bend) site.


From P & B:



### From In the Beginning:



### From Moda:



NOTE: The red & black check probably 't be won't be around long, so plan your Christmas projects soon.

We also got in 10" squares and 2 1/2" strips in this collection.



From P&B:




From Hoffman:






From Northcott:



From Henry Glass:





## SIGN UP FOR LONG ARM QUILTING CLASSES TODAY!

Classes are on Wednesdays and some Saturdays: 10:30-1:30; 2:30-5:30, or 6-8:30. Check the calendar for dates. Only 4 to a class.

Rentals have started for those who have taken the class. Tuesdays and Fridays, and a couple of Saturday and Sunday rentals. Check the calendar for rentals. Generally, there are 2 rentals times per day: 10:30-2 and 2:30-6. \$25/hr or \$85 for 3 1/2 hours. \$50 minimum. Plus \$5/bobbin for thread. Most quilts (double and smaller), even for beginners, will take about 2 1/2-3 hours. We will discuss what you plan to do on your quilt and will help you estimate how long it will take.

**Class descriptions follow the calendar, so keep scrolling. Classes are listed alphabetically, by month.**

**NOTE TO Embroiders: Quilt Wyoming is scheduled for July 13. I am at the vendor show & Kathy is in a class.**

**You can come to class & sit & stitch, but neither of us will be at the shop.**

---

July 2019						
Sunday	Mon	Tues	Wed	Thurs	Frid	Sat
	<b>1</b>	<b>2</b> Hand work Club 2-4 Long Arm Rental Day	<b>3</b> Long Arm Quilt classes 10:30-1:30; 2:30-5:30	<b>4</b> Closed <a href="#">Independence Day</a>	<b>5</b> Long Arm Rental Day	<b>6</b> BOM 10:30 Teapot Sampler 1-4 Monthly Mini 4-6
<b>7</b> Closed Beginning Quilting 1-4	<b>8</b> Jelly Roll Race 10:30-4	<b>9</b> Hand work Club 2-4 Long Arm Rental Day	<b>10</b> Knit Pickers' Club 3-7	<b>11</b> Quilt Wyoming	<b>12</b> Long Arm Rental Day Quilt Wyoming	<b>13</b> Fan Faire 11:30-6 Quilt Wyoming
<b>14</b> Beginning Quilt 1-4	<b>15</b>	<b>16</b> Hand work Club 2-4 Long Arm Rental Day Full Moon	<b>17</b>	<b>18</b> Beginning Quilt 1-4	<b>19</b> Long Arm Rental Day	<b>20</b>
<b>21</b> Beginning Quilt 1-4	<b>22</b>	<b>23</b> Hand work Club 2-4 Long Arm Rental Day	<b>24</b> Knit Pickers' Club 3-7	<b>25</b>	<b>26</b> Open sew 3-7 Long Arm Rental Day	<b>27</b> Mexican Star 10:30-4
<b>28</b> Beginning Quilt 1-4	<b>29</b> English Paper Piecing & Hand Piecing 1-4	<b>30</b> Hand work Club 2-4 Long Arm Rental Day	<b>31</b>			Color of the month: Christmas

--	--	--	--	--	--	--

August 2019						
Sunday	Mon	Tues	Wed	Thurs	Frid	Sat
				<b>1</b> Beginning Quilt 1-4	<b>2</b> Long Arm Rental Day	<b>3</b> BOM 10:30 Teapot Sampler 1-4 Monthly Mini 4-6
<b>4</b> Closed	<b>5</b>	<b>6</b> Hand work Club 2-4 Long Arm Rental Day	<b>7</b> Long Arm Quilt classes 10:30-1:30; 2:30-5:30	<b>8</b> Beginning Quilt 1-4	<b>9</b> Open sew 3-7 Long Arm Rental Day	<b>10</b> Embroidery Club 10- noon
<b>11</b> Beginning Quilt 1-4	<b>12</b>	<b>13</b> Hand work Club 2-4 Long Arm Rental Day	<b>14</b> Knit Pickers' Club 3- 7	<b>15</b> Full Moon	<b>16</b> Long Arm Rental Day	<b>17</b> Jelly Roll Race 10:30-4
<b>18</b>	<b>19</b>	<b>20</b> Hand work Club 2-4 Long Arm Rental Day	<b>21</b>	<b>22</b>	<b>23</b> Open sew 3-7 Long Arm Rental Day	<b>24</b>
<b>25</b>	<b>26</b> English Paper Piecing & Hand Piecing 1-4	<b>27</b> Hand work Club 2-4 Long Arm Rental Day	<b>28</b> Knit Pickers' Club 3- 7	<b>29</b>	<b>30</b> Long Arm Rental Day	<b>31</b> Fab 40s sampler 10:30-4



Color of the month: blacks						
-------------------------------	--	--	--	--	--	--

## Summer Classes

Please look on the calendars above for times and dates. We will add a couple more classes, time & energy permitted, so keep an eye on the calendar.


## Ongoing Classes & Clubs

**Block of the Month** First Sat of month 10:30-11:15 FREE Barb Boyer Join at any time. You get a free fat quarter if you come to class with the previous month's completed block. This year we're making a black & Y white + one color quilt. The challenge, if you choose to accept it, is work within the black & white palette (plus one color placed where ever you like). For the color choice, we are drawing paint chip cards, covered in newspaper so you can't see what color you're getting. But...if you don't like the color you've drawn you can 1) swap with a neighbor, or 2) draw a new color. And if you just can't bring yourself to work in neon green and no one will swap with you, you can just choose your own color.

### Grandmother's Flower Garden, English

**Paper Piecing** last Monday of each month, 2-4 Barb Boyer \$20 (one time fee)

We will teach the basics of English Paper Piecing, the simple & easy way to hand piece. English paper piecing dates back to the early 1800s. It is a hand sewing method that uses paper templates to help sew complex angles together, like hexagons. Any number of different designs can be made, including Grandmother's Flower Garden-this is the pattern we're doing this year. We will also show how to hand piece the traditional way, also, if you are interested.



**Hand Embroidery Club** 2nd Sat. of the month, 10-noon FREE KathySconce

If you want to learn to hand embroider or just brush up your technique, join us on the second Saturday of the month from 10 to noon. You can work on your own projects or you can join the project we are doing. This year we are following a purchased pattern called Gardner's Alphabet Quilt Block of the Month by Crabapple Hill. We will explore a variety of embroidery stitches for each block each block (2 letters per month), plus we will learn how to color



with regular crayons to enhance the blocks. Each month Kathy Sconce shows us a new stitch to try, plus, she guides us through thread choices, how to knot, fabrics to use, and tracing techniques.

**Knit Pickers' Club** 2nd and 4th Wed of each month, 3-7 Carol Moler  
We are changing up the Knit Pickers' Club. We're going to knit 2 days a month every second and fourth Wednesday, and we'll start earlier in the day at 3. For those you who work, we'll still be knitting 'till 7. The Club is open to all skill levels. We want to share what we've learned, find new patterns, and simply just sit and knit. We work on some felting projects, fingerless mittens, mittens, and socks. And we are working on a group project-meaning everyone does the same pattern. Each month we will learn a different pattern, make it into a square and eventually put all the squares into one project-afghan, scarf, bag, etc.

**Live Each Season Wool Applique** Thurs: Jan 10, Feb 7, Mar 7, April 11, May 9 (& rest of year) 1-4 Barb Boyer \$20

This wool wall hanging has 4 rows: Spring, Summer, Fall & Winter. We will start with the Winter Row in January. We will take 2 months per row, and we'll take July & August off. You will learn wool applique, various embroider stitches, and how to add fun embellishments to your wall hanging. **Note: we are taking July & August off. We'll start on the pumpkin row in September.**



**Long Arm Quilting Classes** Wednesdays from 10:30-1:30, 2:30-5:30 Barb Boyer \$30 (check calendar for specific times & dates)

In this class you will learn all about the Nolting long arm quilting machines: loading, threading, quilting. I'll demonstrate how to load and thread, set stitch length, change tension, wind and load bobbins. Then I will load a practice quilt onto the machine and show how to do hand guided quilting. Each student will be given at least 15-20 minutes of practice time. (Each class is limited to 4 students). You will be able to do free hand quilting plus you can practice following a pantograph. Any quilter who wants to rent to machines must take this class first, regardless of whether you have experience on a long arm machine. This class is not designed to teach you everything there is to know about long arm quilting-it's just a start.

#### **Mystic Garden**

For those of you who missed the retreat, we will schedule a couple of extra classes to help get you going on your quilt. And for those that did attend the retreat, we will work on the blocks that we didn't have time for. Watch the newsletter for dates & times.

**Teapot Sampler (class is free with purchase of kit -- \$175) 3-4 months Barb Boyer**

Jason Yenter & In The Beginning Fabrics have done it again!

This beautiful quilt combines fusible applique with easy to do piece blocks. We will do the quilt as a block of the month, doing 2 blocks a month (there are 9). Skills learned

include fusible applique, machine applique with mono filament thread, mitered borders and basic pieced blocks. We have kits!



**July Classes**

**Mexican Star \$25 Sue Frerich**

Eleanor Burns has done it again with this striking criss crossing quilt. The sample quilt shown has a black background, but the pattern shows a white background, so you definitely have options. This quilt uses a special wedge ruler to help you get the perfect angle on your strips. This is another quilt where you can use precut 2 1/2" strips. Skills learned include handling angles, using a new ruler, and color placement for your stars.



**August Classes**

**Jelly Roll Race \$20 Barb Boyer**

See explanation in July. Same quilt, different day.

**Fab Forties Quilt \$25 Sue Frerich**

Our final Log Cabin quilt of the year involves both log cabin blocks and 12-14 other pieced blocks. Eleanor has been taking her old quilts, with classic blocks, and turning them into fabulous! patterns. This quilt will be taught as a (several) block of the month-it will continue into the fall schedule. Skills learned include how to use lots of new rulers (Eleanor has a ruler for many of her blocks which make the cutting and piecing easy peasy); how to make lots of new blocks; and how to choose the right color palate.



\*\*\*\*\*

**CLUBS**

**HAND EMBROIDERY CLUBFREE!**

If you want to learn to hand embroider or just brush up your technique, join us on the second Saturday of the month from 10 to noon. You can work on your own projects or you can join the project we are doing.

\*\*\*\*\*

**Hand Work ClubFREE!**



Every Tuesday afternoon from 2-4, join us to just sit & hand stitch, crochet, bind, or knit group. Bring what you're working on, sit up at the table in front by the window and work on your projects for awhile. You can get advice & suggestions from your fellow quilters and share your experiences about your projects.

\*\*\*\*\*

#### **Knit Pickers' Club FREE!**

This is another get-together class to sit & knit, work on our projects, share information and get some help. We will share techniques, suggest patterns, but mainly we'll sit & knit (or pick). We are discussing trying to do a group project meaning everyone does the same pattern. Each month we will learn a different pattern, make it into a square and eventually put all the squares into one project. Afghan, scarf, bag, etc.

\*\*\*\*\*

#### **Block of the Month Club FREE!**

First Saturday of the Month, 10:30-11:15. Join at any time. You get a free fat quarter if you come to class with the previous month's completed block.

\*\*\*\*\*

#### **Monthly Mini Club FREE!**

First Saturday of the Month from 4-6.

This year we are going to do several different wall hangings. These will be kitted with all of the necessary fabrics and patterns. We will work on the same wall hanging for 2-3 months. You can choose to do one or all of them (I think I have 4 scheduled). In class we will learn various machine applique techniques to use on the blocks and some of the kits come with embellishments, so we will discuss how to add the embellishments to the quilts.

\*\*\*\*\*

#### **Toad Tots Club**

On full moon days (as noted in the calendar) you will get 20% off all purchases (not otherwise discounted) that you can fit in your bag. You must bring your bag to participate.

Full Moon Days: June 17; July 16; August 15

#### **Discount Policy**

We will honor only one discount -- whichever is largest. You can't combine a 10% with a 25% discount to get a 35% discount. On this we can't be bribed.

#### **Color of the Month**

June blue; July Christmas; August blacks.

## Nolting Longarm Machines

Nolting has 5 main machines, each with different reaches: from 17" to 30" depending on the machine. They are sold with or without a frame, but after I saw & helped set up one of the steel frames this week, I recommend buying the frame. All machines, except for the Standard--the most economical machine-- have a stitch regulator. I recommend a stitch regulator. All machines can be equipped with a computer and there are a couple of different ones to choose from. In addition, you can get an extended table base so that you can use rulers, you can get larger bobbins on some of the models and on the frames you can get hydraulic lifts to raise and lower the tables. In the coming weeks, I will print out more information on each model.

The best entry level machine is the Fun Quilter. It comes in 17", 20" & 23" reach. It comes with the Intellistitch Equalizer stitch regulator, standard speed control, needle up/down, and fixed handles in the front & rear. This machine can also be equipped with a computer.



The Pro Machine has the Intellistitch Turbo stitch regulator, single stitch option, standard speed control, needle up/down and customizable handles in the front & rear. The Pro Machine comes in 20", 24" and 30" reach with 10-12" of inside height. There are easy dials on the front to set stitch length and other options. This machine can also be equipped with a computer.



The NV Machine is the newest in the fleet of Nolting machines. This machine has a touch screen with progra

mmable stitch regulation. You can stitch in 4 different stitch modes plus single stitch and needleup/down. It also has an adjustable brightness LED work light. This machine can also be equipped with a computer.



Nolting also has a commercial machine with the Intellistitch Equalizer stitch regulator, standard speed control, needle up/down, and fixed handles in the front & rear. This machine can also be equipped with a computer.

## CLUBS

### **HAND EMBROIDERY CLUB-FREE!**

If you want to learn to hand embroider or just brush up your technique, join us on the second Saturday of the month from 10 to noon. You can work on your own projects or you can join the project we are doing.

\*\*\*\*\*

### **Hand Work Club-FREE!**

Every Tuesday afternoon from 2-4, join us to just sit & hand stitch, crochet, bind, or knit group. Bring what you're working on, sit up at the table in front by the window and work on your projects for awhile. You can get advice & suggestions from your fellow quilters and share your experiences about your projects.

\*\*\*\*\*

### **Knit Pickers' Club FREE!**

This is another get-together class to sit & knit, work on our projects, share information and get some help. We will share techniques, suggest patterns, but mainly we'll sit & knit (or pick). We are discussing trying to do a group project-meaning everyone does the same pattern. Each month we will learn a different pattern, make it into a square and eventually put all the squares into one project-afghan, scarf, bag, etc. 2nd & 4th Wednesdays, 3-7.

\*\*\*\*\*

### **Block of the Month Club FREE!**



First Saturday of the Month, 10:30-11:15. Join at any time. You get a free fat quarter if you come to class with the previous month's completed block.

\*\*\*\*\*

**Monthly Mini Club FREE!**

First Saturday of the Month from 4-6.

This year we are going to do several different wall hangings. These will be kitted with all of the necessary fabrics and patterns. We will work on the same wall hanging for 2-3 months. You can choose to do one or all of them (I think I have 4 scheduled). In class we will learn various machine applique techniques to use on the blocks and some of the kits come with embellishments, so we will discuss how to add the embellishments to the quilts.

\*\*\*\*\*

**Toad Toters Club**

On full moon days (as noted in the calendar) you will get 20% off all purchases (not otherwise discounted) that you can fit in your bag. You must bring your bag to participate.

Full Moon Days: January 20 , February 19 , March 20, April 19, May 18.

**Discount Policy**

We will honor only one discount -- whichever is largest. You can't combine a 10% with a 25% discount to get a 35% discount. On this we can't be bribed.

**Color of the Month**

January red; February purple; March green; April yellow; May white.

Join the fun and come feel the difference of quality fabrics.

Happy quilting!

Sincerely, Barbara Boyer

Around the Block

307-433-9555

[www.aroundtheblockquilts.com](http://www.aroundtheblockquilts.com)