

Dave Lerner

From: Around the Block [barbara@aroundtheblock.ccsend.com] on behalf of Around the Block [barbboy@msn.com]
Sent: Friday, November 17, 2017 2:32 PM
To: office@wyomingnetwork.com
Subject: Around the Block Weekly Newsletter

**BLACK FRIDAY SALE
AND SHOP SMALL
BUSINESS
SATURDAY
Nov. 24-26**

**DRAW FOR YOUR TICKET TO
GET 10%-40% OFF YOUR
SALE**



November 17, 2017

I don't know how things got so out of hand.

And I'm not talking about the political/Hollywood/sexual scandal explosions. Although it makes you wonder, why now? Why did this not come out in 1991 during the Clarence Thomas Supreme Court nomination confirmation hearings. Or Bill Clinton in 1998. Or Packwood in 1993.

Or Sen. Daniel Webster in 1850; or Rep. Daniel Sickles in 1857 (okay, this one involved his wife cheating on him, but it got complicated by Sickles killing the guy (the son of the Star Spangled Banner writer) who slept with his wife, culminating in a murder trial in which the concept of temporary insanity was first introduced. Sickles was acquitted and afterward said, "Of course I intended to kill him. He deserved it." Sickles was also rumored to have seduced his mother-in-law, and he once brought his mistress, a

prostitute to the floor of the New York Assembly); or Rep. William Breckenridge in 1893; or Sen. Arthur Brown in 1906 who was shot & killed by his mistress (there is a lot more to this story, too); or Sen. Ted Kennedy in 1969; or Rep. Wilbur Mills in 1974 who had an affair with a stripper; or Rep. Wayne Hays in 1976 who had a secretary who admittedly couldn't type, file or even answer the phone; or Rep. Robert Leggett in 1976 for various liaisons; or Rep. John Young in 1976 involving his secretary; or Rep. Allen Howe in 1976; or Rep. Fred Richmond in 1978 for soliciting sex from a 16-year-old delivery boy; or Rep. John Hinson in 1980; or Rep. Robert Bauman in 1980 for soliciting sex from a 16-year-old boy; or Rep. John Jenrette in 1980 for a wide variety of things; or Rep. Thomas Evans in 1980-81; or Rep. Dan Crane (underage girl) and Rep. Gerry Studds (underage boy) in 1983; or Rep. Ernie Konnyu in 1987; or Sen. Gary Hart 1987; or Rep. Jim Bates in 1988; or Sen. Brock Adams from 1988-92; or Rep. Donald Lukens in 1989; or Rep. Gus Savage in 1989; or Rep. Barney Frank in 1989; or Rep. Arlan Strangeland in 1990; or Sen. Charles Robb in 1991; or Sen. Danial Inouye in 1992; or Rep. Ken Calvert in 1993; or Rep. Mel Reynolds in 1994; or Rep. Dan Buron in 1998; or Rep. Helen Chenoweth in 1998; or Rep. Henry Hyde in 1998; or Rep. Newt Gingrich in 1998; or Rep. Robert Livingston in 1998; or Rep. Gary Condit in 2001. Okay, everyone take a deep breath and.... there are at least 26 more and I didn't include Pred. Kennedy. And don't get me started on Hollywood.

So we're not talking about that. Or why, now more women are coming forward. But maybe, just maybe, we will see changes and in the next 10 or 20 years, the list of perpetrators will shrink, not grow. One can only hope.

So what has gotten out of hand is....you guessed it. Becca. She now has a dog house. Actually two. One for each dog, but I don't think either has claimed any particular dog house as hers. So I can't put their names on them. Now these are no ordinary dog houses. They have a shingled roof, insulated walls, a doorway offset from the sleeping chamber, and wood shavings to curl up in. Pretty nifty. I was actually thinking of installing some astro turf/indoor outdoor carpeting in front of the houses for them.

Becca laughed at that and reminded me of the troubles I went through installing carpet in the house. For once I agreed with her.

But, again, that's not what's gotten out of hand. Becca, who last week I reported wanted a mailbox, now wants a flag pole. She saw something on tv about when the queen is in her castle, flags fly over head. Becca wants a flag pole & flag that she can raise when she's ensconced in her house.

I reminded her that she wasn't planning on using it, but she ignored me.

"I also want a chimney," she informed me.

"What's next, a pellet stove?"

"That might be nice, but you always have trouble with yours and I don't want to have to call the handy guy to fix it."

"You don't have a telephone," I pointed out.

"Not yet," she said slyly.

"Okay, I'll bite. Why do you want a chimney?"

"It's obvious," she rolled her eyes at me. "How else will Santa be able to find me."

"You mean for that lump of coal you're going to get in your stocking?"

Becca just growled at me.

CHRISTMAS MYSTERY

The Christmas Mystery is ready....well, almost. The kits are done: 3 different colors ways: Blue/silver; red cardinals & silver/black & red; and traditional red & green. The quilt is 64" X 88".

There are 4 steps: Cutting (step one); sewing (step 2); sewing (step 3); and completing (step 4). I am working on the pattern, but each colorway has a little different way to cut because of the fabrics involved.

Here's how it works: Get your kit. When each pattern is ready, pick up pattern (you can get the pattern any time once it is "available"). You can cut and sew on your own OR check out our help sessions. Come in during those times and you can cut & sew or just get help. Make sense?

You can buy the kits now (we have limited numbers of kits and some have already sold--we have one cardinal left, and 2 blue. I cannot cut more of those two. I have one red/green left, but I can cut more of that one).

Starting Nov. 17 get your kits. First pattern will be available Nov. 20. Second pattern available Nov. 24. Third pattern available Dec. 1 and last pattern available Dec. 8.

**Help sessions--for cutting and sewing:
Sat. Nov. 25 from 2-4 (cutting & sewing)**

Fri. Dec. 1 (4-6) sewing
Sat. Dec. 9 4-6 (sewing)
Fri. Dec. 15 during open sew 1-4 (sewing)

Nolting Longarm Machines

Nolting has 5 main machines, each with different reaches: from 17" to 30" depending on the machine. They are sold with or without a frame, but after I saw & helped set up one of the steel frames this week, I recommend buying the frame. All machines, except for the Standard-- the most economical machine-- have a stitch regulator. I recommend a stitch regulator. All machines can be equipped with a computer and there are a couple of different ones to choose from. In addition, you can get an extended table base so that you can use rulers, you can get larger bobbins on some of the models and on the frames you can get hydraulic lifts to raise and lower the tables. In the coming weeks, I will print out more information on each model.

The best entry level machine is the Fun Quilter. It comes in 17", 20" & 23" reach. It comes with the Intellistitch Equalizer stitch regulator, standard speed control, needle up/down, and fixed handles in the front & rear. This machine can also be equipped with a computer.



The Pro Machine has the Intellistitch Turbo stitch regulator, single stitch option, standard speed control, needle up/down and customizable handles in the front & rear. The Pro Machine comes in 20", 24" and 30" reach with 10-12" of inside height. There are easy dials on the front to set stitch length and other options. This machine can also be equipped with a computer.



The NV Machine is the newest in the fleet of Nolting machines. This machine has a touch screen with progra


mmable stitch regulation. You can stitch in 4 different stitch modes plus single stitch and needleup/down. It also has an adjustable brightness LED work light. This machine can also be equipped with a computer.


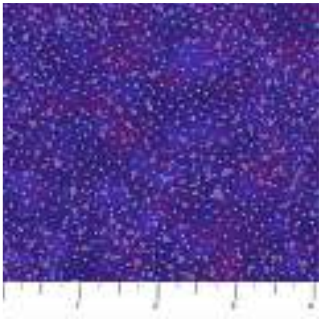


Nolting also has a commercial machine with the Intellistitch Equalizer stitch regulator, standard speed control, needle up/down, and fixed handles in the front & rear. This machine can also be equipped with a computer.



WHAT'S NEW!!

From Northcott:





From Timeless:



From Northcott:






From Art Gallery:





From Moda (the last 2 are wide backs):





From Westminster (Kaffe, Tina Givens, Jennifer Paganelli)






From Hoffman:



From Moda:



From Camelot Lord of the Rings:



Fall Classes (through October)--Alphabetically arranged!

Bali Wedding Star third Sat of month from Sept-Dec check calendar for times \$30 Angela Fisk & Tina Wilson

The Bali Wedding Star is a Judy Niemeyer foundation paper-pieced pattern, but Angela and Tina have simplified the color selections. In class you will learn the basics of foundation piecing, plus you will learn how to deal with those curves-really easy, don't worry. The first class will discuss color selection, cutting and organization. The remaining classes will focus on sewing and completion. Please sign up early because the background fabric requirements may require the ordering of specific bolts of fabric. Come in, choose colors you are interested in, and I will bring the bolts into the store.

Bargello Tree Nov. 19 & 16, 10:30-4. Barb Boyer \$20. Pattern will be handed out in class. You will need 1 Christmas 2 1/2" set of strips (30-40) plus background. We will have a couple of kits available as well. This is also a quilt that you could light up!

Beginning Machine Applique Wed. Nov 29, 1-4 OR 6-9 \$25 Barb Boyer
So many quilts use applique these days. Learn the ins and outs of machine applique, from points to curves. We will practice the button hole/blanket stitch, satin stitch, and you can also play around with your decorative stitches. Threads, fusibles and stabilizers will be discussed.

Block of the Month First Sat of month 10:30-11:15 FREE Barb Boyer
Join at any time. You get a free fat quarter if you come to class with the previous month's completed block. This year we're making a basket quilt. Each block will be a different basket. The challenge, if you choose to accept it, is to use plaids!

English Paper Piecing 4th (or last) Mondays 2-4 Barb Boyer \$20 (But not in September, sorry)

English paper piecing dates back to the early 1800s. It is a hand sewing method that uses paper templates to help sew complex angles together, like hexagons. Any number of different designs can be made, including Grandmother's Flower Garden-this is the pattern I am doing this year. Several patterns will be available, including traditional Flower Garden and the Downton Abbey free pattern.

Friday Nighters, last Friday of the month 5:30-? \$10 Barb Boyer
This class will help you get organized for Christmas 2015 -- or just help you get things done. You give me a list of your "to dos" or unfinished projects you want to finish and then each month I check off what you've completed. Trust me. If you need incentive to stay on track, this is it. You can bring your sewing machine or do hand work.

Gypsy Wife First Sat of month, 1-4, Oct through at least December \$25 Sue Frerich

This is a quilt mad from strips, blocks, more strips & more blocks. It's not a

sampler quilt, but it contains many different blocks in different sizes. It's not a strip quilt, because it contains blocks. But it is a stunning quilt, one where you can use your scraps and go crazy or stay a little more coordinated by using a collection. The best description is a picture.

Hand Applique/Back Basting

Wed. Sept 27, 10-noon Sandra Freeburg \$25

Back basting is a template free method of needle turn applique. No slippery freezer paper or chalked lines on top that never seem to get turned under quite right. This method is especially great for traveling, because your pieces will be basted onto your background -- no need for pins to get in the way. This class is great for beginners and all levels of appliquers. Don't let hand applique frustrate you. It's really easy and relaxing!

Hand Embroidery Club 2nd Sat. of the month, 10-noon FREE (but see below) Kathy Sconce

(Club normally meets the 2nd Sat. of each month from 10-noon) We are finishing up our barn project that we started last fall. In January we are planning a new adventure, starting wool! Come to class, see what we're planning, and don't forget to bring a project to stitch on.

Hand Quilting Wed. Sept. 20, 10-noon \$25 Sandra Freeburg

Hand quilting is an art that should not be lost. By the end of Sandra's class you will be hand quilting with confidence. Everyone has at least one special quilt that calls out for hand quilting. And there is nothing better than the feel of a hand quilted quilt. Do yourself a favor and learn this art that connects us to our past -- our mothers, grandmothers and great grandmothers.

Knit Pickers' Club 2nd Wed of each month, 6-8:30 Carol Moler

Every second Thursday, we're getting together to practice our knitting. The Club is open to all skill levels. We want to share what we've learned, find new patterns, and simply just sit and knit. We're currently working on some felting projects, but we're planning on heading into fingerless mittens, mittens, and socks.

Monthly Minis First Saturday of the Month, Feb-Dec. 4-6 \$10 for the year (plus patterns or kits)

This year we are doing Holiday House, pre laser cut. Each kit will be app. \$40. These blocks can be made into a quilt, or kept separate as individual wall hangings.

Pillow Case Party Sun. Nov 26 1-4 FREE

If you've never made a pillow case, or just want some time to sew a pillow case, this class is for you. This is a great mother/daughter styled class and pillow cases make great presents!

Santa Christmas Panel Mon Nov 6 1-4 \$20 Barb Boyer This panel has 3 parts: splitting the panel into a mock attic window setting; making stars with

a new ruler from Creative Grid; and learning how to light it up & make it sparkle!

Spoon Quilting Wed. Oct 11, 10-noon \$25 Sandra Freeburg

No more sore fingers! Learn to Spoon Quilt, with a special spoon quilting tool. This tool helps you keep your stitches tiny and even without pricking your finger. Need to have basic quilting skills (rocking motion quilting).

November 2017						
Sunday	Monday	Tuesday	Wednesday	Thursday	Friday	Saturday
			1 Hoffman Wildlife 10:30-4	2 Beginning Quilt 6-9	3 Full Moon	4 BOM 10:30-11:30 Gypsy Wife 1-4 Monthly Mini 4-6
5 Beginning Quilt 1-4	6 Santa Christmas Panel w/lights 1-4	7	8 Knit Pickers' Club 6-8:30	9 Bargello 10:30-4 Beginning Quilt 6-9	10 All Things Christmas 1-4	11 Embroidery Club 10-noon Fat Quarter Fun 1-6 Wonky 9-patch Veterans Day
12 Beginning Quilt 1-4	13 Fat Quarter Fun 1-6 Wonky 9-patch	14	15 Beginning Machine Quilting 1-4 or 6-9	16 Bargello 10:30-4	17 Open Sew 1-4	18 Judy Niemeyer 10-5
19	20	21	22	23 CLOSED Thanksgiving Day	24 Friday Nighters 5:30 -?	25 Mystery Quilt help Part 1 2-4

26 Pillow Case Party 1-4	27 English Paper Piecing 2-4	28	29 Beginning Machine Applique 1-4 or 6-9	30		Color of the month: flannel
---------------------------------	-------------------------------------	-----------	---	-----------	--	-----------------------------

December 2017						
Sunday	Monday	Tuesday	Wednesday	Thursday	Friday	Saturday
Color of the month: Christmas					1	2 BOM 10:30-11:30 Gypsy Wife 1-4 Monthly Mini 4-6 Full Moon (observed)
3 CLOSED	4	5	6 Christmas Triangle Frenzy 1-6 Knit Pickers' Club 6-8:30	7	8	9 Embroidery Club 10-noon Christmas Panel w/lights 1-4
10 Hand and Machine Binding 1-4	11	12	13	14	15 Open Sew 1-4	16 Judy Niemeyer 10-5
17	18	19	20	21	22	23
24 CLOSED	25 CLOSED Christmas	26	27	28	29 Year Endsale, Toad Toters 3-	30 Year End Sale 10-6
31 CLOSED						

HAND EMBROIDERY CLUB

If you want to learn to hand embroider or just brush up your technique, join us on the second Saturday of the month from 10 to noon. We use printed patterns and some vintage free patterns that you can embroider, embellish and color. Depending on the projects, each month Kathy Sconce shows us a new stitch to try, plus, she guides us through thread choices, how to knot, fabrics to use, and tracing techniques.

Knit Pickin' Club

This is another get-together class to sit & knit, work on our projects, share information and get some help. We will share techniques, suggest patterns, but mainly we'll sit & knit (or pick).

Toad Toters

On full moon days (as noted in the calendar) you will get 20% off all purchases (not otherwise discounted) that you can fit in your bag. You must bring your bag to participate.

Full Moon Days: Sept. 6, Oct. 5, Nov. 3, Dec. 2 (observed)

Discount Policy

We will honor only one discount -- whichever is largest. You can't combine a 10% with a 25% discount to get a 35% discount. On this we can't be bribed."

Color of the Month

August: black. Sept: Orange. October: Green November: flannel December: Christmas

Join the fun and come feel the difference of quality fabrics.

Happy quilting!

Sincerely, Barbara Boyer

Around the Block

307-433-9555

www.aroundtheblockquilts.com

Around the Block, 453 Vandehie Suite 120, Cheyenne, WY 82009

[SafeUnsubscribe™ office@wyomingnetwork.com](mailto:SafeUnsubscribe™_office@wyomingnetwork.com)

[Forward this email](#) | [Update Profile](#) | [About our service provider](#)

Sent by barbboy@msn.com in collaboration with



Try it free today