

Vote for my row!

Creative Grid has sponsored a Row Challenge and our row has been selected for the contest! Last year we participated, but we didn't know we had been selected until right at the end of the voting period. This time we have until the end of the Row By Row Experience to get the vote out.

You can go to Creative Grid's Facebook page to see all of the rows entered into the contest. You need to click "Like" to vote. You can vote for as many rows as you like.

Or you can just vote for mine. :)

To make it easy for you to find my block, you can click on the link below.



[For Around the Block's Row Click Here!](#)



June 24, 2016

So there is this headline that announces: How to appear more intelligent. And I'm thinking, this I gotta read.

First, don't use words like "gotta". Okay, that's not part of the list, but I figure really smart people don't say "gotta." So that must mean..... We won't go into that.

So to the list, or my interpretation of it. May you all be the smarter for it.

1. Listen. This means keep your mouth shut. If you speak up about something and you don't know what you're talking about, you won't sound very smart. Duh. Now the list simply suggests that you listen, don't comment on everything other than the things that you know about. And when nothing comes up that you are knowledgeable about, ask questions. This doesn't make you sound smarter, but it encourages the other person to talk and you can go back to.....keeping your mouth shut.
2. Stand tall. But not too tall. Seriously, that's the advice. If you remember from last week, my New Year's Resolution was to get taller. What I didn't know at the time was that it would make me appear smarter. An added benefit. Actually, this piece of advice just means, don't slump. If you stand tall, you are confident which gives you credibility. If you stand too tall-kinda like the Celtic Women when they sing (you gotta watch the older videos to get this) - it makes you look like you are nervous. The advice? Stand somewhere in the middle of tall.
3. Don't use crutch words, like like, or um, or gotta or kinda. Don't go Valley girl and end your sentences in a high tone, like you're asking a question.
4. Take your time when speaking. That helps you avoid the ums and likes. But this is tricky. If you pause in the middle of your story, there is always someone just waiting to jump in. They haven't been listening to what you are saying, they're just listening for a pause so they can talk. If this happens, go back to advice point #1.
5. Read more. Now this advice point suggests that you read at least one important thing/article every week. I'm guessing that this 8-point list is not one of those articles. I'll also hazard a guess that anything on the front page of msn.com doesn't qualify either. Neither will most of the stuff on the news. Perhaps a book?
6. Take control of the conversation. Now the article suggests that if you're talking with a nuclear scientist who is discussing the latest find in her field, and you have no clue about Einstein, bring up a topic that you do know: "I had a roommate who studied nuclear science but now she's a Spinning Instructor. Do you spin?" Now, I'm sure this tactic will work to convince the nuclear scientist that you are smart. Yup.
7. Don't use words that belong to an SAT high school test. Apparently, using big words make you sound like you're trying too hard. So use the KISS system. Now, I will admit that when I encounter someone who assumes that because I run a quilt store I only possess "women's" skills: cooking, cleaning, sewing. Now, don't send me letters - because I know you know the type. So when I feel like I'm being condescended to, I whip out my big girl vocabulary & go to town. It's actually kinda fun.
8. Final tip: Wear glasses. You could also add, dye your hair brown. Okay, now you can send letters



AFTER MARKET PARTY!

JUNE 25

10-6

Offering 3 sessions of fun: 10-noon; 1-3; 3:30-5:30.
Limited to 20 persons per session(may be able to do

25). **Class sign up = \$10 per session or \$25 for all day. (Change in price)**

Each session will cover 4-5 topics-things we learned at Market. For example, new rulers; new patterns; wool embroidery; new fabric; hand applique; new threads; new tools.

In each session, during each topic, prizes will be given away--everyone who attends will win at least one prize, value between \$3-\$30. We brought back lots of give aways, which we, in turn, will give away: books, patterns, bags, fabric, tools, notions. You will also have the opportunity to buy new items and order other items.

You can attend any or all sessions. Each session will cover different items, but each session will have a section on patterns & two session highlight rulers.

Session 1: 10-10:20 English Paper Piecing. New patterns & shapes

10:30-10:50 New patterns from Happy Hollow Design

11-11:20 **Quiltworxs & Quiltster, a new on-line design**

program from Quiltworxs. Anyone who buys or orders a Quiltworxs pattern will get a Quiltster Beta User account to use at no cost up until launch--offered by Quiltworxs!

11:30-11:50 What's new in laser cut designs

Session 2: 1-1:20 Bloc Lok rulers

1:30-1:40 New Wool patterns from Primitive Gatherings and Wooden Spool

1:50-2:20 Patterns from Desiree & a Folded Bag demo; Ribbon Candy, Petite Quilts

2:30-3 New from Zebra Designs, Laura Heine
BJ Designs

Session 3: 3:30-3:40 New from Creative Grid Rulers and Marti Michell

3:50-4:30 New from patterns: Laundry Basket;

	Patchabilities; Eleanor Burns; This & That; Poor House; House of Hoppington; Southwest Designs
4:40-5	New in embroidery & wool patterns: Woolly Lady; Little Red Hen; Blueberry Designs; Cottonwood House; Baltimore Woods; Rachel's of Greenfield; Eye of the Beholder
5:10-5:30	New bag patterns: Golightly; Sisters Common Threads; Pink Sands; Aunties Two; By Annie; Akemi Shibata

From 5:30-6: Demo of Accu Studio Cutter. Anyone who attended a session can attend this last session of the day. We will also stay open later if you still need to order patterns.



Road Trip! Row by Row! Opera!

**What do these 3 things have in common?
Lots of fun, good food, beautiful scenery,
wonderful music. Aug. 18-21.**



Santa Fe hosts an open air opera season during the summer. For those of you unfamiliar with the Santa Fe Opera, it is recognized as one of the world's leading cultural festivals.

And to get to Santa Fe, we'll be stopping at as many participating Row By Row shops as possible: Pueblo, Colorado Springs, Raton, Taos, Santa Fe, Las Vegas, Albuquerque and potentially others if there is time.

Here's the plan: Depart 7 a.m. Cheyenne Aug. 18 (Thursday). First stop Colorado Springs. Then on to Pueblo and Raton.

We'll spend the night in Cimarron, NM (no quilt shop, sorry). Then it's through the Cimarron Canyon, on our way to Taos for lunch, shopping & Row By Row quilt stores (Taos).

Then onto Santa Fe and/or Albuquerque. There are quilt stores in Albuquerque, Santa Fe and Los Alamos. I plan to stay in Santa Fe 2 nights (Friday and Saturday).

Saturday we can spend going to quilt stores or looking around Santa Fe or both. That night is the opera Don Giovanni at 8.

Sunday we come home. We'll stop at Ruth's Stichery in Colorado Spring on the way home.

It's ambitious. It's jam packed with stuff to do. And it's the perfect time of year to visit Santa Fe.

Cost: \$650 Includes: Ticket to Opera (basic upper level seats), 3 hotel nights (double occupancy), van & gas. Food and fabric, on your own.

Dates: Aug. 18-21.

I need to know no later than June 30 if you want to go. I know it's quick, but I need to rent the van, hold the hotels and buy the Opera tickets. \$300 will hold your spot. Final payment due before the trip starts.



WHAT'S NEW!!

From Benartex:



From Michael Miller:




These are coloring panels. We will be getting in fabric markers, but you can color with crayons, sharpies or colored pencils. Great for placemats for kids, napkins for kids, quilts for kids and coloring for adults!

From Henry Glass:



From Quilting Treasures:




From Hoffman, wildlife (bison, bear, elk, moose, wolf, salmon/trout, horses, big horn sheep) & Bucking Horse & Rider!:



M2790-267 Palomino




M2790-65 Denim



M2790-372 Saddle



2042 ARBER 410



2042 CROCODILE 4219





J2431-A4 Antique Black

June Classes & Special Events

Bertie's Year & Companions last Friday of the month, 1-4 \$20, free if you buy the kit

Bertie's Year & Purfectly Pieced are small wall hangings, (or you can make each block into a mini quilt for display each month). Bertie is done in flannels and wool (kit only includes flannel). Bertie (the bird) and friends (squirrel, pumpkins) are appliqued with crazy quilt embroidery embellishments. The patterns are by Bonnie Sullivan, and you can do any of the series-she has a spring, summer, fall & winter Bertie's, plus the original, and plus the cats. You choose. Class is ongoing-because we need the time to get the embellishing done!

Friday Nighters Fri. June 24 5:30-? \$10 Barb Boyer

This class will help you get organized for Christmas 2015 -- or just help you get things done. You give me a list of your "to dos" or unfinished projects you want to finish and then each month I check off what you've completed. Trust me. If you need incentive to stay on track, this is it. You can bring your sewing machine or do hand work.

June 2016

Sunday	Monday	Tues	Wed	Thursday	Friday	Saturday
			1 State Shop Hop Begins	2	3 Open Sew1-4	4 BOM 10:30-11:30 Ornament Club 2-4 Monthly Minis 4-6
5 CLOSED	6 English Paper Piecing 2-4	7	8	9 Knit Pickers' Club 6-8:30	10	11 Embroidery Club 10-noon Lace Houses 1-3
12 Beginning Quilt 1-4	13	14	15 Beginning Quilt 1-4	16	17 Open Sew1-4	18 Machine Applied Binding 10-noon Christmas Row Quilt 1-4
19 Beginning Quilt 1-4 Father's Day	20 Full Moon	21 Row by Row Begins	22 Beginning Quilt 1-4	23	24 Bertie's Year 1-4 Friday Nighters 5:30 -?	25 After Market Party 10-6
26 Beginning Quilt 1-4	27	28	29 Beginning Quilt 1-4	30	Color of the month: Brown	

July 2016

Sunday	Monday	Tuesday	Wednesday	Thursday	Friday	Saturday
					1 Open Sew1-4	2 BOM 10:30-11:30 Ornament Club 2-4 Monthly Minis 4-6
3 CLOSED	4 CLOSED Independence Day	5	6 Beginning Quilt 1-4	7 Wrapsody Purse 1-4	8	9 Embroidery Club 10-noon Lace Houses 1-3
10 BH&R Quilt 1-5	11 English Paper Piecing 2-4	12	13 Beginning Quilt 1-4	14 Knit Pickers' Club 6-8:30	15 Open Sew1-4	16 Christmas Row Quilt 1-4
17 Turning a Panel into a Quilt 1-5	18 English Paper Piecing 2-4	19 Full Moon	20 Beginning Quilt 1-4	21 Wrapsody Purse 1-4	22	23 Jelly Row Race 10:30-4
24	25	26	27 Beginning Quilt 1-4	28	29 Bertie's Year 1-4 Friday Nighters 5:30 -?	30 S.O.S.Quilts 10:30-5
31 Pillow Case Party 1-4	Color of the month: Blue					

August 2016

Sunday	Monday	Tuesday	Wednesday	Thursday	Friday	Saturday
	1 English Paper Piecing 2-4	2	3 Beginning Quilt 1-4	4 Wrapsody Purse 1-4	5 Open Sew1-4	6 BOM 10:30- 11:30 Ornament Club 2-4 Monthly Minis 4-6
7 CLOSED	8	9	10	11 Knit Pickers' Club 6-8:30	12	13 Embroider y Club 10- noon Lace Houses 1-3
14 Disappearin g 9-patch 1- 5	15 English Paper Piecing 2-4	16	17	18 Full Moon Santa Fe	19 Open Sew1-4 Santa Fe	20 Santa Fe
28	29	30	31	Color of the month: black		

HAND EMBROIDERY CLUB

If you want to learn to hand embroider or just brush up your technique, join us on the second Saturday of the month from 10 to noon. We provide free vintage patterns, and this year we will have free patterns of girls with hats, that you can embroider, embellish and color. Each month Kathy Sconce shows us a new stitch to try, plus, she guides us through thread choices, how to knot, fabrics to use, and tracing techniques.

Knit Pickin' Club

This is another get-together class to sit & knit, work on our projects, share information and get some help. We will share techniques, suggest patterns, but mainly we'll sit & knit (or pick).

Toad Toters

On full moon days (as noted in the calendar) you will get 20% off all purchases (not otherwise discounted) that you can fit in your bag. You must bring your bag to participate. Full Moon Days: June 20, July 19, August 18.

Discount Policy

We will honor only one discount -- whichever is largest. You can't combine a 10% with a 25% discount to get a 35% discount. On this we can't be bribed.

Color of the Month

June Brown, July Blue, August Black.

Join the fun and come feel the difference of quality fabrics.

Happy quilting!

Sincerely,

Barbara Boyer
Around the Block
307-433-9555

www.aroundtheblockquilts.com