

Vote for my row!

We have 53 votes so far! Yea!

Creative Grid has sponsored a Row Challenge and our row has been selected for the contest! Last year we participated, but we didn't know we had been selected until right at the end of the voting period. This time we have until the end of the Row By Row Experience to get the vote out.

You can go to Creative Grid's Facebook page to see all of the rows entered into the contest. You need to click "Like" to vote. You can vote for as many rows as you like.

Or you can just vote for mine. :)

To make it easy for you to find my block, you can click on the link below.



[For Around the Block's Row Click Here!](#)



July 15, 2016

Becca wants to play Pokeman Go. I told her I'm not giving her a cell phone, regardless of the friends and family discounts. Besides, I told her, you never get out the back yard. At

least, you've never gotten out of the back yard since Richard added higher fencing all around.

But Pokemans exist in the backyard, she insisted. I see them all the time.

Those are birds & horses, I told her. And shadows. And grass. And nothing at all. The Pokeman crew haven't set up anything in the yard. & even if they had, it's virtual. You can't see the Pokeman monsters without a phone.

She cocked her head and looked worried.

Virtual. Not real, I said. Now she really looked worried.

Pokeman is played on a smart phone, I explained, and you have to download the app in order to play the game. The phone vibrates when it senses a Pokeman nearby. All you have to do is pull out your phone and aim in the direction of the Pokeman and throw a ball at it.

Becca said that doesn't make any sense at all. How do you throw a ball at something that only appears on the screen? And is it on the screen when you throw the ball or does it only appear after you've hit it? She started pacing back & forth. And why, she said, are people finding dead bodies? Or falling off cliffs? Or getting arrested for trespassing? She looked at me, really worried now.

Apparently people traipse around outside waiting for their phones to signal a Pokeman is nearby. It's gotten so crazed that people wander, staring at their phones hoping that a Pokeman will appear. Think of texting and driving. This is staring and walking-blindly walking. Or, trespassing by climbing over fences in zoos to hunt down the virtual Pokemans. Or walking too close to the edge of a cliff and falling over. Or walking into traffic. Or finding a dead body. Seriously, that happened in Riverton, Wyoming. The app was telling her there was a water Pokeman around, so she went poking around by a bridge and found a body in the water under the bridge.

The good news about all of this? Exercise. Nothing else has gotten people off the couch and onto their feet more than this game-at least in recent weeks.

Becca looked at me and cocked her head. I don't need any more exercise. So why can't their be more Pokemans in my backyard?


The game developers have targeted more public places for the game, I told her. Places like museums, libraries, businesses...

Wait Wait, she said. You mean there might be a Pokeman at your shop?

You're still not getting a cell phone.

WHAT'S NEW!!

Benartex & Eleanor Burns:



Also from Benartex are 2 1/2" strips called Dreamscapes. Couldn't grab a pic.

RJR: Geekery




From Moda--jelly rolls, layer cakes & charms



Also from Moda: Wool scrap bags in assorted colors

Henry Glass:



From Camelot: We've made a bunch of pillow case kits from this Disney collection-- printed on quality fabric!



From Troy:




Plus the new Barn Trails Landscapes prints.




From E Studio:



From Fabri-Quilt:



From Timeless:





From Moda: Wild Orchid: We'll be getting this book/pattern & we'll do a monthly class.





From Michael Miller:



These are coloring panels. We will be getting in fabric markers, but you can color with crayons, sharpies or colored pencils. Great for placemats for kids, napkins for kids, quilts for kids and coloring for adults!

July 2016

English Paper Piecing 1st & 3rd Mondays (In July dates are the 11th & 18th) 2-4 Barb Boyer \$20

English paper piecing dates back to the early 1800s. It is a hand sewing method that uses paper templates to help sew complex angles together, like hexagons. Any number of different designs can be made, including Grandmother's Flower Garden. Several patterns will be available, including traditional Flower Garden and the Downton Abbey free pattern.

Wrapsody Purse Thurs July 7, 21, Aug 4, 25 1-3 Sue Frerich \$25

This is the coolest purse I've seen in a long time. It is light weight (uses a new kind of interfacing), has lots of pockets and very cool zippers. Sue learned this purse at Houston last fall. The detail work on the purse is exquisite and with Sue's guidance, it will be a snap to make.

Christmas Row Quilt 3rd Sat of the month, starting May 21, 1-4 \$20 Barb Boyer

Each row uses a different pieced block. There are log cabins, stockings, wreaths, ornaments, snowmen, trees, houses, bells, and stars. Each month we will piece a different row. There are 7 rows (2 rows use multiple blocks), plus a pieced border. You should be able to have the quilt done by Christmas!

Turning Panels into Quilts Sun. July 17 1-5 \$20 Barb Boyer

We like panels, but we don't know what to do with them. Bring your favorite panel to class and you will learn various ways to turn the panel into a quilt-using free patterns, retail patterns and patterns you make yourself. We'll discuss design, math and colors. Panels make quick, easy & beautiful quilts. Bring your sewing machine as well. We might have time to sew!

Jelly Roll Race Sat. July 23 10:30-4 Barb Boyer \$20

Ready, Set, Stitch! Well, you don't have to race if you don't want to. This is a quick & easy quilt made from 2 ½" strips - you can either purchase ready cut strips or cut your own. And that's all you use, just strips (unless you want to add a few accent pieces). If you haven't made a Jelly Roll Race quilt, they are lots of fun and we have lots of fun 2½" strip precuts just waiting to be used.

Bertie's Year & Companions last Friday of the month, 1-4 \$20, free if you buy the kit

Bertie's Year & Purfectly Pieced are small wall hangings, (or you can make each block into a mini quilt for display each month). Bertie is done in flannels and wool (kit only includes flannel). Bertie (the bird) and friends (squirrel, pumpkins) are appliqued with crazy quilt embroidery embellishments. The patterns are by Bonnie Sullivan, and you can do any of the series-she has a spring, summer, fall & winter Bertie's, plus the original, and plus the cats. You choose. Class is ongoing-because we need the time to get the embellishing done!

Friday Nighters last Fri. of month 5:30-? \$10 Barb Boyer

This class will help you get organized for Christmas 2015 -- or just help you get things done. You give me a list of your "to dos" or unfinished projects you want to finish and then each month I check off what you've completed. Trust me. If you need incentive to stay on track, this is it. You can bring your sewing machine or do hand work.

S.O.S. Quilts 5th Saturday of month 10:30-5 \$20 Barb Boyer

This is another of our Save Our Scraps quilts. This quilt is made with 2 ½" strips in cascading colors. So, of course, if you like our version, we have kits. Or you can use your "scraps" and make your own cascading quilt.

Pillow Case Party Sun. July 31 1-4 FREE

If you've never made a pillow case, or just want some time to sew a pillow case, this class is for you. This is a great mother/daughter styled class and pillow cases make great presents!

August 2016

English Paper Piecing 1st & 3rd Mondays (In July dates are the 11th & 18th) 2-4 Barb Boyer \$20

English paper piecing dates back to the early 1800s. It is a hand sewing method that uses paper templates to help sew complex angles together, like hexagons. Any number of different designs can be made, including Grandmother's Flower Garden. Several patterns will be available, including traditional Flower Garden and the Downton Abbey free pattern.

Wrapsody Purse Ongoing Thurs July 7, 21, Aug 4, 25 1-3 Sue Frerich \$25

This is the coolest purse I've seen in a long time. It is light weight (uses a new kind of interfacing), has lots of pockets and very cool zippers. Sue learned this purse at Houston

last fall. The detail work on the purse is exquisite and with Sue's guidance, it will be a snap to make.

Block of the Month Ongoing. First Sat of month 10:30-11:15 FREE Barb Boyer

Join at any time. You get a free fat quarter if you come to class with the previous month's completed block. This year we're making a red, white & blue quilt-patriotic theme, if you like.

Ornament Club 1st Sat of the month, 1:30-3:30 Free, if you buy that month's kit

Each month we will feature a different pieced ornament. Some of the ornaments can be used as gift tags & gift card holders. You can pick & choose which ornaments you want to make-each ornament will be displayed prior to class. You can make the March ornament & skip the April ornament, for example. Kits are limited, though, so if you are interested in a particular kit, be sure to sign up for that month & let me know.

Monthly Minis First Saturday of the Month. 4-6 \$10 for the year (plus patterns or kits)

This year we are doing various table runners/ door banners/small wall hanging celebrating each month. Some of the quilts are long & skinny, some square, some round. Most of the quilts will be kitted.

Knit Pickers' Club 2nd Thurs. of month, 6-8:30 Carol Moler

Every second Thursday, we're getting together to practice our knitting. The Club is open to all skill levels. We want to share what we've learned, find new patterns, and simply just sit and knit.

Hand Embroidery Club Sat. 10-noon FREE Kathy Sconce

(Club normally meets the 2nd Sat. of each month from 10-noon)

This year we're still doing birds-state birds. We will have between 40-50 birds (some states use the same bird) for you to stitch. Various setting for turning the birds into a quilt will be provided. Color suggestions for the birds will also be offered. As a bonus, you will get the state outlines, state flowers, and other patterns to compliment the birds. You can join anytime.

Lace Houses, block of the month 2nd Sat. of month 1-3 Kathy Sconce \$25

Lace Houses is a Crabapple Hill pattern. It combines fusible applique, laces & trims, crayon coloring, minimal piecing, and, most importantly, embroidery. Each month we will concentrate on a new block or part of the quilt. The class will run from February through November, maybe December. Come learn from our master embroiderer, Kathy Sconce.

Disappearing 9-patch Quilt Sun August 14, 1-5 \$20 Barb Boyer

Using just one charm pack and a couple of yards of extra fabric, you can make this delightful lap sized quilt. Of course, you can make it bigger. We have some wonderful new charm packs (5" squares) that would make a gorgeous 9-patch (disappearing) quilt. This quilt is quick & easy to do. Perfect for beginners.

Disappearing Triangles/9-patch Quilt Wed August 24, 1-5 \$20 Barb Boyer

This quilt is done like the Disappearing 9-patch, but it is made with 10" squares so it is bigger. Sample is made

with brightly colored batiks.

Christmas Row Quilt Ongoing 3rd Sat of the month, (in August class is August 27) \$20 Barb Boyer

Each row uses a different pieced block. There are log cabins, stockings, wreaths, ornaments, snowmen, trees, houses, bells, and stars. Each month we will piece a different row. There are 7 rows (2 rows use multiple blocks), plus a pieced border. You should be able to have the quilt done by Christmas!

Bertie's Year & Companions last Friday of the month, 1-4 \$20, free if you buy the kit

Bertie's Year & Purfectly Pieced are small wall hangings, (or you can make each block into a mini quilt for display each month). Bertie is done in flannels and wool (kit only includes flannel). Bertie (the bird) and friends (squirrel, pumpkins) are appliqued with crazy quilt embroidery embellishments. The patterns are by Bonnie Sullivan, and you can do any of the series-she has a spring, summer, fall & winter Bertie's, plus the original, and plus the cats. You choose. Class is ongoing-because we need the time to get the embellishing done!

Friday Nighters last Fri. of month 5:30-? \$10 Barb Boyer

This class will help you get organized for Christmas 2015 -- or just help you get things done. You give me a list of your "to dos" or unfinished projects you want to finish and then each month I check off what you've completed. Trust me. If you need incentive to stay on track, this is it. You can bring your sewing machine or do hand work.

July 2016

Sunday	Monday	Tuesday	Wednesday	Thursday	Friday	Saturday
					1 Open Sew1-4	2 BOM 10:30-11:30 Ornament Club 2-4 Monthly Minis 4-6
3 CLOSED	4 CLOSED Independence Day	5	6 Beginning Quilt 1-4	7 Wrapsody Purse 1-4	8	9 Embroidery Club 10-noon Lace Houses 1-3
10 BH&R Quilt 1-5	11 English Paper Piecing 2-4	12	13 Beginning Quilt 1-4	14 Knit Pickers' Club 6-8:30	15 Open Sew1-4	16 Christmas Row Quilt 1-4
17 Turning a Panel into a Quilt 1-5	18 English Paper Piecing 2-4	19 Full Moon	20 Beginning Quilt 1-4	21 Wrapsody Purse 1-4	22	23 Jelly Row Race 10:30-4
24	25	26	27 Beginning Quilt 1-4	28	29 Bertie's Year 1-4 Friday Nighters 5:30 -?	30 S.O.S.Quilts 10:30-5
31 Pillow Case Party 1-4	Color of the month: Blue					

August 2016

Sunday	Monday	Tuesday	Wednesday	Thursday	Friday	Saturday
	1 English Paper Piecing 2-4	2	3 Beginning Quilt 1-4	4 Wrapsody Purse 1-4	5 Open Sew1-4	6 BOM 10:30- 11:30 Ornament Club 2-4 Monthly Minis 4-6
7 CLOSED	8	9	10	11 Knit Pickers' Club 6-8:30	12	13 Embroider y Club 10- noon Lace Houses 1-3
14 Disappearin g 9-patch 1- 5	15 English Paper Piecing 2-4	16	17	18 Full Moon Santa Fe	19 Open Sew1-4 Santa Fe	20 Santa Fe
21 Santa Fe	22	23	24 Disappearing Triangles 1-5	25 Wrapsody Purse 1-4	26 Bertie's Year 1-4 Friday Nighters 5:30 -?	27 Christmas Row Quilt 1-4
28	29	30	31	Color of the month: black		

HAND EMBROIDERY CLUB

If you want to learn to hand embroider or just brush up your technique, join us on the second Saturday of the month from 10 to noon. We provide free vintage patterns, and this year we will have free patterns of girls with hats, that you can embroider, embellish and color. Each month Kathy Sconce shows us a new stitch to try, plus, she guides us through thread choices, how to knot, fabrics to use, and tracing techniques.

Knit Pickin' Club

This is another get-together class to sit & knit, work on our projects, share information and get some help. We will share techniques, suggest patterns, but mainly we'll sit & knit (or pick).

Toad Toters

On full moon days (as noted in the calendar) you will get 20% off all purchases (not otherwise discounted) that you can fit in your bag. You must bring your bag to participate. Full Moon Days: June 20, July 19, August 18.

Discount Policy

We will honor only one discount -- whichever is largest. You can't combine a 10% with a 25% discount to get a 35% discount. On this we can't be bribed.

Color of the Month

June Brown, July Blue, August Black.

Join the fun and come feel the difference of quality fabrics.

Happy quilting!

Sincerely,

Barbara Boyer
Around the Block
307-433-9555
www.aroundtheblockquilts.com