



Around the Block
QUILT SHOP

January 15, 2016

Take one empty box. Add a piece of yarn, a package tie and a cat. Priceless entertainment. For both of us.

But I don't want to talk about fake Christmas presents for cats.

I want to talk about plumbing. The indoor kind. Now due to an unfortunate accident-a cleaning rag got flushed, not by me, I don't do toilets, well sometimes-anyway, a cleaning rag got flushed. That was last December. But I didn't know that then. I just assumed it was an everyday normal kind of clog. So I valiantly plunged and plunged to no avail, which was strange. Usually with plunger assistance the clogs unclog. But not this time. Then it dawned on me: What happened to my votive candle?

So I did the smart thing, I quit plunging. I had already quit using that particular potty and was making do with the other one, but now I debated about what to do about the votive candle inside the toilet. It crossed my mind that maybe I could melt it down, but I wasn't sure how I could shove fire down a toilet long enough to melt wax.

I also knew that if the candle got further into the plumbing, I was looking at digging up the back yard. And for those of you who have been following my dog & fence story, you know that digging up the back yard would have severe consequences on the integrity of the fence, and would provide new holes for Becca to explore. I also wouldn't have any place to store the dogs during this process, because, if you haven't noticed, the snow still hasn't melted which means the dogs can still walk over the front yard fence.

Now, you may be wondering, why didn't I just call a plumber?

I'm the do-it-yourselfer when it comes to plunging. I hate it, but I can do it & it always works. Except this time. That's when I figured out what was down the toilet. Granted, it took me several weeks to figure it out. Give me a break: There was Christmas, New Year's, year end sales, inventory.....

Anyway, last week I finally called a plumber and I told the woman who answered the phone, "I think I have a votive candle stuck in the toilet. Can you help?" There was silence on the other end. I had called from the shop so Jean was listening & trying hard not to laugh too loudly.

Then the woman said that they could probably push it on out of there and I went nuts: "I don't want it stuck any further down the pipes than it already is. Can you simply pull it out?" The answer being yes, no worries, and I got an appointment for Wednesday of this

week. I could handle another 4-5 days of using the other toilet. No prob.

You really don't appreciate indoor plumbing until you don't have it. At all.

The other toilet backed up. I discovered that when it overran the edges, onto the carpet and....well, you've been there I'm sure. You get my drift. So back to the handy dandy plunger. But it decided not to work properly, mainly because it is really old. It folds in on itself and won't do its job.

Now I know what you're thinking: Buy a new plunger.

But by now, I'm not sure where the votive candle is in the system. Maybe it has moved and is now blocking more pipes. Obviously I'm not a plumber and I have no idea how any of this works, but I'm scared to plunge anything now and I'm at least 4 days away from help.

When faced with no working facilities at home, you can get really creative about finding bathrooms. I also decided that I could use the high rise toilet for liquid-it would go down eventually, and after all I was still operating under the assumption that I had a star shaped votive candle stuck in the pipes somewhere-- and collect the used paper product in a trash bag, a trick a friend uses because her pipes & septic don't weren't built correctly to work properly in her basement. My only other choice was to drive to the shop every time I needed to go, but, at my age, that could be several trips a night. I kept my fingers crossed that I didn't get sick. I also contemplated squatting outdoors in 10 degree cold, putting a bucket under the other old toilet that is sitting in the garage, or using the shower. I didn't like any of those options.

I did, however, start planning my day around where potential bathrooms could be found. For example, I figured that if I used the facilities at the church after choir practice on Tuesday, I would only have 12 hours to wait until my plumbing was fixed. I could probably wait that long. Of course, I forgot to pee and drove away. And McDonalds closes by 9. There are perks to owning a business.


Finally Wednesday arrives, and the plumber was scheduled for 8:30. I figured I could wait to handle my business after he was done. So of course, the plumber was late.

But the good news: My plumbing now all works. The house doesn't smell like an outhouse. And it wasn't a votive candle after all. It was a cleaning rag. And it hadn't gotten too far, fortunately, because it could have caused more problems than the candle.


The bad news? I don't know where the votive candle is.....

WHAT'S NEW!!

From P & B:



From Hoffman:
(challenge fabric)



More from Hoffman:





From Blank:



From Moda: charms & jelly rolls:



From Kaufman:



From Alexander Henry:



From Free Spirit:



From Maywood:





And from Checker:

Thread Heaven, scissors, thread, rulers, books, patterns, class supplies, Best Press, matts & cutters & blades, needles, thimbles--if you were waiting on an order, it probably is here. Give me a call.

January Classes & Special Events


Beginning Quilting Wed. starting Jan. 13, 6-9 OR Sun. Jan. 17, 1-4 8 weeks

\$65 Barb Boyer

This comprehensive 8-week course will introduce to you almost everything you need to know about piecing a quilt top. Along the way you will learn about color, batting, thread, machines and various techniques to give you the skills to make almost any quilt.

Stack & Whack Sat. Jan 16, 10:30-5 \$20 Barb Boyer

There are some quilts that everyone needs to do-at least once. Stack & Whack is one of those quilts. You take beautiful fabric, cut it into identical pieces, and sew it back together in a kaleidoscope pattern. We will work with the 8 repeat, classic, pattern.



Mitten Quilt Mon. January 18 10:30-5 \$20 Barb Boyer

This cute pattern has 4 interlocking mittens-so you can't lose your mittens! You can use Christmas fabric, "winter fabric," or, my favorite, flannel! Great for couch quilt for those cold winter nights.

Hand Quilting Wed. Jan. 20, 1-3 \$25 Sandra Freeburg

Hand quilting is an art that should not be lost. By the end of Sandra's class you will be hand quilting with confidence. Everyone has at least one special quilt that calls out for hand quilting. And there is nothing better than the feel of a hand quilted quilt. Do yourself a favor and learn this art that connects us to our past -- our

mothers, grandmothers and great grandmothers.

LOTP: Nine Patch Sat. Jan 23, 10:30-5

We are highlighting Little House of the Prairie fabrics this Spring, and the first quilt for this year is the traditional double 9-patch. The sample is shown using, mainly, the Walnut Grove fabrics. A fat quarter bundle plus the alternate block (the plain block) will make this quilt. The 9-patch quilt is one of 2 quilts mentioned in the Little House series, so this is a perfect quilt to highlight the new collection from Andover.

Spoon Quilting Wed. Jan 27 1-3 \$25 Sandra Freeburg

No more sore fingers! Learn to Spoon Quilt, with a special spoon quilting tool. This tool helps you keep your stitches tiny and even without pricking your finger. Need to have basic quilting skills (rocking motion quilting).

Bertie's Year & Companions last Friday of the month, 1-4 \$20, free if you buy the kit

Bertie's Year & Purfectly Pieced are small wall hangings, (or you can make each block into a mini quilt for display each month). Bertie is done in flannels and wool (kit only includes flannel). Bertie (the bird) and friends (squirrel, pumpkins) are appliqued with crazy quilt embroidery embellishments. The patterns are by Bonnie Sullivan, and you can do any of the series-she has a spring, summer, fall & winter Bertie's, plus the original, and plus the cats. You choose. Class is ongoing-because we need the time to get the embellishing done!




Friday Nighters Fri. January 29 5:30-? \$10 Barb Boyer

This class will help you get organized for Christmas 2015 -- or just help you get things done. You give me a list of your "to dos" or unfinished projects you want to finish and then each month I check off what you've completed. Trust me. If you need incentive to stay on track, this is it. You can bring your sewing machine or do hand work.

S.O.S. Quilts Lost Socks 5th Sat. of the month, Jan 30, 10:30-5 \$20 Barb Boyer

Save Our Scraps! Quilts! On the 5th Saturday of the month (when it occurs-the next one is in April) we will make a scrappy quilt. The first quilt is called Lost Socks. Each sock (40 little ones, 20 big ones) is different-because they are all lost socks, the ones lost in the dryer. You can combine scraps of fun fabrics for the socks,



combined with cuffs (big socks) heels & toes. Flannels, brushed cottons and regular cottons can all go into the same quilt. Future S.O.S. Quilts will use precuts and strips.

January 2016

Sunday	Monday	Tuesday	Wednesday	Thursday	Friday	Saturday
					1 CLOSED	2 BOM 10:30-11:30 Monthly Minis 4-6
3 CLOSED	4	5	6	7	8	9 Embroidery Club 10-noon Turning Panels into Quilts 1:30-4
10	11 English Paper Piecing 2-4	12	13 Beginning Quilt 6-8:30	14 T-Shirt Class 10:30-4 Knit Pickers' Club 6-8:30	15 Open Sew 1-4	16 Stack & Whack 10:30-4
17 Beginning Quilt 1-4	18 Mitten quilt 10:30-5 ML King Day	19	20 Hand quilting 1-3 Beginning Quilt 6-8:30	21 T-Shirt class, cont. 10:30-4	22	23 LOTP: Nine Patch 10:30-5
24 Beginning Quilt 1-4 Full Moon	25 English Paper Piecing 2-4	26	27 Spoon Quilting 1-3 Beginning Quilt 6-8:30	28	29 Bertie's Year 1-4 Friday Nighters 5:30 -?	30 S.O.S. Quilts 10:30-5

31 Beginning Quilt 1-4						Color of the month: purple
------------------------------	--	--	--	--	--	-------------------------------

HAND EMBROIDERY CLUB

If you want to learn to hand embroider or just brush up your technique, join us on the second Saturday of the month from 10 to noon. We provide free vintage patterns, and this year we will have free patterns of girls with hats, that you can embroider, embellish and color. Each month Kathy Sconce shows us a new stitch to try, plus, she guides us through thread choices, how to knot, fabrics to use, and tracing techniques.

Knit Pickin' Club

This is another get-together class to sit & knit, work on our projects, share information and get some help. We will share techniques, suggest patterns, but mainly we'll sit & knit (or pick).

Toad Toters

On full moon days (as noted in the calendar) you will get 20% off all purchases (not otherwise discounted) that you can fit in your bag. You must bring your bag to participate.

Full Moon Days: January 24; February 22; March 23; April 22 , May 21.

Discount Policy

We will honor only one discount -- whichever is largest. You can't combine a 10% with a 25% discount to get a 35% discount. On this we can't be bribed.

Color of the Month

January purple; February red; March green; April yellow, May neutrals .

Join the fun and come feel the difference of quality fabrics.

Happy quilting!