

Favorite quotes from the Dowager Countess of Downton Abbey:

[Violet's chair creaks.]

VIOLET, DOWAGER COUNTESS OF GRANTHAM  
Good heavens, what am I sitting on?

MATTHEW CRAWLEY  
A swivel chair.

VIOLET, DOWAGER COUNTESS OF GRANTHAM  
Oh, another modern brainwave?

MATTHEW CRAWLEY  
Not very modern. They were invented by Thomas Jefferson.

VIOLET, DOWAGER COUNTESS OF GRANTHAM  
Why does every day involve a fight with an American?

MATTHEW CRAWLEY  
I'll fetch a different one.

VIOLET, DOWAGER COUNTESS OF GRANTHAM  
No, no. No, no, I'm a good sailor.



---

**May 16, 2014**

I'm a little depressed. I've been reading those "list" stories again - you know the ones. Top 10 celebrities in bikinis, top 5 reasons why we shouldn't pay attention to Donald Sterling, or top 6 reasons why Alec Baldwin keeps getting arrested. I don't read those. I really don't want to know. But MSN is full of these kind of stories - it's what passes as news these days, I guess.

The first list story I read was the top 10 places to retire. Naturally Wyoming didn't make the list. I mean, who would really want to move here when we get 15 inches of snow on Mother's Day. And we won't talk about the wind. The pictures of the retirement communities showed places with beautiful lakes, trees, winding paths, public transportation. We have those things in short supply around here. Now I like it here. It could be a lot of things it isn't, but where else can I get a picture of my nephew's family all decked out in summertime pretty outfits on a sunny day Mother's Day, and I send back a shot of a blizzard in progress. But it's getting warmer. In a few days I'll be able to open the door on the back porch-I've got a 4 foot iceberg styled drift plastered against the door. Gotta wait till it melts.

So the list of places to retire didn't really depress me. What got me was the list of 20 worst things you can eat. I'm doomed. On my last grocery run I brought home kielbasa, hot dogs, plain white refined flour hot dog buns, bagels, potato chips, half of an angel food cake, cheese, 2 bags of frozen veggies, and 2 frozen pizzas. I didn't want to buy anything that would rot quickly, given my refrigerator situation. Then the next day, I read this list about what I'm not supposed to be eating:

1. Sausage, or any processed meat. Sigh. I don't buy a lot but I bought that kielbasa to go with a potato I already

had. To my credit, I also bought veggies to go with.

2. Bacon. All right, I don't buy much of this, either, but the one package I had needed to be cooked, given my on again off again frig. I had just finished frying up the bacon right before I read this article.

3. Deli meats, because they are processed - as in liquefied, mixed with fillers and sodium and reformed. Sounds like something the malfunctioning transporter device on Star Trek spat out.

4. Burgers and ribs. Fat.

5. Potato Chips. No nutritional value. Fat.

6. Frozen dinners, because of fat, calories and processed foods. Fortunately I only buy frozen pizzas, hence the difficulty in finding the right refrigerator.

7. Pizza. Sigh. I always figured it was the all inclusive meal: bread, cheese, veggies and a little meat, all in one handy serving. Kinda like beer being a serving of bread.

8. Cheese. Of course. See #8.

9. Diet food. Too much sugar. They only leave out the fat and have to substitute sugar to make it less tasteless.

10. Toaster pastries. This one's okay. I don't know anyone who eats these. And the current commercial with the blond headed kid who practically yodels, "Toaster Struuuudel" is a little scary.

11. Margarine. Margarine is like eating plastic. Better to eat fat, I guess. At least butter didn't show up on this list.

12. Popcorn. This one depressed me. Mainly it's the microwave popcorn because of all of the preservatives in the bag to keep the bag from burning up during the process. And movie popcorn, with butter, or should I say artificially flavored oil, is the worst.

13. Ice Cream. Too much fat. Too much sugar. Too much cream leading to too much cholesterol. It's just too much.

14. Packaged cakes and cookies. Aside from too much sugar, it's too many preservatives.

15. Bagels. Refined flour. Plus all the toppings, cream cheese, butter, etc.

16. Anything deep fried.

I can go on to other lists that include light salad dressing, trail mix, granola, flavored fat free yogurt, flavored soy milk, dried fruit, smoothies, parfait, chicken wraps, fish sandwiches, lowfat muffins, packaged gluten free items, frozen diet dinners, canned soup.....

I don't think there is anything left to eat. And I'm not gnawing on carrot sticks all day. Tried that once. Way too much fiber. So I'm depressed. And everything I bought at the store is on this list: 1, 5, 7, 8, 14, 15. Fortunately I didn't buy the fried chicken breast I was thinking about.

The solution is to quit reading lists.

P.S. Preview of coming attractions: I have one miller moth in the house.

## Don't forget tonight!

# *Cheyenne Capital Chorale*

## *HARMONY ON THE RANGE*

Friday, May 16, 2014  
Cheyenne Kiwanis Community House  
4603 Lions Park Dr.

Wyoming Artisans,  
Fiddlers, & More:  
6—7 pm  
Concert begins at:  
7 pm

*Tickets are \$10.00 at the door  
Free for children 12 and under*

For more information visit:  
[www.cheyennecapitalchorale.org](http://www.cheyennecapitalchorale.org)

*Come enjoy the culture of Wyoming as we sing about traditions and enjoy the beautiful landscape with Wyoming artisans, a cowboy poet, and dancers from Act Two Studio.*



*Sponsored by The Nelson Museum of the West and Manitou Galleries*



Accessible



ARTS



ART WORKS

National Endowment for the Arts



ARTS

The Cheyenne Capital Chorale is a non-profit organization supported by its members, the generous contributions of its corporate and individual sponsors, and in part by a grant from the Wyoming Arts Council, through funding from the Wyoming State Legislature and the National Endowment for the Arts.

Come to our last concert of the year! It will be a routin' tootin' time. We have local artisans, food, wine, cowboy poet, dancers and singers. And best of all -- or maybe not -- you'll get to hear me sing!

## **QUILT WYOMING!**

**It's not too late to sign up for classes. Check it out at [wsqg.org](http://wsqg.org) for a list of all classes. Enrollment is now open to everyone. And the best news!! Quilt Wyoming is being held in Cheyenne this year. July 10-13. Don't miss an chance to win the opportunity quilt showcasing this year's theme: Quilter's Gone Crazy.**



## **Bucking Horse and Rider fans!**

Hoffman is printing our beloved "Steamboat" on fabric! If you are interested in this fabric, please let me know quickly. I have placed my order, but I did order extra bolts. If you haven't yet placed an order and want the fabric, don't wait until it gets here. It may sell out before it arrives.

If you want to put the BH&R on backs or borders of quilts, you must think in yardage. 2-3 yards for borders (depending on size of quilt) and 5-10 yards for backing.

You may want to make curtains, pillow cases, purses, skirts, chair covers, pillows, aprons, napkins, t-towels.

Call me and let me know approximately how much yardage you want. I have started taking payments now with any pre order.

Fabric should arrive in late June, in time for traveling tourists. Just so you know. Price will be



\$12.50 per yard.


Left to right: Bison, Saddle, Moss, Buckskin, Palomino, Denim


Yardage still available, 5-16-14:

45 yards of Bison; 64 Saddle; 56 Moss; 26 Denim; 79 Buckskin; 71 Palomino.

## WHAT'S NEW!!

From Hoffman--the rest of the batiks. There is one more that I don't have a picture of, and, trust me, the blacks are all different.





From Classic Cotton:




From Red Rooster: digitally printed



From Henry Glass:



Flannels from Marcus Brothers, plus a red and a white snowflake flannel.



From Benartex:





## May Classes and Special Events

**BQ Quilt for Railroaders! Depot Days in Cheyenne!**

**Sat. May 17, 10:30-5 \$20**

**Barb Boyer**

The Model Railroaders are in town and we thought it would be a perfect time to make a train quilt. The BQ pattern is well suited for a quick project that showcases fabulous fabrics. I'm working on getting some great train fabrics in stock. Click on link to see Train Flyer: [Train Class Flyer](#)

**Catch up on the Monthly Minis: Sat. May 24 10:30-5**

**Barb Boyer**

Stitch on the last 4 Snow Bud blocks, or even start on Block 5. Get caught up on your monthly minis!

**Field Day Quilt Mon. May 24, 10:30-5 \$25 or free with kit**

**Barb Boyer**

This cool quilt is made with 2 1/2" strips and squares cut from the new Hoffman line - Home is Where Your Story Begins. This quilt is quick pieced and will brighten any room.

**Friday Nighters Fri. May 30, 5:30-9 \$10 (one time fee for year)**

This class will help you get organized for Christmas 2014 -- or just help you get things done. You give me a list of your "to dos" or unfinished projects you want to finish and then each month I check off what you've completed. Trust me. If you need incentive to stay on track, this is it. You can bring your sewing machine or do hand work.

**Turning 20**

**Sat. May 31, 10:30-5, \$20 Barb Boyer**

This fun, simple quilt is easy to make and stunning to look at. Perfect for any beginner. You may even get the quilt top sewn in class.

## June Classes & Special Events

### **Abode Challenge Mon. June 2-Aug. 9 \$5 to enter**

Make a quilt interpreting the word "abode" and you'll be entered to win a \$25 gift certificate. But there's a catch, as always! You must come into the shop and choose one (free) fat (from a sack, with your eyes closed) to use in your quilt. You must use a recognizable portion of the chosen fat in your quilt. The quilt may be any size and the top must be submitted by August 9. Tops only will qualify. All entries will be displayed in my booth at the Cheyenne Heritage Quilt Show. If you need ideas, just ask.

### **Monday Morning Quilts June 2 10-2**

#### **Free, if you buy that month's kit Sue Freich**

Each month we will feature quilts from the Fons & Porter Love of Quilting magazine or other fun quilts. From Fons & Porter, we will choose one of the quilts from the magazine and make limited kits. In class, we will show you how to put the quilt together and you will have time to get started. Quilts will be big or small or in between. June quilt is a tote bag from the Fons & Porter magazine.

### **Block of the Month Sat. June 7, 10:30-11:15 FREE Barb Boyer**

Join at any time. You get a free fat quarter if you come to class with the previous month's completed block. This year we're making a Christmas Quilt -shaped like a tree. Each month will feature a different block, mostly 12" finished blocks.

### **Monthly Minis First Saturday of the Month, Jan-Dec. 4-6 ongoing**

## Beginning Quilting

**Sun. 1-4, June 8, 15, 29; July 13, 20, 27; Aug. 10**

**OR**

**Wednesdays: 1-4 OR 6-8:30 June 11, 18, 25; July 2, 9, 16, 23, 30**

**\$65 Barb Boyer**

This comprehensive 8-week course will introduce to you almost everything you need to know about piecing a quilt top. Along the way you will learn about color, batting, thread, machines and various techniques to give you the skills to make almost any quilt.

### **Learn to Knit Socks, cont. Mon. June 9, 1:30-3:30 OR 6-8:30 \$20 Carol Moler**

We'll finish our socks by learning how to do the toes.

### **Park Bench Sampler Thurs. June 12, 26; July 17, 31 Barb Boyer \$20**

This quilt uses 2 special rulers, the Hex N' More and the Sidekick rulers. There are 8 different blocks and we will cover 2 blocks per class. In August, we will schedule a finishing class to put the whole quilt together.

### **Knit Pickin' Club Thurs. June 12, 6-8:30 Carol Moler**

Every second Thursday, we're getting together to practice our knitting. The Club is open to all skill levels. We want to share what we've learned, find new patterns, and simply just sit and knit. You can start simply by making a dishcloth. Carol will teach you the essentials to get you started. For those of you who already know how to knit, you can still join the club--it's time for you to simply sit & knit & share ideas.

### **Hand Embroidery Club Sat. June 14, 10-noon FREE Kathy Sconce**

(Club normally meets the 2nd Sat. of each month from 10-noon)

This year we're stitching "penny squares" using simple drawings that we create! During class we will draw various designs and stitch them on 5" squares. Each month we will learn new stitches and trade designs and ideas. Then these 5" squares can be made into a sampler quilt, or stitched into a "book" of stitches. You will also make your own notebooks so you can keep your squares, ideas, floss, needles & scissors in one place. You can join



anytime.

**Hand Applique Club**  
**Thursday June 19 6-8:30 free**

Every 3rd Thursday, we're getting together to practice our hand applique skills. The Club is open to all skill levels. We want to share what we've learned, find new patterns, and simply just sit and sew. More and more patterns are showing applique work, and while sometimes you can just fuse it down, learning how to hand applique is a wonderful skill that can be carried anywhere you go.

**Downton Abbey Fix Mon. June 16, 30; July 21; Aug. 18, 25 1-5 \$20**

Work on your Downton Abbey quilts, pillow cases, table runners - you name it. I'll provide assistance on the sampler quilt that I've provided patterns for, but you can work on any project you like.

**Friday Nighters Fri. June 27 5:30-? \$10 Barb Boyer**

This class will help you get organized for Christmas 2014 -- or just help you get things done. You give me a list of your "to dos" or unfinished projects you want to finish and then each month I check off what you've completed. Trust me. If you need incentive to stay on track, this is it. You can bring your sewing machine or do hand work.

## **July Classes & Special Events**

### **Beginning Quilting**

**Sun. 1-4, June 8, 15, 29; July 13, 20, 27; Aug. 10**

**OR**

**Wednesdays: 1-4 OR 6-8:30 June 11, 18, 25; July 2, 9, 16, 23, 30**  
**\$65 Barb Boyer ongoing**

**Block of the Month Sat. July 5, 10:30-11:15 FREE**

Join at any time. You get a free fat quarter if you come to class with the previous month's completed block. This year we're making a Christmas Quilt -shaped like a tree. Each month will feature a different block, mostly 12" finished blocks.

**Monthly Minis First Saturday of the Month, Jan-Dec. 4-6 Barb Boyer \$20 ongoing**

**Monday Morning Quilts July 7 10-2**

**Free, if you buy that month's kit Sue Frerich**

Each month we will feature quilts from the Fons & Porter Love of Quilting magazine or other fun quilts. From Fons & Porter, we will choose one of the quilts from the magazine and make limited kits. In class, we will show you how to put the quilt together and you will have time to get started. Quilts will be big or small or in between. July's quilt is the cover quilt from the book Sweet and Simple Sewing - it looks like a box of colored pencils.

**Knit Pickin' Club Thur. July 10, 6-8:30**

Every second Thursday, we're getting together to practice our knitting. The Club is open to all skill levels. We want to share what we've learned, find new patterns, and simply just sit and knit. You can start simply by making a dishcloth. Carol will teach you the essentials to get you started. For those of you who already know how to knit, you can still join the club-- it's time for you to simply sit & knit & share ideas.

**Hand Embroidery Club Sat. July 12, 10-11:30 FREE**

(Club normally meets the 2nd Sat. of each month from 10-noon)

This year we're stitching "penny squares" using simple drawings that we create! During class we will draw various designs and stitch them on 5" squares. Each month we will learn new stitches and trade designs and ideas. Then these 5" squares can be made into a sampler quilts, or stitched into a "book" of stitches. You will also make your own notebooks

so you can keep your squares, ideas, floss, needles & scissors in one place. You can join anytime.

**TENTATIVE: Basic Cast on and Bind Offs Mon. July 15 Carol Moler \$20**

We will learn different methods of casting on and binding off. If you need a little help or want to learn a new technique, this is the class for you. Class times will be posted.

## **Quilt Wyoming, LCCC Campus July 10-12**

**Park Bench Sampler Thurs. June 12, 26; July 17, 31 Barb Boyer \$20**

This quilt uses 2 special rulers, the Hex N' More and the Sidekick rulers. There are 8 different blocks and we will cover 2 blocks per class. In August, we will schedule a finishing class to put the whole quilt together.

**Take 5 Cowboy Quilt Sat. July 19, 10:30-5 \$20 Barb Boyer**

Take 5 is a fun and fast quilt to make on a Saturday afternoon. And we have lots of new western fabrics that will get you into the mood for Frontier Days - even if you'd rather be on the beach instead of in town. Just kidding. If you need a quick quilt project and have not yet made a Take 5 quilt, this is the perfect quilt class.

**Downton Abbey Fix**

**Mon. June 16, 30; July 21; Aug. 18, 25 1-5 \$20**

Work on your Downton Abbey quilts, pillow cases, table runners - you name it. I'll provide assistance on the sampler quilt that I've provided patterns for, but you can work on any project you like.

**One Block Wonder Sat. July 26; Aug. 23. 10:30-5 \$20 Barb Boyer**

One Block Wonder quilts are a kaleidoscope styled quilt. They are similar to a Stack & Whack, but cut and constructed a little differently. In the first class we will choose fabric (if you haven't done so already) and we will cut and begin arranging the quilt. In the second class we will finish stitching the rows together and discuss border treatments.

**Friday Nighters Fri. July 25, 5:30-9 \$10 (one time fee for year)**

This class will help you get organized for Christmas 2014 -- or just help you get things done. You give me a list of your "to dos" or unfinished projects you want to finish and then each month I check off what you've completed. Trust me. If you need incentive to stay on track, this is it. You can bring your sewing machine or do hand work.

## **August Classes & Special Events**

**Block of the Month Sat. Aug. 2, 10:30-11:15 FREE**

Join at any time. You get a free fat quarter if you come to class with the previous month's completed block. This year we're making a Christmas Quilt -shaped like a tree. Each month will feature a different block, mostly 12" finished blocks.

**Monthly Minis First Saturday of the Month, Jan-Dec. 4-6 Barb Boyer \$20 ongoing**

**Monday Morning Quilts Aug. 4 Free, if you buy that month's kit Sue Frerich**

Each month we will feature quilts from the Fons & Porter Love of Quilting magazine or other fun quilts. From Fons & Porter, we will choose one of the quilts from the magazine and make limited kits. In class, we will show you how to put the quilt together and you will have time to get started. Quilts will be big or small or in between. August quilt TBA.

## **Beginning Quilting**

**Sun. 1-4, June 8, 15, 29; July 13, 20, 27; Aug. 10**

**OR**

**Wednesdays: 1-4 OR 6-8:30 June 11, 18, 25; July 2, 9, 16, 23, 30  
\$65 Barb Boyer ongoing**

**Hand Embroidery Club Sat. Aug. 9, 10-11:30 FREE Kathy Sconce**

(Club normally meets the 2nd Sat. of each month from 10-noon)

This year we're stitching "penny squares" using simple drawings that we create! During class we will draw various designs and stitch them on 5" squares. Each month we will learn new stitches and trade designs and ideas. Then these 5" squares can be made into a sampler quilts, or stitched into a "book" of stitches. You will also make your own notebooks so you can keep your squares, ideas, floss, needles & scissors in one place. Join anytime.

**Knit Pickin' Club Thur. Aug. 14, 6-8:30**

Every second Thursday, we're getting together to practice our knitting. The Club is open to all skill levels. We want to share what we've learned, find new patterns, and simply just sit and knit. You can start simply by making a dishcloth. Carol will teach you the essentials to get you started. For those of you who already know how to knit, you can still join the club-- it's time for you to simply sit & knit & share ideas.

## **Cheyenne Heritage Quilt Show August 14-16 United Methodist Church**

**Knit Pickin' Club Thur. Aug. 14, 6-8:30**

Every second Thursday, we're getting together to practice our knitting. The Club is open to all skill levels. We want to share what we've learned, find new patterns, and simply just sit and knit. You can start simply by making a dishcloth. Carol will teach you the essentials to get you started. For those of you who already know how to knit, you can still join the club-- it's time for you to simply sit & knit & share ideas.

**Downton Abbey Fix Mon. June 16, 30; July 21; Aug. 18, 25 1-5 \$20**

Work on your Downton Abbey quilts, pillow cases, table runners - you name it. I'll provide assistance on the sampler quilt that I've provided patterns for, but you can work on any project you like.

**Hand Applique Club**

**Thursday Aug. 21 6-8:30 free**

Every 3rd Thursday, we're getting together to practice our hand applique skills. The Club is open to all skill levels. We want to share what we've learned, find new patterns, and simply just sit and sew. More and more patterns are showing applique work, and while sometimes you can just fuse it down, learning how to hand applique is a wonderful skill that can be carried anywhere you go.

**One Block Wonder Sat. July 26; Aug. 23. 10:30-5 \$20 Barb Boyer**

One Block Wonder quilts are a kaleidoscope styled quilt. They are similar to a Stack & Whack, but cut and constructed a little differently. In the first class we will choose fabric (if you haven't done so already) and we will cut and begin arranging the quilt. In the second class we will finish stitching the rows together and discuss border treatments.

**Pillow Case Party Sun. Aug. 24 1-4 FREE**

If you've never made a pillow case, or just want some time to sew a pillow case, this class is for you. This is a great mother/daughter styled class and pillow cases make great presents!

**Friday Nighters Fri. Aug. 29, 5:30-9 \$10 (one time fee for year)**

This class will help you get organized for Christmas 2014 -- or just help you get things done. You give me a list of your "to dos" or unfinished projects you want to finish and then



each month I check off what you've completed. Trust me. If you need incentive to stay on track, this is it. You can bring your sewing machine or do hand work.

#### **HAND APPLIQUE CLUB**

This is a get-together & stitch class. Many of us are trying hand applique these days-- patterns are calling for a lot more applique. The club is designed for quilters who already do some hand applique, but beginners are welcome as well. We will share techniques, suggest patterns, talk about threads and, in general, just stitch. A little quiet time away from the distractions of home is what we need to get our projects done.

\*\*\*\*\*

#### **HAND EMBROIDERY CLUB**

If you want to learn to hand embroider or just brush up your technique, join us on the second Saturday of the month from 10 to noon. We provide free vintage patterns, and this year we will have free patterns of girls with hats, that you can embroider, embellish and color. Each month Kathy Sconce shows us a new stitch to try, plus, she guides us through thread choices, how to knot, fabrics to use, and tracing techniques.

\*\*\*\*\*

#### **Knit Pickin' Club**

This is another get-together class to sit & knit, work on our projects, share information and get some help. We will share techniques, suggest patterns, but mainly we'll sit & knit (or pick).

#### **Toad Toters**

On full moon days (as noted in the calendar) you will get 20% off all purchases (not otherwise discounted) that you can fit in your bag. You must bring your bag to participate.

Full Moon Days: June 13, July 12, Aug. 10

Discount Policy

We will honor only one discount -- whichever is largest. You can't combine a 10% with a 25% discount to get a 35% discount. On this we can't be bribed.

#### **Color of the Month**

June Flowers, July Christmas, August Black & White

**May 2014**

<b>Sunday</b>	<b>Monday</b>	<b>Tuesday</b>	<b>Wednesday</b>	<b>Thursday</b>	<b>Friday</b>	<b>Saturday</b>
				<b>1</b>	<b>2</b> Open Sew1-4	<b>3</b> BOM 10:30-11:30 Make it Do 1-2 Monthly Minis 4-6
<b>4</b> Closed	<b>5</b> <b>Monday Morning Quilts</b> 10-2	<b>6</b>	<b>7</b> Beyond Basics: Flying Geese 6-8:30	<b>8</b> Knit Pickers' Club 6-8:30	<b>9</b>	<b>10</b> Embroidery Club 10-noon  <b>Mini Take 5 1-5</b>
<b>11</b> Mother's Day	<b>12</b> Socks, cont. 1:30-3:30 or 6-8:30	<b>13</b>	<b>14</b> FullMoon	<b>15</b> Hand Applique Club 6-8:30	<b>16</b> Open Sew1-4	<b>17</b> BQ quilt for Railroaders 10:30-5
<b>18</b>	<b>19</b>	<b>20</b>	<b>21</b>	<b>22</b>	<b>23</b>	<b>24</b> Get Caught up on Monthly Minis: Free sew from 10:30-5
<b>25</b> Open sew 1-4	<b>26</b> Field Day Quilt 10:30-5  Memorial Day	<b>27</b>	<b>28</b>	<b>29</b>	<b>30</b> Friday Nighters 5:30 -?	<b>31</b> Turning 20 10:30-5

**June 2014**

<b>Sunday</b>	<b>Monday</b>	<b>Tuesday</b>	<b>Wednesday</b>	<b>Thursday</b>	<b>Friday</b>	<b>Saturday</b>
1 Closed	2 <b>Monday Morning Quilts 10-2 Tote Bag</b>	3	4	5	6 Open Sew1-4	7 BOM 10:30-11:30 Monthly Minis 4-6
8 Beginning Quilt 1-4	9 Socks, cont. 1:30-3:30 or 6-8:30	10	11 Beginning Quilt 1-4 or Beginning Quilt 6-8:30	12 Knit Pickers' Club 6-8:30 <b>Park Bench Sampler 1-5</b>	13 <b>FullMoon</b>	14 Embroidery Club 10-noon
15 Beginning Quilt 1-4  Father's Day	16 <b>Downton Abbey Fix 1-5</b>	17	18 Beginning Quilt 1-4 or Beginning Quilt 6-8:30	19 <b>Hand Applique Club 6-8:30</b>	20 Open Sew1-4	21
22	23	24	25 Beginning Quilt 1-4 or Beginning Quilt 6-8:30	26 <b>Park Bench Sampler 1-5</b>	27 Friday Nighters 5:30 - ?	28
29 Beginning Quilt 1-4	30 <b>Downton Abbey Fix 1-5</b>					



**July 2014**

<b>Sunday</b>	<b>Monday</b>	<b>Tuesday</b>	<b>Wednesday</b>	<b>Thursday</b>	<b>Friday</b>	<b>Saturday</b>
		<b>1</b>	<b>2</b> Beginning Quilt 1-4 or <b>Beginning Quilt 6- 8:30</b>	<b>3</b>	<b>4</b> Independence Day	<b>5</b> BOM 10:30-11:30 Monthly Minis 4-6
<b>6</b> Closed	<b>7</b> <b>Monday Morning Quilts 10-2 Pencil Box Quilt</b>	<b>8</b>	<b>9</b> Beginning Quilt 1-4 or <b>Beginning Quilt 6- 8:30</b>	<b>10</b> Knit Pickers' Club 6-8:30 <b>Quilt Wyoming</b>	<b>11</b> <b>Quilt Wyoming</b>	<b>12</b> Embroidery Club 10-noon <b>FullMoon Quilt Wyoming</b>
<b>13</b> Beginning Quilt 1-4	<b>14</b> Basic cast on andbind offs for knitting 1:30- 3:30 or 6-8:30	<b>15</b>	<b>16</b> Beginning Quilt 1-4 or <b>Beginning Quilt 6- 8:30</b>	<b>17</b> Hand Applique Club 6- 8:30 Park Bench Sampler 1-5	<b>18</b> Open Sew1-4	<b>19</b> Take 5 Cowboy Quilt 10:30-5
<b>20</b> Beginning Quilt 1-4	<b>21</b> <b>Downton Abbey Fix 1-5</b>	<b>22</b>	<b>23</b> Beginning Quilt 1-4 or <b>Beginning Quilt 6- 8:30</b>	<b>24</b>	<b>25</b> Friday Nighters 5:30 -?	<b>26</b> One Block Wonder 10:30-5
<b>27</b> Beginning Quilt 1-4	<b>28</b>	<b>29</b>	<b>30</b> Beginning Quilt 1-4 or <b>Beginning Quilt 6- 8:30</b>	<b>31</b> Park Bench Sampler 1-5		

**August 2014**

<b>Sunday</b>	<b>Monday</b>	<b>Tuesday</b>	<b>Wednesday</b>	<b>Thursday</b>	<b>Friday</b>	<b>Saturday</b>
					<b>1</b> Open Sew1-4	<b>2</b> BOM 10:30-11:30 Monthly Minis 4-6
3 Closed	<b>4</b> <b>Monday Morning Quilts</b> 10-2 Quilt TBA	<b>5</b>	<b>6</b>	<b>7</b>	<b>8</b>	<b>9</b> Embroidery Club 10-noon
<b>10</b> <b>FullMoon</b> Beginning Quilt 1-4	<b>11</b> 11:30-3:30 or 6-8:30	<b>12</b>	<b>13</b>	<b>14</b> Knit Pickers' Club 6-8:30 <b>CHQ</b> QuiltShow	<b>15</b> Open Sew1-4 <b>CHQ</b> QuiltShow	<b>16</b> <b>CHQ</b> QuiltShow
17	<b>18</b> <b>Downton Abbey</b> Fix 1-5	<b>19</b>	<b>20</b>	<b>21</b> Hand Applique Club 6-8:30	<b>22</b>	<b>23</b> <b>One Block Wonder</b> 10:30-5
<b>24</b> <b>Pillow Case Party</b> 1-4	<b>25</b> <b>Downton Abbey</b> Fix 1-5	<b>26</b>	<b>27</b>	<b>28</b>	<b>29</b> Friday Nighters 5:30 -?	30