

Favorite quotes from the Dowager Countess of Downton Abbey:

VIOLET, COUNTESS OF GRANTHAM

First electricity, now telephones. Sometimes I feel as if I were living in a--an H.G. Wells novel. But the young are all so calm about change, aren't they? Look at Matthew. I do admire him.

ISOBEL CRAWLEY

Do you?

[Violet looks at Isobel and lowers her glass.]

VIOLET, COUNTESS OF GRANTHAM

What have I done wrong now?

ISOBEL CRAWLEY

Oh. please. Don't pretend Mary's sudden reluctance can't be traced back to you. (Mary's reluctance t marry Mathew)

VIOLET, COUNTESS OF GRANTHAM

Well, I shall pretend it. I told her to take him. Your quarrel is with my daughter Rosamund, not me.

[Isobel finally looks at Violet.]

VIOLET, COUNTESS OF GRANTHAM

So, put that in your pipe and smoke it.



June 13, 2014

Spoiler alert to my family: you're not getting socks for Christmas. I know, you're disappointed, but I've only managed to make one sock so far and while it's cozy and warm and fun to wear, it does has issues.

First, it's only one sock. It needs a mate, one constructed a little better than the first one.

Second, I didn't get all the ribbing in the right spots. I have occasional knits where there should be purls. I hope to correct that on sock #2.

Third, I made the heel wrong. I decreased every row, not every other row. So the heel is a little snug.

Fourth, there's the issue with the toes. I dropped stitches. I don't know how, but there it is. I did. Now I picked them up, but I'm not very good at that part yet so I basically just stuck the dropped loop on a needle and gave it a knit. You've gotta understand that ripping out and restarting is not in my vocabulary. Nor is it in my skill set when it comes to knitting.

So needless to say, my socks aren't ready for prime time. Or Christmas presents yet.

And dear family, you may not get hats, either. I know you're crushed. The first hat I made was too big. So I washed it. Didn't help much. It just got a little shorter, not skinnier. I made the second hat bigger, or I should say longer, so I could roll up the brim. But this hat suffers from the same problem as the first hat. It's a bit big. When I went out to feed horses during the snow storm on Mother's Day, the brim kept falling in my eyes so I couldn't see anything. And when I tried shoving the hat up on my forehead, the wind threatened to rip it off. So I seriously need to adjust my gauge for these projects. (The sock fits, BTW.)

My third hat was working until I ran out of yarn. A friend was headed to the yarn store so I had her buy me some more. When I started using it I thought it was a little thicker, but didn't think much about it until I got to the cuff and switched to the white yarn.

Much lighter weight. I finally figured out I had been knitting in a bulky weight for the body of the hat. Now ordinarily this would not be a problem but the hat was an elf hat, made to drape over with a cute pompom on the end. But my hat unfortunately has a tendency to stand straight up like a dunce's hat. The good news? It fits.

So family -- rest easy. You're probably not getting knitted items at Christmas. This year. I remember when my mom made things for Christmas presents. One year, everyone got fabric stuffed geese. They were cute, but I was a teenager and I always felt a little sorry for the recipients of these gifts. I mean, seriously, are you really going to decorate your house around a stuffed goose? She also made rock people & painted faces on them and rock wall hangings made from stuff collected from vacations (translate: removed illegally from national parks).

She also painted Christmas ornaments and other small canvas items and decorated mouse traps with fake dead mice caught in them, with a tag hanging off that said, "not a creature was stirring, not even a mouse." I thought that was hilarious.

I now cherish all those handmade gifts. My goose is displayed at Christmas, the ornaments hang on the tree and the mousetrap sits conspicuously in a corner. Which means, I'm old enough to know how precious these gifts were and I can also admit that I liked them even when I was a teenager, even if I didn't always say so.

So just a heads up to the family: I'm probably going to turn into that woman who does the commercial for FedEx who has discovered flat rate shipping. She's so excited that she can ship for a flat rate, that she's knitting cozies for everything: the dog, the Christmas tree, the grand kid, the toaster. As her daughter told her over the phone, in flat resigned tone, "Be crazy not too."

I may become that woman, although it may take a while before you all get knitted socks. Or toaster cozies. But you will continue to get quilts even if you've already gotten quilts. You can never have enough quilts. You may never get a stuffed goose - although I do have that pattern..... And I do own a fabric shop.....



WORLD WIDE KNIT IN PUBLIC DAY AND SUPPORT YOUR LOCAL DUCK DERBY WITH PILLOW CASES!

Okay, I'm combining two different events, but it's June. What can you do?

First: WWKIP day. Bring your lawn chairs, knitting, snacks, water and sunscreen to the shop and be prepared to knit in public from 1-5. We'll sit outside the shop and demonstrate our proficiency at knitting. In other words, we'll just sit & knit in public. This is a world wide event that happens each year, for a week. This year from June 14 through June 22. It's the largest knitter run event in the world, according to the WWKIP site, celebrating knitting and other fiber arts. And that's where the quilting part comes in.

Second: Duck Derby. Youth Alternatives holds a Duck Derby during Super Days. We will be selling ducks for you to "adopt" for the event. 1,000 ducks will be available for adoption: A single duck is \$5, a quack of ducks (5) is \$20, and a flock of 'em is \$100 (20). All 1,000 ducks, sold or not, are released and they swim down a slide. The one crossing the finish line first, wins. Essentially that's how it works.

So why adopt a rubber duck, you ask? Proceeds benefit Special Friends and Youth Alternatives. PLUS--there is always a plus -- by adopting a duck you are entered to win all sorts of prizes, from cash awards to movie tickets to restaurants gift cards.

In addition, from 1-5 we're holding a Pillow Case Party to benefit Youth Alternatives & Special Friends. For every pillow case kit sold, Around the Block will donate \$5 to YA & SF. Plus, anyone who makes a pillow case (or two or more) and donates it/them to YA & SF, Around the Block will adopt a duck in your name. We even have duck fabric that would make cute duck pillow cases. All donated pillow cases will be sold at Duck Derby for YA & SF. So how many pillow cases can we make in 4 hours?

And for extra excitement, the Duck may come to the shop on the 14th to help promote Duck Derby. You don't want to miss the Duck.





Bucking Horse and Rider fans!

I got to see the fabric live in person this week. And the Moss and Buckskin fabrics are startling beautiful. And I have learned there is no more to be had. I will be able to order in October for more fabric in all 6 colors, delivery date in May. But if we don't get enough orders placed, for any one color, Hoffman won't be able to print that color.

So if you haven't yet placed an order and want the fabric, don't wait until it gets here. It may sell out before it arrives.

If you want to put the BH&R on backs or borders of quilts, you must think in yardage. 2-3 yards for borders (depending on size of quilt) and 5-10 yards for backing. You may want to make curtains, pillow cases, purses, skirts, chair covers, pillows, aprons, napkins, t-towels.

Call me and let me know approximately how much yardage you want. I have started taking payments now with any pre order. Fabric should arrive in late June, in time for traveling tourists. Just so you know. Price will be \$12.50 per yard.


Left to right: Bison, Saddle, Moss, Buckskin, Palomino, Denim


Yardage still available, 6-6-14:

Bison --sold out; 17 Saddle; 42 Moss; Denim--sold out; 61 Buckskin; 57 Palomino.


WHAT'S NEW!!

From Moda:


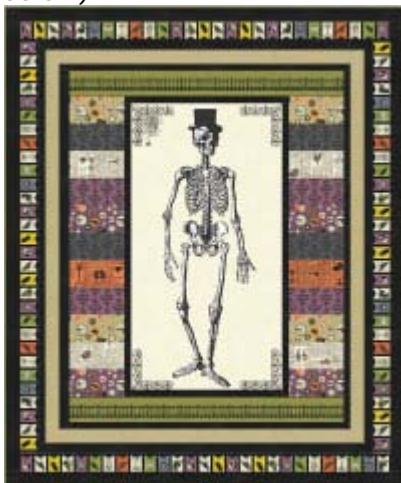




Blenders from Quilting Treasures:



Chillingsworth from Andover: We will be kitting this with a free pattern (first image below):





Bertie's Year: a 12 block pattern set, one for each month. We don't have all the patterns in yet, and I'm still waiting on the fabric. We will kit these once everything gets here. If you are interested in a full set, please let me know.





From Clothworks:



June Classes & Special Events

Abode Challenge Mon. June 2-Aug. 9 \$5 to enter

Make a quilt interpreting the word "abode" and you'll be entered to win a \$25 gift certificate. But there's a catch, as always! You must come into the shop and choose one (free) fat (from a sack, with your eyes closed) to use in your quilt. You must use a recognizable portion of the chosen fat in your quilt. The quilt may be any size and the top must be submitted by August 9. Tops only will qualify. All entries will be displayed in my booth at the Cheyenne Heritage Quilt Show. If you need ideas, just ask.

Beginning Quilting

Sun. 1-4, June 8, 15, 29; July 13, 20, 27; Aug. 10
OR

Wednesdays: 1-4 OR 6-8:30 June 11, 18, 25; July 2, 9, 16, 23, 30

\$65 Barb Boyer

This comprehensive 8-week course will introduce to you almost everything you need to know about piecing a quilt top. Along the way you will learn about color, batting, thread, machines and various techniques to give you the skills to make almost any quilt.

Hand Embroidery Club Sat. June 14, 10-noon FREE Kathy Sconce

(Club normally meets the 2nd Sat. of each month from 10-noon)

This year we're stitching "penny squares" using simple drawings that we create! During class we will draw various designs and stitch them on 5" squares. Each month we will learn new stitches and trade designs and ideas. Then these 5" squares can be made into a sampler quilt, or stitched into a "book" of stitches. You will also make your own notebooks so you can keep your squares, ideas, floss, needles & scissors in one place. You can join anytime.

SATURDAY JUNE 14

WORLD WIDE KNIT IN PUBLIC DAY AND SUPPORT YOUR LOCAL DUCK DERBY WITH PILLOW CASES!

Hand Applique Club

Thursday June 19 6-8:30 free

Every 3rd Thursday, we're getting together to practice our hand applique skills. The Club is open to all skill levels. We want to share what we've learned, find new patterns, and simply just sit and sew. More and more patterns are showing applique work, and while sometimes you can just fuse it down, learning how to hand applique is a wonderful skill that can be carried anywhere you go.

Downton Abbey Fix Mon. June 16, 30; July 21; Aug. 18, 25 1-5 \$20

Work on your Downton Abbey quilts, pillow cases, table runners - you name it. I'll provide assistance on the sampler quilt that I've provided patterns for, but you can work on any project you like.

Friday Nighters Fri. June 27 5:30-? \$10 Barb Boyer

This class will help you get organized for Christmas 2014 -- or just help you get things done. You give me a list of your "to dos" or unfinished projects you want to finish and then each month I check off what you've completed. Trust me. If you need incentive to stay on track, this is it. You can bring your sewing machine or do hand work.

Market Tote Bag Sat. June 28 10:30-4 \$20 Sue Frerich

Make this cute tote bag, just in time for Farmer's Market--we all should be carrying reusable tote bags for all of our shopping. You'll want to make more than one. Pattern is free

July Classes & Special Events

Beginning Quilting

Sun. 1-4, June 8, 15, 29; July 13, 20, 27; Aug. 10

OR

Wednesdays: 1-4 OR 6-8:30 June 11, 18, 25; July 2, 9, 16, 23, 30

\$65 Barb Boyer ongoing

Block of the Month Sat. July 5, 10:30-11:15 FREE

Join at any time. You get a free fat quarter if you come to class with the previous month's completed block. This year we're making a Christmas Quilt -shaped like a tree. Each month will feature a different block, mostly 12" finished blocks.

Monthly Minis First Saturday of the Month, Jan-Dec. 4-6 Barb Boyer \$20 ongoing

One Block Wonder Sat. July 5; Aug. 2 1-5 \$20 Barb Boyer NEW TIME

One Block Wonder quilts are a kaleidoscope styled quilt. They are similar to a Stack & Whack, but cut and constructed a little differently. In the first class we will choose fabric (if you haven't done so already) and we will cut and begin arranging the quilt. In the second class we will finish stitching the rows together and discuss border treatments.

Knit Pickin' Club Thur. July 10, 6-8:30

Every second Thursday, we're getting together to practice our knitting. The Club is open to all skill levels. We want to share what we've learned, find new patterns, and simply just sit and knit. You can start simply by making a dishcloth. Carol will teach you the essentials to get you started. For those of you who already know how to knit, you can still join the club--it's time for you to simply sit & knit & share ideas.

Hand Embroidery Club Sat. July 12, 10-11:30 FREE

(Club normally meets the 2nd Sat. of each month from 10-noon)

This year we're stitching "penny squares" using simple drawings that we create! During class we will draw various designs and stitch them on 5" squares. Each month we will learn new stitches and trade designs and ideas. Then these 5" squares can be made into a sampler quilts, or stitched into a "book" of stitches. You will also make your own notebooks so you can keep your squares, ideas, floss, needles & scissors in one place. You can join anytime.

TENTATIVE: Basic Cast on and Bind Offs Mon. July 15 Carol Moler \$20

We will learn different methods of casting on and binding off. If you need a little help or want to learn a new technique, this is the class for you. Class times will be posted.

Quilt Wyoming, LCCC Campus July 10-12

Park Bench Sampler Thurs. June 12, 26; July 17, 31 Barb Boyer \$20

This quilt uses 2 special rulers, the Hex N' More and the Sidekick rulers. There are 8 different blocks and we will cover 2 blocks per class. In August, we will schedule a finishing class to put the whole quilt together.

Take 5 Cowboy Quilt Sat. July 19, 10:30-5 \$20 Barb Boyer

Take 5 is a fun and fast quilt to make on a Saturday afternoon. And we have lots of new western fabrics that will get you into the mood for Frontier Days - even if you'd rather be on the beach instead of in town. Just kidding. If you need a quick quilt project and have not yet made a Take 5 quilt, this is the perfect quilt class.

Downton Abbey Fix

Mon. June 16, 30; July 21; Aug. 18, 25 1-5 \$20

Work on your Downton Abbey quilts, pillow cases, table runners - you name it. I'll provide assistance on the sampler quilt that I've provided patterns for, but you can work on any project you like.

Hare Brained Jungle Walk Applique Quilt Sat. July 26 , 10-5 \$30 Sue Frerich

Giraffes in high heels? Zebras in snow shoes? Snake on a skateboard? Each jungle animal is decked out in sneakers, roller skates, spats and crocs - for the crocodile, of course. This cute quilt is fused and then you can have fun decorating the shoes with laces and fur.



Friday Nighters Fri. July 25, 5:30-9 \$10 (one time fee for year)

This class will help you get organized for Christmas 2014 -- or just help you get things done. You give me a list of your "to dos" or unfinished projects you want to finish and then each month I check off what you've completed. Trust me. If you need incentive to stay on track, this is it. You can bring your sewing machine or do hand work.

August Classes & Special Events

Block of the Month Sat. Aug. 2, 10:30-11:15 FREE

Join at any time. You get a free fat quarter if you come to class with the previous month's completed block. This year we're making a Christmas Quilt -shaped like a tree. Each month will feature a different block, mostly 12" finished blocks.

Monthly Minis First Saturday of the Month, Jan-Dec. 4-6 Barb Boyer \$20 ongoing

Monday Morning Quilts Aug. 4 Free, if you buy that month's kit Sue Frerich

Each month we will feature quilts from the Fons & Porter Love of Quilting magazine or other fun quilts. From Fons & Porter, we will choose one of the quilts from the magazine and make limited kits. In class, we will show you how to put the quilt together and you will have time to get started. Quilts will be big or small or in between. August's quilt is the cover quilt from the book Sweet and Simple Sewing - it looks like a box of colored pencils.

Beginning Quilting

Sun. 1-4, June 8, 15, 29; July 13, 20, 27; Aug. 10

OR

Wednesdays: 1-4 OR 6-8:30 June 11, 18, 25; July 2, 9, 16, 23, 30
\$65 Barb Boyer ongoing

Hand Embroidery Club Sat. Aug. 9, 10-11:30 FREE Kathy Sconce

(Club normally meets the 2nd Sat. of each month from 10-noon)

This year we're stitching "penny squares" using simple drawings that we create! During class we will draw various designs and stitch them on 5" squares. Each month we will learn new stitches and trade designs and ideas. Then these 5" squares can be made into a sampler quilts, or stitched into a "book" of stitches. You will also make your own notebooks so you can keep your squares, ideas, floss, needles & scissors in one place. Join anytime.

Learn to Felt a Hat! Sat. Aug. 9, 1-5 (ish)

We are still working out the details, but I want to learn to felt a hat and the first step is getting the right materials and patterns. So we are taking a field trip to Laramie for Step 1. Step 2 will be scheduled for September on our regular knitting day, Sept.8, 2nd Monday. Call to the shop for more details.

Knit Pickin' Club Thur. Aug. 14, 6-8:30

Every second Thursday, we're getting together to practice our knitting. The Club is open to all skill levels. We want to share what we've learned, find new patterns, and simply just sit and knit. You can start simply by making a dishcloth. Carol will teach you the essentials to get you started. For those of you who already know how to knit, you can still join the club--it's time for you to simply sit & knit & share ideas.

**Cheyenne Heritage Quilt Show
August 14-16 United Methodist Church**

Knit Pickin' Club Thur. Aug. 14, 6-8:30

Every second Thursday, we're getting together to practice our knitting. The Club is open to all skill levels. We want to share what we've learned, find new patterns, and simply just sit and knit. You can start simply by making a dishcloth. Carol will teach you the essentials to get you started. For those of you who already know how to knit, you can still join the club--it's time for you to simply sit & knit & share ideas.

Downton Abbey Fix Mon. June 16, 30; July 21; Aug. 18, 25 1-5 \$20

Work on your Downton Abbey quilts, pillow cases, table runners - you name it. I'll provide assistance on the sampler quilt that I've provided patterns for, but you can work on any project you like.

Hand Applique Club

Thursday Aug. 21 6-8:30 free

Every 3rd Thursday, we're getting together to practice our hand applique skills. The Club is open to all skill levels. We want to share what we've learned, find new patterns, and simply just sit and sew. More and more patterns are showing applique work, and while sometimes you can just fuse it down, learning how to hand applique is a wonderful skill that can be carried anywhere you go.

Storm at Sea Aug. 23 10:30-5 \$20 Sue Frerich

This classic pattern is one everyone should learn. But we all hesitate because of the dreaded: Triangles. It's really not that hard. Let Sue walk you through making the storm at sea block and you'll have a beautiful, classic quilt for your bed.

Pillow Case Party Sun. Aug. 24 1-4 FREE

If you've never made a pillow case, or just want some time to sew a pillow case, this class is for you. This is a great mother/daughter styled class and pillow cases make great presents!

Friday Nighters Fri. Aug. 29, 5:30-9 \$10 (one time fee for year)

This class will help you get organized for Christmas 2014 -- or just help you get things done. You give me a list of your "to dos" or unfinished projects you want to finish and then each month I check off what you've completed. Trust me. If you need incentive to stay on track, this is it. You can bring your sewing machine or do hand work.

HAND APPLIQUE CLUB

This is a get-together & stitch class. Many of us are trying hand applique these days-- patterns are calling for a lot more applique. The club is designed for quilters who already do some hand applique, but beginners are welcome as well. We will share techniques, suggest patterns, talk about threads and, in general, just stitch. A little quiet time away from the distractions of home is what we need to get our projects done.

HAND EMBROIDERY CLUB

If you want to learn to hand embroider or just brush up your technique, join us on the

second Saturday of the month from 10 to noon. We provide free vintage patterns, and this year we will have free patterns of girls with hats, that you can embroider, embellish and color. Each month Kathy Sconce shows us a new stitch to try, plus, she guides us through thread choices, how to knot, fabrics to use, and tracing techniques.

Knit Pickin' Club

This is another get-together class to sit & knit, work on our projects, share information and get some help. We will share techniques, suggest patterns, but mainly we'll sit & knit (or pick).

Toad Toters

On full moon days (as noted in the calendar) you will get 20% off all purchases (not otherwise discounted) that you can fit in your bag. You must bring your bag to participate.

Full Moon Days: June 13, July 12, Aug. 10

Discount Policy

We will honor only one discount -- whichever is largest. You can't combine a 10% with a 25% discount to get a 35% discount. On this we can't be bribed.

Color of the Month

June Flowers, July Christmas, August Black & White

June 2014

Sunday	Monday	Tuesday	Wednesday	Thursday	Friday	Saturday
1 Closed	2 Monday Morning Quilts 10-2 Tote Bag	3	4	5	6 Open Sew1-4	7 BOM 10:30-11:30 Monthly Minis 4-6
8 Beginning Quilt 1-4	9 Socks, cont. 1:30-3:30 or 6-8:30	10	11 Beginning Quilt 1-4 or Beginning Quilt 6-8:30	12 Knit Pickers' Club 6-8:30 Park Bench Sampler 1-5	13 FullMoon	14 Embroidery Club 10-noon WWKIP and Pillow Case Party 1-5
15 Beginning Quilt 1-4 Father's Day	16 Downton Abbey Fix 1-5	17	18 Beginning Quilt 1-4 or Beginning Quilt 6-8:30	19 Hand Applique Club 6-8:30	20 Open Sew1-4	21
22	23	24	25 Beginning Quilt 1-4 or Beginning Quilt 6-8:30	26 Park Bench Sampler 1-5	27 Friday Nighters 5:30 - ?	28 Market Tote Bag 10:30-4
29 Beginning Quilt 1-4	30 Downton Abbey Fix 1-5					

July 2014

Sunday	Monday	Tuesday	Wednesday	Thursday	Friday	Saturday
		1	2 Beginning Quilt 1-4 or Beginning Quilt 6- 8:30	3	4 Independence Day	5 BOM 10:30-11:30 Monthly Minis 4-6 One Block Wonder 1-5
6 Closed	7	8	9 Beginning Quilt 1-4 or Beginning Quilt 6- 8:30	10 Knit Pickers' Club 6-8:30 Quilt Wyoming	11 Quilt Wyoming	12 Embroidery Club 10-noon FullMoon Quilt Wyoming
13 Beginning Quilt 1-4	14 Basic cast on andbind offs for knitting 1:30- 3:30 or 6-8:30	15	16 Beginning Quilt 1-4 or Beginning Quilt 6- 8:30	17 Hand Applique Club 6- 8:30 Park Bench Sampler 1-5	18 Open Sew1-4	19 Take 5 Cowboy Quilt 10:30-5
20 Beginning Quilt 1-4	21 Downton Abbey Fix 1-5	22	23 Beginning Quilt 1-4 or Beginning Quilt 6- 8:30	24	25 Friday Nighters 5:30 -?	26 Jungle Walk 10:30-5
27 Beginning Quilt 1-4	28	29	30 Beginning Quilt 1-4 or Beginning Quilt 6- 8:30	31 Park Bench Sampler 1-5		

August 2014

Sunday	Monday	Tuesday	Wednesday	Thursday	Friday	Saturday
					1 Open Sew1-4	2 BOM 10:30-11:30 Monthly Minis 4-6 One Block Wonder 1-5
3 Closed	4 Monday Morning Quilts 10-2 Pencil Box Quilt	5	6	7	8	9 Embroidery Club 10-noon Learn to Felt 1-5ish
10 FullMoon Beginning Quilt 1-4	11 1:30-3:30 or 6-8:30 Knitting TBA	12	13	14 Knit Pickers' Club 6-8:30 CHQ QuiltShow	15 Open Sew1-4 CHQ QuiltShow	16 CHQ QuiltShow
17	18 Downton Abbey Fix 1-5	19	20	21 Hand Applique Club 6-8:30	22	23 Storm at Sea 10:30-5
24 Pillow Case Party 1-4	25 Downton Abbey Fix 1-5	26	27	28	29 Friday Nighters 5:30 -?	30