

Favorite quotes from the Dowager Countess of Downton Abbey:

"I'm not being ridiculous. No Englishman would dream of dying in someone else's house - especially somebody they didn't even know."



January 24, 2014

Remember last week when I told you about the wind? Of course you do. How can you forget the wind. It won't let you.

Anyway, on Sunday (it was still really windy) I saw someone out raking his pasture. In the wind. Really. For those of you who don't know about this custom, people out here keep horses in the small enclosures we like to call pastures next to their houses. When you keep dogs in small enclosures you have to constantly pick up after them. When you keep horses in small enclosures-even if that enclosure is 100 by 100 feet, you have to pick up after them as well. But it's a little different.

One way to do this is to ride around on a small tractor, or, in this case, a 4-wheeler, dragging a piece of metal called a rake. A long piece of metal scraping the ground as it's being dragged around works as well. The rake is better because it has several long pieces of metal, each with spikes or teeth around the metal rod. Think of one of those spiky things that medieval people used to swing at each other. Only on a long piece of metal and dragged on the ground. Anyway, this rake then breaks up the horse piles into more manageable bits. It spreads the manure, so to speak. Then the manure will break down into fertilizer or, otherwise disintegrate into the ground. Riding around on a tractor to break up the piles beats picking them up any day.

But not on a windy day. That's what this guy was doing. Spreading manure in the wind. And he wasn't going back & forth, staying on the down side of the wind. He was riding around in circles. I'm smart enough to know not to mow with my riding lawn mower in the wind. Dirt gets in the beer. You can imagine what was getting all over this guy.

And what's worse, it was about 1 p.m. The middle of the Broncos' last game to the super bowl. The championship game. As Ron from the Harry Potter series would say, "He needs to sort out his priorities."

**SPECIAL ORDERS NOTE:
I GOT IN SOME SPECIAL ORDERS FOR MONTHLY
MINIS, SEASONAL SILHOUETTES, XBLOCK AND
THREAD. I DON'T HAVE NAMES OF EVERYONE
WHO WANTED THESE ITEMS. PLEASE GIVE ME A
CALL IF YOU WERE WAITING OR LOOKING FOR
SOMETHING.**

DOWNTON ABBEY RETREAT! MARCH 21-23 NAGEL WARREN MANSION



We are set for Friday March 21 through Sunday March 23. You will be able to check in mid afternoon on Friday and we will plan to leave Sunday mid afternoon. We have 8 king bed rooms reserved. Cost is based upon double occupancy. If you prefer a single room, you will need to let me know very quickly so I can look into booking a different room. Reservations will be made through me and you can secure your spot with a down payment of half the cost. The rest will be due by March 15.

If you need to cancel, I will need to know 30 days in advance. But if something comes up, please talk to me because we might be able to work something out.

We will be sewing in the conference rooms in the basement. There are 3 rooms that can accommodate about 16 sewers. We will be cozy, but I think it will work. I will set up separate tables for cutting and will plan on having 2 irons/boards. If you just want to come to sew, and go home at night to your own bed, I might be able to accommodate that. However, I don't want to get more than 16 sewers. If you are interested in this option, let me know and I'll see what I can work out.

At the retreat, you may sew on any project that you like -- it does not have to be a Downton Abbey Quilt. For those of you sewing your Downton Abbey quilts, though, I will provide instruction for the horizontal quilt (quilt blocks are the ones already on line) plus you will get a set of patterns for the second quilt (the on point quilt with the green alternate blocks).

During the retreat, we will play some games, win some door prizes, watch some episodes of Downton Abbey, take High Tea on Saturday, and sew our socks off!

Included in the cost:

- 2 nights (2 per room) at the Nagel Warren Mansion (such a treat!)
- Sat & Sun breakfast
- High tea on Saturday
- Set of patterns for second quilt
- Door prizes
- Lots of Fun !!!

Lunch and dinners are on our own. There are plenty of fun restaurants downtown. You can also check out what is playing at the Lincoln Center and go to a movie.


Cost per person = \$175. A \$90 deposit will secure your room.

Blocks for the first quilt are posted on line at www.aroundtheblockquilts.com Three blocks are currently posted. I will get 3 more out as soon as I can.

You can find the blocks under the "What's New" tab. Fabric requirements for the quilt are

also given. These blocks will stay posted for a limited time and we'll have them in the store. Price to buy in store is \$1 for one page or \$2 for 2 pages -- to help me cover the costs of the ink.

First Quilt/horizontal



Second quilt/on point



WHAT'S NEW!!

Notions from Checker:

Transfer Eze in 30 packs and 10 packs; threads in all colors; embroidery floss; X block rulers; creative grid rulers; Olfa blades and cutters; thimbles; Omnigrd mini mats; stencils (Christmas -- hey, not my fault these are late); Side Kick rulers; Hex N' More Rulers; and bunches of books: 120 Original Embroidery Designs, Doodle Stitching Motifs, Seasonal Silhouettes, Turning 20 and Pillow Pop.



Our Monthly minis from Patch Abilities (June-Dec + January)







Snow Bud patterns: (we also have these laser cut--let me know if you are interested in the laser cut patterns)



From Timeless Treasures: Flannel. The black Howling Wolves are also in flannel.





From Timeless Treasures



From Alexander Henry



From Moda: Outside In collection



From Moda: Batiks, Color Crush. We also have fat quarter bundles and jelly rolls.



January Classes & Special Events

Valentine Challenge Thur. Jan. 2-Feb. 14 \$5 to enter

Make a Valentine quilt and you'll be entered to win a \$25 gift certificate. But there's a catch! You must come into the shop and choose a candy heart-whatever saying is on the candy heart is the theme your Valentine quilt! Then choose one (free) fat (from a sack, with your eyes closed) to use in your quilt. You must use a recognizable portion of the chosen fat in your quilt. The quilt may be any size and the top must be submitted by Valentine's Day.

Monthly Minis First Saturday of the Month, Jan-Dec. 4-6 Barb Boyer \$20 (free if you buy the kits)

Each month we will feature a snowman, from McKenna Ryan's Snow Buds patterns. The kits will be laser cut, all ready for assembly. You can also choose to make the Snow Buds with your own fabrics. The laser kits will billed month by month. If you are interested in taking this class or buying the laser cut snowmen, please let me know ASAP so I can get them ordered.



**Monday Morning Quilts Jan. 6, Feb.3, Mar. 3, April 7 10-2
Free, if you buy that month's kit**

Each month we will feature quilts from the Fons & Porter Love of Quilting magazine or other fun quilts. From Fons & Porter, we will choose one of the quilts from the magazine and make limited kits. In class, we will show you how to put the quilt together and you will have time to get started. Quilts will be big or small or in between. The first quilt, just because it is January, will be Lost Socks, an easy fusible quilt. We won't completely kit this quilt, but we will have a bundle of flannel fats to get you started. February's quilt will be a kit from Moda in bright jewel tones. March will feature our first Fons & Porter quilt.

**Beginning Quilting Sun. 1-4, Jan. 12, 19, 26; Feb. 9, 16, 23; Mar. 9, 16
OR**

**Wednesdays: 1-4 OR 6-8:30 Jan. 15, 22, 29; Feb. 5, 12, 19, 26; Mar. 5
\$65 Barb Boyer**

This comprehensive 8-week course will introduce to you almost everything you need to know about piecing a quilt top. Along the way you will learn about color, batting, thread, machines and various techniques to give you the skills to make almost any quilt.

Finish Your Monthly Minis Sat. Jan. 18 Barb Boyer

This finishing class is for everyone who participated in last year's Monthly Minis class. We will work on the appliques and choose fabrics for sashing and borders to put the blocks into a quilt.

**Red & Black Star Quilt Sat. Jan. 25 10:30-5 \$20
Barb Boyer**

Strip pieced flying geese make this Star Quilt stunning - as do the polka dots. Make a wall hanging or add more blocks for a bed sized quilt.

**Friday Nighters Fri. Jan. 31 5:30-? \$10
Barb Boyer**

This class will help you get organized for Christmas 2014 -- or just help you get things done. You give me a list of your "to dos" or unfinished projects you want to finish and then each month I check off what you've completed. Trust me. If you need incentive to stay on track, this is it. You can bring your sewing machine or do hand work.

February Classes & Special Events

Block of the Month Sat. Feb. 1, 10:30-11:15 FREE

Join at any time. You get a free fat quarter if you come to class with the previous month's completed block. This year we're making a Christmas Quilt -shaped like a tree. Each month will feature a different block, mostly 12" finished blocks.

Make it Do (Use it Up, Wear it Out, Make it Do or Do Without) Sat. Feb. 1, Mar. 1, April 5 and May 3 ongoing

Monthly Minis First Saturday of the Month, Jan-Dec. 4-6 Barb Boyer \$20 (free if you buy the kits)

Each month we will feature a snowman, from McKenna Ryan's Snow Buds patterns. The kits will be laser cut, all ready for assembly. You can also choose to make the Snow Bud with your own fabrics. The laser kits will billed month by month.

Monday Morning Quilts Feb.3, Mar. 3, April 7 10-2

Free, if you buy that month's kit

Each month we will feature quilts from the Fons & Porter Love of Quilting magazine or other fun quilts. From Fons & Porter, we will choose one of the quilts from the magazine and make limited kits. In class, we will show you how to put the quilt together and you will have time to get started. Quilts will be big or small or in between. **February's quilt will be a kit from Moda in bright jewel tones.** March will feature our first Fons & Porter quilt.

Beginning Quilting Sun. Feb. 9, 16, 23

OR

Wednesdays: 1-4 OR 6-8:30 Feb. 5, 12, 19, 26 on going

Beyond the Basics: Paper Piecing Thurs. Feb. 6, 1-3, \$20 Barb Boyer

Learn the basics of paper piecing. We will have some simple designs to choose from that can be turned into a mug rug, ornament, or small wall hanging. This is a technique class intended to teach you the basics of paper piecing.

Back Basting Applique Wed. Feb. 6, 6-8:30

Sandra Freeburg \$25

Back basting is a template free method of needle turn applique. No slippery freezer paper or chalked lines on top that never seem to get turned under quite right. This method is especially great for traveling, because your pieces will be basted onto your background -- no need for pins to get in the way. This class is great for beginners and all levels of appliquers. Don't let hand applique frustrate you. It's really easy and relaxing!

Hand Embroidery Club Sat. Feb. 8, 10-11:30 FREE

(Club normally meets the 2nd Sat. of each month from 10-noon)

This year we're stitching "penny squares" using simple drawings that we create! During

class we will draw various designs and stitch then on 5" squares. Each month we will learn new stitches and trade designs and ideas. Then these 5" squares can be made into a sampler quilts, or stitched into a "book" of stitches. You will also make your own notebooks so you can keep your squares, ideas, floss, needles & scissors in one place. You can join anytime.

Rag Quilt-Cabin in the Woods Sat. Feb. 8, 1-5

Jo Sunderman \$20

This class is great for beginners. Jo will guide you through the steps of putting the blocks together. She's used a Cabin in the Woods panel as a specialty block for her sample, but you can choose any fabric you want. We have some beautiful flannels that will make a great cozy winter rag quilt. This is a quilt-as-you-go quilt, so when your blocks are finished, so is your quilt!

Learn to Twist & Knit -- Cowls Mon. Feb 10 1:30-3:30 or 6-8:30 \$20 Carol Moler

Learn to knit a Cowl, using bulky yarn. This Cowl requires knitting in the round, and twisting your work to create a special drape.

Beyond the Basics: Bias Half Square Triangles Thurs. Feb. 13, 1-3, \$20 Barb Boyer

Learn the basics of making half square triangles from bias strips. This is my favorite way to make half square triangles, when I have lots to make.

Knit Pickin' Club Thur. Feb. 13, 6-8:30

Every second Thursday, we're getting together to practice our knitting. The Club is open to all skill levels. We want to share what we've learned, find new patterns, and simply just sit and knit. You can start simply by making a dishcloth. Carol will teach you the essentials to get you started. For those of you who already know how to knit, you can still join the club--it's time for you to simply sit & knit & share ideas.

Ruffles & Ruffles Quilt Sat. Feb. 15, 10:30-5 \$20 Barb Boyer

Just think cute! Sew ruffle upon ruffle upon ruffle until you have a cute girl's quilt, all in pink, white & black - or any colors you choose. The sample quilt features volleyball, softball, basketball and softball fabrics.

Jelly Roll Race Mon. Feb. 17 10:30-5 \$20 Barb Boyer

Ready, Set, Stitch! Well, you don't have to race if you don't want to. This is a quick & easy quilt made from 2 ½" strips - you can either purchase ready cut strips or cut your own. And that's all you use, just strips (unless you want to add a few accent pieces). If you haven't made a Jelly Roll Race quilt, they are lots of fun and we have lots of fun 2½" strip precuts just waiting to be used.

Beyond the Basics: Inset Seams-Attic Windows

Thurs. Feb. 20, 1-3, \$20 Barb Boyer

From attic windows, to mitered borders to lone star quilts, inset seams are a must to master. Learn the basics of inseting seams, the "Y" seam construction, while making a small attic window block.

Hand Applique Club

Thursday Feb. 20 6-8:30 free

Every 3rd Thursday, we're getting together to practice our hand applique skills. The Club is open to all skill levels. We want to share what we've learned, find new patterns, and simply just sit and sew. More and more patterns are showing applique work, and while sometimes you can just fuse it down, learning how to hand applique is a wonderful skill that can be carried anywhere you go.

Design Challenge Sat. Feb. 22, 10:30-5 \$25 Barb Boyer

What would happen if I did this??? Working with just one block, you will discover all the various ways to turn & twist the block to create exciting quilt designs. You can either work from graph paper or experiment with the E-Quilt software. If you have a laptop and the E-Quilt software, I will help you design your quilt on your computer. I will also demonstrate how to design using the software on my computer. After your quilt is designed, then you will choose your fabric and start cutting & stitching. Once your quilts are done we will display the finished quilts in the classroom (probably sometime this summer). If you've ever wanted to design your own quilts, this is a perfect way to begin!

Beyond the Basics: Flying Geese

Thurs. Feb. 27, 1-3, \$20 Barb Boyer

Using the Flying Geese Ruler, learn to make 4 flying geese at the same time. If you've ever wanted to put a flying geese border on a quilt, but thought it was too much work, learn to use this ruler and it will make flying geese constructions a snap!

Friday Nighters Fri. Feb. 28, 5:30-9 \$10 (one time fee for year)

This class will help you get organized for Christmas 2014 -- or just help you get things done. You give me a list of your "to dos" or unfinished projects you want to finish and then each month I check off what you've completed. Trust me. If you need incentive to stay on track, this is it. You can bring your sewing machine or do hand work.

January 2014						
Sunday	Monday	Tuesday	Wednesday	Thursday	Friday	Saturday
			1 Closed	2 Valentine Challenge	3 Open Sew 1-4	4 BOM 10:30-11:30 Make it Do 1-3 Monthly Minis 4-6
5 Closed	6 Monday Morning Quilts 10-2	7	8	9 Knit Pickers' Club 6-8:30	10	11 Embroidery Club 10-noon Sidelights Quilt 1-5
12 Beginning Quilt 1-4	13 Learn to Read Knits & Purls-Scarf 1:30-3:30 OR 6-8:30	14	15 Beginning Quilt 1-4 or Beginning Quilt 6-8:30	16 Hand Applique Club 6-8:30 FullMoon	17 Open Sew 1-4	18 Complete Monthly Minis (ongoing class) 10:30-5
19 Beginning Quilt 1-4	20 BJ Designs (animal quilts) 10:30-5 M L King Day	21	22 Beginning Quilt 1-4 or Beginning Quilt 6-8:30	23 Hand Piecing 1-3	24	25 Red & Black Star Quilt 10:30-5

February 2014

Sunday	Monday	Tuesday	Wednesday	Thursday	Friday	Saturday
						1 BOM 10:30-11:30 Make it Do 1-2 Monthly Minis 4-6
2 Closed	3 Monday Morning Quilts 10-2	4	5 Beginning Quilt 1-4 or Beginning Quilt 6-8:30	6 Beyond Basics: Paper Piecing 1-3 Back Basting 6-8:30	7 Open Sew1-4	8 Embroidery Club 10-noon Cabin in the Woods Rag Quilt 1-5
9 Beginning Quilt 1-4	10 Learn to Twist- Knit a Cowl 1:30-3:30 OR 6- 8:30	11	12 Beginning Quilt 1-4 or Beginning Quilt 6-8:30	13 Beyond Basics: Bias Half Square Triangles 1-3 Knit Pickers' Club 6-8:30	14 Valentine's Day FullMoon	15 Ruffle Quilt 10:30-5
16 Beginning Quilt 1-4	17 Jelly Roll Race 10:30-5 Presidents' Day	18	19 Beginning Quilt 1-4 or Beginning Quilt 6-8:30	20 Beyond Basics: Inset Seams 1- 3 Hand Applique Club 6- 8:30	21 Open Sew1-4	22 Design Challenge 10:30- 5
23 Beginning Quilt 1-4	24	25	26 Beginning Quilt 1-4 or Beginning Quilt 6-8:30	27 Beyond Basics: Flying Geese 1-3	28 Friday Nighters 5:30 -?	