

Favorite quotes from the Dowager Countess of Downton Abbey:

"Edith, you're a lady. Not Toad of Toad Hall." In reference to Edith wanting to learn to drive.



January 17, 2014

Okay, we need to talk about the elephant in the room. I avoided it last week, hoping it would go away. But it hasn't.

Yes, I'm talking about the wind. Coming home Monday night the interstate sign suggested trying to find an alternate route if you were heading north. That's a little disconcerting because there really isn't an alternate route north. There is another road going north, but it's only about 5 miles east of the interstate. I'm betting it's not a lot less windy over there.

Apparently the department of transportation, or whoever rules the roads, has decided to implement a high wind protocol: Over 65 mph and the interstate is shut down. Now that actually makes some sense because cars, trailers, anything pulling anything and semis get blown off the road once the gusts get over 60 or so. You'd think drivers would get it figured out, but apparently not. So to avoid the accidents, DOT is now just shutting down the interstate. Hence the alternate route advice.

I'm convinced the wind blew away the Northern Lights we were supposed to be able to see last week. The only night we didn't have wind was Saturday, and it was cloudy. So even if the Northern Lights had stuck around that long, we still wouldn't have been able to see them.

Now don't go getting all technical on me. Of course the wind didn't blow away the Northern Lights. But who in their right mind would have stood outside in 60 mph wind for several hours on the off chance of catching a glimpse, hoping against hope you've chosen the right 5-8 minutes that the Lights might show up. I, of course, didn't stand outside. I looked out my north window and watched the wind beat the bushes against the side of the house. Now I did dream I saw the Northern Lights and when I woke up I almost convinced myself it was real. So maybe that counts.

The problem with the wind is you do get used to it. You automatically open doors against the wind, you park at the right angles when you can so the car doors won't break your legs when the wind slams the door shut before you can get out, you don't carry anything large enough to catch the wind because you don't want to end up in Nebraska, you chain up trash cans - especially the ones on wheels, and you're careful not to drive too fast on the Interstate over hills unless you want to know what it feels like to fly. In a car.

But the wind has gone on too long this time. People are getting edgy. They say, "Don't blow away," when someone goes out the door. It's a constant topic of conversation. Sinuses are acting up (at least mine). And Becca is more worried than normal (my mini Australian Shepherd).

But Wyomingites are resilient. We look on the positive side of things. For example, I asked

a customer yesterday if she knew when the wind was supposed to stop, and without missing a beat she said, Summer 2015.

So on the bright side, at least it's not snowing.

And it's not below zero.

Like I said. Positive thinking.

Don't forget about the Valentine Challenge!

It costs \$5 to enter and you get a free fat quarter to get you started. You must use a recognizable portion of the chosen fat in your quilt. The quilt may be any size and the top must be submitted by Valentine's Day. The catch?

You must come into the shop and choose a candy heart-whatever saying is on the candy heart is the theme your Valentine quilt! The winning quilt receives a \$25 gift certificate -- plus you'll have a quilt for Valentine's Day (only the top is needed for submission).

AND DON'T FORGET!

Make it Do (Use it Up, Wear it Out, Make it Do or Do Without) Sat. Jan. 4, Feb. 1, Mar. 1, April 5 and May 3 \$30 Barb Boyer

You have a limited supply of fabrics: Now, how many quilts can you make? Your fabrics will be limited to 30 of the ugliest, strangest, weirdly colored fat quarters that you can find, plus 10 fats that I will provide, plus 5 yards of background fabrics. Over the next 4 months, your challenge is to make as many quilts from this supply of fabrics. At the end, in May, we will have 2 winners: The person who made the most quilts and the person who used up the most fabrics (who had the least left, in other words). Come to the first class for more details. If you're interested, join up.

NEWS!

McKenna Ryan's Snow Bubs are here! Come take a look!



DOWNTON ABBEY RETREAT! MARCH 21-23 NAGEL WARREN MANSION

We are set for Friday March 21 through Sunday March 23. You will be able to check in mid afternoon on Friday and we will plan to leave Sunday mid afternoon. We have 8 king bed rooms reserved. Cost is based upon double occupancy. If you prefer a single room, you will need to let me know very quickly so I can look into booking a different room. Reservations will be made through me and you can secure your spot with a down payment of half the cost. The rest will be due by March 15.

If you need to cancel, I will need to know 30 days in advance. But if something comes up,

please talk to me because we might be able to work something out.

We will be sewing in the conference rooms in the basement. There are 3 rooms that can accommodate about 16 sewers. We will be cozy, but I think it will work. I will set up separate tables for cutting and will plan on having 2 irons/boards. If you just want to come to sew, and go home at night to your own bed, I might be able to accommodate that. However, I don't want to get more than 16 sewers. If you are interested in this option, let me know and I'll see what I can work out.

At the retreat, you may sew on any project that you like -- it does not have to be a Downton Abbey Quilt. For those of you sewing your Downton Abbey quilts, though, I will provide instruction for the horizontal quilt (quilt blocks are the ones already on line) plus you will get a set of patterns for the second quilt (the on point quilt with the green alternate blocks).

During the retreat, we will play some games, win some door prizes, watch some episodes of Downton Abbey, take High Tea on Saturday, and sew our socks off!

Included in the cost:

2 nights (2 per room) at the Nagel Warren Mansion (such a treat!)
Sat & Sun breakfast
High tea on Saturday
Set of patterns for second quilt
Door prizes
Lots of Fun !!!

Lunch and dinners are on our own. There are plenty of fun restaurants downtown. You can also check out what is playing at the Lincoln Center and go to a movie.


Cost per person = \$175. A \$90 deposit will secure your room.

Blocks for the first quilt are posted on line at www.aroundtheblockquilts.com Three blocks are currently posted. I will get 3 more out as soon as I can.

You can find the blocks under the "What's New" tab. Fabric requirements for the quilt are also given. These blocks will stay posted for a limited time and we'll have them in the store. Price to buy in store is \$1 for one page or \$2 for 2 pages -- to help me cover the costs of the ink.


First Quilt/horizontal

Second quilt/on point

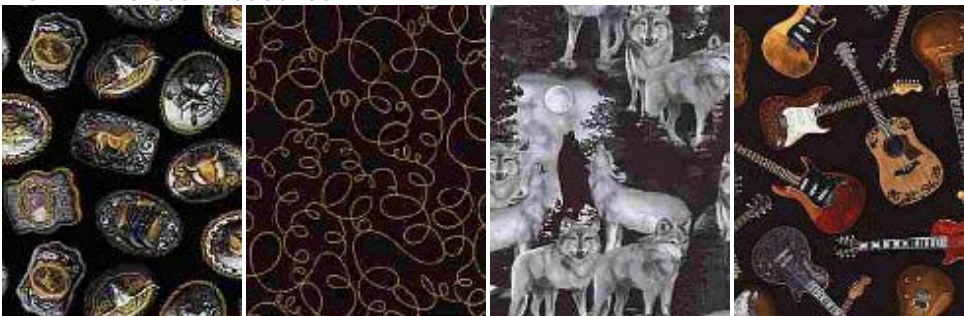


WHAT'S NEW!!

From Timeless Treasures: Flannel
The black Howling Wolves are also
in flannel.




From Timeless Treasures



From Alexander Henry



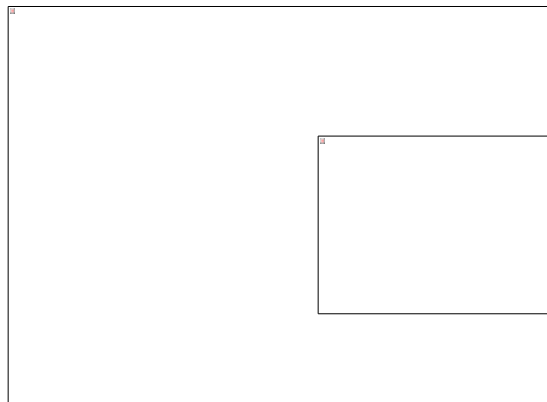

From Moda: Outside In collection



From Moda: Batiks, Color Crush. We also have fat quarter bundles and jelly rolls.



From Quilting Treasures



Elle: From Quilting Treasures:





From a new company called Blend:



January Classes & Special Events

Valentine Challenge Thur. Jan. 2-Feb. 14 \$5 to enter

Make a Valentine quilt and you'll be entered to win a \$25 gift certificate. But there's a catch! You must come into the shop and choose a candy heart-whatever saying is on the candy heart is the theme your Valentine quilt! Then choose one (free) fat (from a sack, with your eyes closed) to use in your quilt.

You must use a recognizable portion of the chosen fat in your quilt. The quilt may be any size and the top must be submitted by Valentine's Day.

Monthly Minis First Saturday of the Month, Jan-Dec. 4-6 Barb Boyer \$20 (free if you buy the kits)

Each month we will feature a snowman, from McKenna Ryan's Snow Buds patterns. The kits will be laser cut, all ready for assembly. You can also choose to make the Snow Buds with your own fabrics. The laser kits will billed month by month. If you are interested in taking this class or buying the laser cut snowmen, please let me know ASAP so I can get them ordered.



**Monday Morning Quilts Jan. 6, Feb.3, Mar. 3, April 7 10-2
Free, if you buy that month's kit**

Each month we will feature quilts from the Fons & Porter Love of Quilting magazine or other fun quilts. From Fons & Porter, we will choose one of the quilts from the magazine and make limited kits. In class, we will show you how to put the quilt together and you will have time to get started. Quilts will be big or small or in between. The first quilt, just because it is January, will be Lost Socks, an easy fusible quilt. We won't completely kit this quilt, but we will have a bundle of flannel fats to get you started. February's quilt will be a kit from Moda in bright jewel tones. March will feature our first Fons & Porter quilt.

**Beginning Quilting Sun. 1-4, Jan. 12, 19, 26; Feb. 9, 16, 23; Mar. 9, 16
OR
Wednesdays: 1-4 OR 6-8:30 Jan. 15, 22, 29; Feb. 5, 12, 19, 26; Mar. 5
\$65 Barb Boyer**

This comprehensive 8-week course will introduce to you almost everything you need to know about piecing a quilt top. Along the way you will learn about color, batting, thread, machines and various techniques to give you the skills to make almost any quilt.

Finish Your Monthly Minis Sat. Jan. 18 Barb Boyer

This finishing class is for everyone who participated in last year's Monthly Minis class. We will work on the appliques and choose fabrics for sashing and borders to put the blocks into a quilt.

Dakota or Lobo or Morley or Randolph Mon. Jan 20, 10:30-5 \$20
This is a 1) fusible 2) machine appliqued and 3) a pieced wall hanging. These make great gifts and are fun to put together. You can choose any of the patterns you want (bear, moose, reindeer, lobo, bison, horse and others) and you can use your own fabrics or buy one of our kits. The kits are good sellers and we have a hard time keeping them in stock.

**Hand Piecing Thur. Jan. 23, 1-3 \$25
Sandra Freeburg**

Learn to hand piece straight lines, curves & inset seams. Very portable, doesn't need electricity, can sew anywhere, and it's easy to tote. Your mothers



and grandmothers pieced by hand-this is an art form we don't want to lose. Stay connected with tradition and learn to hand piece.

Red & Black Star Quilt Sat. Jan. 25 10:30-5 \$20

Barb Boyer

Strip pieced flying geese make this Star Quilt stunning - as do the polka dots. Make a wall hanging or add more blocks for a bed sized quilt.

Friday Nighters Fri. Jan. 31 5:30-? \$10

Barb Boyer

This class will help you get organized for Christmas 2014 -- or just help you get things done. You give me a list of your "to dos" or unfinished projects you want to finish and then each month I check off what you've completed. Trust me. If you need incentive to stay on track, this is it. You can bring your sewing machine or do hand work.

January 2014

Sunday	Monday	Tuesday	Wednesday	Thursday	Friday	Saturday
			1 Closed	2 Valentine Challenge	3 Open Sew 1-4	4 BOM 10:30-11:30 Make it Do 1-3 Monthly Minis 4-6
5 Closed	6 Monday Morning Quilts 10-2	7	8	9 Knit Pickers' Club 6-8:30	10	11 Embroidery Club 10-noon Sidelights Quilt 1-5
12 Beginning Quilt 1-4	13 Learn to Read Knits & Purls-Scarf 1:30-3:30 OR 6-8:30	14	15 Beginning Quilt 1-4 or Beginning Quilt 6-8:30	16 Hand Applique Club 6-8:30 Full Moon	17 Open Sew 1-4	18 Complete Monthly Minis (ongoing class) 10:30-5
19 Beginning Quilt 1-4	20 BJ Designs (animal quilts) 10:30-5 ML King Day	21	22 Beginning Quilt 1-4 or Beginning Quilt 6-8:30	23 Hand Piecing 1-3	24	25 Red & Black Star Quilt 10:30-5