



Fall 2014

Welcome to Fall! We have a lot of new things on the schedule, from learning to use different rulers (Hex n' More, Sidekick and Quick Curve) to English Paper Piecing to working with diamonds. We are also scheduling an in service day for your machines: Chris Blakeman from Blakeman Vacuum and Sewing is coming to the shop to service our machines. If your machine needs tuning up, be sure to get on the schedule.

The new Downton Abbey collection will arrive in November, and I'll start taking preorders for the fabrics in September. I'll also be putting out new blocks on the website for the next Downton Abbey Quilt. We can also reorder the Bucking Horse & Rider fabric, so look for announcements about that.

The schedule is subject to change-meaning adding some extra events into the mix. I'll send out notices in the weekly newsletters. Look for a Mystery Class in December!

We are offering more classes during the day and open sews where you can bring machines or just do hand work on Friday afternoons. And check out the Finish Your Quilt sale days (first Saturday of the month) when we will give you a 20% discount on backing, binding and/or batting -- you've got to bring in your finished top, though, for show & tell.

And don't forget about hand applique, hand quilting and back basting. We don't have them specifically on the calendar this fall, but Sandra will teach the classes if you're interested. Just give a call and we'll get a class scheduled.

Happy quilting!

## CLASSES

### SALES

20%

SEPTEMBER

Color/month - BROWNS/TAUPES

OCTOBER

Color/month - ORANGE

NOVEMBER

Color/month - GREEN

DECEMBER

Color/month - FLANNEL

If you take the end of bolt of any fabric, you can get 20% off the purchase.

SEE CLASS CALENDAR OR BELOW FOR OTHER ONE DAY SALES

END OF BOLT

### DOWN THE HALL SALE

All flats marked with dot - \$5.00/yd

All flannels and batiks marked with dot - \$5.50

### Full Moons

September 9

October 8

November 6

December 6

(These are the Toad Toter day sales (20% off all purchases

## September Classes & Special Events

**Monday Morning Quilts September 1 10-2**

**Free, if you buy that month's kit**

Each month we will feature quilts from the Fons & Porter Love of Quilting magazine or other fun quilts. We will choose one of the quilts from the magazine and make limited kits. In class, we will show you how to put the quilt together and you will have time to get started. Quilts will be big or small or in between. September quilt is the Lady Bug Quilt from the Fons & Porter magazine.



**Finish Your Quilt Sale Sept 6, Oct 4, Nov 1, Dec 6**  
Bring your finished quilt top to the store, and we'll help you find the perfect back and binding. Plus, we'll give you 20% off your backing, binding and/or batting. It's time to finish your quilts!

**Block of the Month Sat. September 6, 10:30-11:15 FREE**

**Barb Boyer**

Join at any time. You get a free fat quarter if you come to class with the previous month's completed block. This year we're making a Christmas Quilt -shaped like a tree. Each month will feature a different block.

**Monthly Minis First Saturday of the Month, Jan-Dec. 4-6 ongoing**

**Learn to Felt Part II, cont. Mon. Sept 8, 1:30-3:30 OR 6-8:30 \$20 Carol Moler**

We'll finish our felted projects by actually felting them! Contact store for more details.


**Beginning Quilting Sun. 1-4, Sept 14, 21, 28; Oct 12, 19, 26; Nov. 9, 16**

**OR**

**Wednesdays: 1-4 OR 6-9 Sept 10, 17, 24; Oct 1, 8, 15, 22, 29**

**\$65 Barb Boyer**

This comprehensive 8-week course will introduce to you almost everything you need to know about piecing a quilt top. Along the way you will learn about color, batting, thread, machines and various techniques to give you the skills to make almost any quilt.



**Knit Pickin' Club Thurs. Sept 11, 6-8:30**

**Carol Moler**

Every second Thursday, we're getting together to practice our knitting. The Club is open to all skill levels. We want to share what we've learned, find new patterns, and simply just sit and knit. You can start simply by making a dishcloth. Carol will teach you the essentials to get you started. For those of you who already know how to knit, it's time for you to simply sit & knit & share ideas.

**Hand Embroidery Club Sat. Sept 13, 10-noon FREE**

**Kathy Sconce**

(Club normally meets the 2nd Sat. of each month from 10-noon)

you can stuff into your Toad Toter Bag.) Toad Toter bags are available now.)

## HOURS

**M-S 10-6**

Extended hours  
Wed to 8:00

Sundays 1-5

Closed: Sun.  
Sept. 7; Sun.  
Oct. 5; Sun. Nov.  
3, 27; Sun. Dec.  
7, 24-25, 28.

**Open sew days:**

You can bring your machine or do handwork, your choice.

Sept. 5 & 19, 1-4

Oct. 3 & 17, 1-4

Nov. 7 & 21, 1-4

Dec. 5 & 19, 1-4

## FINISH YOU QUILT SALE

First Saturday of each month.

Bring your finished quilt top to the store and purchase your backing or batting or binding or all three for 20% off! But you **MUST** bring your finished quilt top.


.  
. .  
. .  
. .  
. .

This year we're stitching "penny squares" using simple drawings that we create! During class we will draw various designs and stitch them on 5" squares. Each month we will learn new stitches and trade designs and ideas. Then these 5" squares can be made into a sampler quilt, or stitched into a "book" of stitches. You will also make your own notebooks so you can keep your squares, ideas, floss, needles & scissors in one place. You can join anytime.

**Park Bench Sampler Sat. Sept 13, Oct 11, Nov 8**

**Barb Boyer \$20**

This quilt uses 2 special rulers, the Hex N' More and the Sidekick rulers. There are 8 different blocks and we will cover 2 blocks per class. In December or January, we will schedule a finishing class to put the whole quilt together.



**English Paper Piecing**

**Mon. Sept 15, Oct 20, Nov 17, Dec 15, 1-3 Barb Boyer \$20**

English paper piecing dates back to the early 1800s. It is a hand sewing method that uses paper templates to help sew complex angles together, like hexagons. Any number of different designs can be made, Garden. The new Downton Abbey line is English paper piecing method. We'll get templates, and then move on to larger methods & tools of paper piecing.




including Grandmother's Flower showing a hexie quilt, using the started on a purse using iron on quilts and learn different

**Underground Railroad Quilt**

**Thurs Sept 18; Oct 9, 16; Nov 13, 20; Dec 11, 18 1-4 Barb Boyer \$25**

To celebrate the ending of the Civil War, we will make a sampler quilt featuring 15 different blocks from the Eleanor Burns book, The Underground Railroad. We'll explore a little history during class and learn to make the blocks at the same time.



**Hand Applique Club**

**Thursday Sept 18 6-8:30 free**

Every 3rd Thursday, we're getting together to practice our hand applique skills. The Club is open to all skill levels. We want to share what we've learned, find new patterns, and simply just sit and sew. More and more patterns are showing applique work, and learning how to hand applique is a wonderful skill that can be carried anywhere you go.

**Horse Kicking at Snake Sat. Sept 20, noon-5 \$20**

This quilt is all pieced using squares, rectangles and the 45 flip method of sewing (think flying geese). Pattern will be provided in class. It makes a wonderful wall hanging or it can be expanded into a bed sized quilt.

**Machine Servicing Mon Sept 22, 10-6**

Chris Blakeman from Blakeman Vacuum and Sewing will come to the shop to service machines! We are hoping to be able to handle up to 20 machines, but I'll keep you posted. For now, I will start a list, first come first served, of everyone who wants a sewing machine serviced. Pricing will depend

upon machine, but more details will follow. Machines can be dropped off at the shop on Sunday between 4-5 (please no earlier) and on Monday after 10. Machines will need to be picked up no later than noon on Tuesday, unless other arrangements are made (we don't have the room to store machines). Let me know if you are interested!

### Circle Purse Thur Sept 25, 10:30-4 Jo Sunderman \$20

This one pattern has three variations of the Circle Bag, the 8-inch Circle Bag A with slide closure, the 10-inch Circle Bag B with double asymmetrical flaps, or the 12-inch Circle Bag C with the half log cabin block and slide closure. You can make the bags in one fabric, or mix and match fabrics for the bag outside, lining/reverse side, and gussets.



### Friday Nighters Fri. Sept 26 5:30-? \$10 Barb Boyer

This class will help you get organized for Christmas 2014 -- or just help you get things done. You give me a list of your "to dos" or unfinished projects you want to finish and then each month I check off what you've completed. Trust me. If you need incentive to stay on track, this is it. You can bring your sewing machine or do hand work.

### Mr. Chillingsworth Sat Sept 27, 10:30-5 \$20 Barb Boyer

Rattle them bones! This cute skeleton wall hanging is perfect for Halloween, and by starting it now, you will have it finished and ready for Halloween decorating. We have kits!



### Knitting with Expert Knitter Astri Mon Sept 29 Time tba

Carol Moler's sister, Astri, is visiting from Norway and is coming to the shop to sit and knit and answer questions, anything from best yarn and gauge for sock knitting, how to handle holes in your gussets, cabling tricks, best cast ons and bind offs, and anything else you may be having trouble with. (What I listed are just a few of my trouble areas.) So bring your knitting, sit and talk, ask questions and watch an expert at work.

## October Classes & Special Events

Beginning Quilting Sun. 1-4, Oct12, 19, 26; Nov.9, 16

OR

Wednesdays: 1-4 OR 6-8:30 Oct1, 8, 15, 22, 29

\$65 Barb Boyer ongoing

### Finish Your Quilt Sale Oct 4, Nov 1, Dec 6

Bring your finished quilt top to the store, and we'll help you find the perfect back and binding. Plus, we'll give you 20% off your backing, binding and/or batting. It's time to finish your quilts!

### Block of the Month Sat. Oct 4, 10:30-11:15 FREE

Join at any time. You get a free fat quarter if you come to class with the previous month's completed block. This year we're making a Christmas Quilt -shaped like a tree. Each month will feature a different block.

**Christmas Row Quilt Sat. Oct. 4, Nov. 1, Dec. 6 1-3 and Dec 13 1-5 \$20 Barb Boyer**

We'll make this cute and easy (fusible, mostly) wall hanging row by row, month by month, completing the quilt in time for Christmas. October we will make stockings; November ornaments, December 6, lights and presents, and Dec. 13 the final border.



**Monthly Minis First Saturday of the Month, Jan-Dec. 4-6 Barb Boyer \$20 ongoing**

**Monday Morning Quilts Oct 6 10-2**  
Free, if you buy that month's kit

Each month we will feature quilts from the Fons & Porter Love of Quilting magazine or other fun quilts. We will choose one of the quilts from the magazine and make limited kits. In class, we will show you how to put the quilt together and you will have time to get started. Quilts will be big or small or in between. October's quilt is a table runner from the Fons & Porter magazine (same one as the Lady Bug issue).

**ABCs of Binding Tues. Oct 7, 10:30-noon \$20**  
Jo Sunderman

Learn the ins and outs of selecting binding, cutting binding and applying binding. It's easier than you think. If you have a project you are working on, be sure to bring it to class for some hands on advice. Also, bring paper to take notes and a fat quarter for practice.

**Underground Railroad Quilt -- ongoing**  
**Thurs Oct 9, 16; Nov 13, 20; Dec 11, 18 1-4 Barb Boyer \$25**

To celebrate the ending of the Civil War, we will make a sampler quilt featuring 15 different blocks from the Eleanor Burns book, The Underground Railroad. We'll explore a little history during class and learn to make the blocks at the same time.

**Knit Pickin' Club Thur. Oct 9, 6-8:30**

Every second Thursday, we're getting together to practice our knitting. The Club is open to all skill levels. We want to share what we've learned, find new patterns, and simply just sit and knit. You can start simply by making a dishcloth. Carol will teach you the essentials to get you started. For those of you who already know how to knit, it's time for you to simply sit & knit & share ideas.

**Go With the Flow Fri Oct 10, 10:30-3 Jo Sunderman \$20**

This is a wonderful geometric modern quilt. It is a perfect fat quarter quilt and looks stunning done with contrasting batiks. The simple blocks going in different directions give this quilt a lot of movement.



**Hand Embroidery Club Sat. Oct 11, 10-11:30 FREE**

(Club normally meets the 2nd Sat. of each month from 10-noon)

This year we're stitching "penny squares" using simple drawings that we create! During class we will draw various designs and stitch them on 5" squares. Each month we will learn new stitches and trade designs and ideas. Then these 5" squares can be made into a sampler quilts, or stitched into a "book" of stitches. You will also make your own notebooks so you can keep your squares, ideas, floss, needles & scissors in one place. You can join anytime.

**Park Bench Sampler Sat. Oct 11, Nov 8 Barb Boyer \$20 ongoing**

This quilt uses 2 special rulers, the Hex N' More and the Sidekick rulers. There are 8 different blocks

and we will cover 2 blocks per class. In December or January, we will schedule a finishing class to put the whole quilt together.

**Learn to knit cables! Mon. Oct 13 1:30-3:30 OR 6-8:30 \$20**  
**Carol Moler**

Learn to cable! The plan is to teach the art of cabling -- in a scarf. If you don't want to make something as long as a scarf, we will have some other patterns (maybe a fingerless glove) or you can do a cable in a sock, or just learn the technique by making a swatch or potholder.

**Hand Applique Club**  
**Thursday Oct 16 6-8:30 free**

Every 3rd Thursday, we're getting together to practice our hand applique skills. The Club is open to all skill levels. We want to share what we've learned, find new patterns, and simply just sit and sew. More and more patterns are showing applique work, learning how to hand applique is a wonderful skill that can be carried anywhere you go.

**Monthly Mini Catch up Day! Sat. Oct 18, 10:30-5**

For everyone in the Snow Buds monthly mini class, we will use this day as a catch up day - work on your blocks, do your applique, finish your embellishments

**English Paper Piecing**  
**Mon. Oct 20, Nov 17, Dec 15, 1-3 Barb Boyer \$20**

English paper piecing dates back to the early 1800s. It is a hand sewing method that uses paper templates to help sew complex angles together, like hexagons. Any number of different designs can be made, including Grandmother's Flower Garden. The new Downton Abbey line is showing a hexie quilt, using the English paper piecing method. We'll get started on a purse using iron on templates, and then move on to larger quilts and learn different methods of paper piecing.

**Diamond Alley Sat Oct 25 10:30-5 \$20 Sue Frerich**

A modern quilt that looks much more difficult than it is! Display your favorite fabrics in these easy-to-construct, but difficult-looking diamonds.



**Beyond the Basics: Inset Seams-Attic Windows**  
**Thurs. Oct 30, 1-3:30 OR 6-8:30, \$20 Barb Boyer**

From attic windows, to mitered borders to lone star quilts, inset seams are a must to master. Learn the basics of inseting seams, the "Y" seam construction, while making a small attic window block.

**Halloween Jelly Roll Race Fri Oct 31 10:30-5 \$20 Barb Boyer**

Ready, Set, Stitch! Well, you don't have to race if you don't want to. This is a quick & easy quilt made from 2 ½" strips - you can either purchase ready cut strips or cut your own-you can use Halloween fabrics for your 2½" strips, but you don't have to. And that's all you use, just strips (unless you want to add a few accent pieces). If you haven't made a Jelly Roll Race quilt, they are lots of fun and we have lots of fun 2½" strip precuts just waiting to be used.

**Friday Nighters Fri. Oct 31, 5:30-9 \$10**

This class will help you get organized for Christmas 2014 -- or just help you get things done. You give me a list of your "to dos" or unfinished projects you want to finish and then each month I check off what you've completed. Trust me. If you need incentive to stay on track, this is it. You can bring your sewing machine or do hand work.

## November Classes & Special Events

### **Finish Your Quilt Sale Nov 1, Dec 6**

Bring your finished quilt top to the store, and we'll help you find the perfect back and binding. Plus, we'll give you 20% off your backing, binding and/or batting. It's time to finish your quilts!

### **Block of the Month Sat. Nov 1, 10:30-11:15 FREE**

Join at any time. You get a free fat quarter if you come to class with the previous month's completed block. This year we're making a Christmas Quilt -shaped like a tree. Each month will feature a different block.

### **Christmas Row Quilt Sat. Nov. 1, Dec. 6 1-3 and Dec 13 1-5 \$20 Barb Boyer**

We'll make this cute and easy (fusible, mostly) wall hanging row by row, month by month, completing the quilt in time for Christmas. October we will make stockings; November ornaments, December 6, lights and presents, and Dec. 13 the final border.

### **Monthly Minis First Saturday of the Month, Jan-Dec. 4-6 Barb Boyer \$20 ongoing**

### **Monday Morning Quilts Nov. 3 10-2**

#### **Free, if you buy that month's kit**

Each month we will feature quilts from the Fons & Porter Love of Quilting magazine or other fun quilts. From Fons & Porter, we will choose one of the quilts from the magazine and make limited kits. In class, we will show you how to put the quilt together and you will have time to get started. Quilts will be big or small or in between. November quilt TBA.

### **Beyond the Basics: Paper Piecing Thurs. Nov 5, 1-3:30 OR 6-8:30, \$20 Barb Boyer**

Learn the basics of paper piecing. We will have some simple designs to choose from that can be turned into a mug rug, ornament, or small wall hanging. This is a technique class intended to teach you the basics of paper piecing.

### **Hand Embroidery Club Sat. Nov 8, 10-11:30 FREE Kathy Sconce**

(Club normally meets the 2nd Sat. of each month from 10-noon)

This year we're stitching "penny squares" using simple drawings that we create! During class we will draw various designs and stitch them on 5" squares. Each month we will learn new stitches and trade designs and ideas. Then these 5" squares can be made into a sampler quilt, or stitched into a "book" of stitches. You will also make your own notebooks so you can keep your squares, ideas, floss, needles & scissors in one place. You can join anytime.

### **Park Bench Sampler Sat. Nov 8 Barb Boyer \$20 ongoing**

This quilt uses 2 special rulers, the Hex N' More and the Sidekick rulers. There are 8 different blocks and we will cover 2 blocks per class. In December or January, we will schedule a finishing class to put the whole quilt together.

## **Beginning Quilting Sun. 1-4, Nov.9, 16 ongoing**

**Learn to knit TBA! Mon. Nov 10 1:30-3:30 OR 6-8:30 \$20**

**Carol Moler**

We are learning a couple new things, so if we get the project mastered, we'll do it in November. Stay tuned!

## **Beginning Machine Quilting Wed. Nov 12, 1:30-4 OR 6-8:30 \$25 Sue Frerich**

Be prepared to quilt! You will practice your quilting skills on various samples, using both your walking foot and darning foot. Batting, threads, needles and patterns will be discussed. Who knows? By the time you leave you may even be able to write/quilt your name!

## **Underground Railroad Quilt -- ongoing**

**Thurs Nov 13, 20; Dec 11, 18 1-4 Barb Boyer \$25**

To celebrate the ending of the Civil War, we will make a sampler quilt featuring 15 different blocks from the Eleanor Burns book, The Underground Railroad. We'll explore a little history during class and learn to make the blocks at the same time.

## **Knit Pickin' Club Thur. Nov 13, 6-8:30**

to knit, it's time for you to simply sit & knit & share ideas. Every second Thursday, we're getting together to practice our knitting. The Club is open to all skill levels. We want to share what we've learned, find new patterns, and simply just sit and knit. You can start simply by making a dishcloth. Carol will teach you the essentials to get you started. For those of you who already know how

## **Table Topper with Winter Birds Sat Nov 15 10:30-5 \$20 Barb Boyer**

This cute table topper or wall hanging is a perfect decoration for winter. Winter birds in blues, yellows and red (and even a green bird, if you want) sit on aspen branches. The project is fused and appliqued (I used metallic thread for a little glitz). Easy to do, easy to finish.



## **English Paper Piecing**

**Mon. Nov 17, Dec 15, 1-3 Barb Boyer \$20**

English paper piecing dates back to the early 1800s. It is a hand sewing method that uses paper templates to help sew complex angles together, like hexagons. Any number of different designs can be made, including Grandmother's Flower Garden. The new Downton Abbey line is showing a hexie quilt, using the English paper piecing method. We'll get started on a purse using iron on templates, and then move on to larger quilts and learn different methods of paper piecing.

## **Beginning Machine Applique Wed. Nov 19, 1:30-4 or 6-8:30 \$25 Barb Boyer**

So many quilts use applique these days. Learn the ins and outs of machine applique, from points to curves. We will practice the blanket stitch, satin stitch, and you can also play around with your decorative stitches. Threads, fusibles and stabilizers will be discussed.

## **Hand Applique Club**

**Thursday Nov 20 6-8:30 free**

Every 3rd Thursday, we're getting together to practice our hand applique skills. The Club is open to all skill levels. We want to share what we've learned, find new patterns, and simply just sit and sew. More and more patterns are showing applique work, and learning how to hand applique is a wonderful skill that can be carried anywhere you go.

**Friday Nighters Fri. Nov 21, 5:30-9 \$10 (Note new day)  
(one time fee for year)**



This class will help you get organized for Christmas 2014 -- or just help you get things done. You give me a list of your "to dos" or unfinished projects you want to finish and then each month I check off what you've completed. Trust me. If you need incentive to stay on track, this is it. You can bring your sewing machine or do hand work.

### **Quick Curve Ruler Quilt Sat. Nov 22 10:30-5 \$25 Sue Frerich**

The gentle curves in this ruler do not require pinning (although pinning is allowed). The special ruler has easy to use markings to help you cut a wide variety of curves from strips. Lots of patterns are available and all use the same piecing and cutting techniques. The quilts are very striking and modern looking.



### **Pillow Case Party Sun. Nov 23 1-4 FREE**

If you've never made a pillow case, or just want some time to sew a pillow case, this class is for you. This is a great mother/daughter styled class and pillow cases make great presents!

### **Dakota or Lobo or Morley or Randolph Sat Nov 29, 10:30-5 \$20**

This is a 1) fusible 2) machine appliqued and 3) a pieced wall hanging. These make great gifts and are fun to put together. You can choose any of the patterns you want (bear, moose, reindeer, lobo, bison, horse and others) and you can use your own fabrics or buy one of our kits. The kits are good sellers and we have a hard time keeping them in stock.



## **December Classes & Special Events**

### **Monday Morning Quilts Dec 1 10-2 Free, if you buy that month's kit**

Each month we will feature quilts from the Fons & Porter Love of Quilting magazine or other fun quilts. From Fons & Porter, we will choose one of the quilts from the magazine and make limited kits. In class, we will show you how to put the quilt together and you will have time to get started. Quilts will be big or small or in between. December quilt TBA.

### **Doodling for Machine Quilters Wed. Dec. 3 1-4 or 6-9 \$25**

**Barb Boyer**

You can do basic meandering, stars & loops with a darning foot on you sewing machine. But how do you...? Learn to do a variety of designs to expand your quilting repertoire. You will learn leaves, pinecones, feathers, flowers (a variety), paisleys, dragonflies and other interesting motifs.

### **Finish Your Quilt Sale Dec 6**

Bring your finished quilt top to the store, and we'll help you find the perfect back and binding.

Plus, we'll give you 20% off your backing, binding and/or batting. It's time to finish your quilts!

**Block of the Month Dec 6, 10:30-11:15 FREE**

Join at any time. You get a free fat quarter if you come to class with the previous month's completed block. This year we're making a Christmas Quilt -shaped like a tree. Each month will feature a different block.

**Christmas Row Quilt Sat. Dec. 6 1-3 and Dec 13 1-5 \$20 Barb Boyer**

We'll make this cute and easy (fusible, mostly) wall hanging row by row, month by month, completing the quilt in time for Christmas. October we will make stockings; November ornaments, December 6, lights and presents, and Dec. 13 the final border.

**Monthly Minis First Saturday of the Month, Jan-Dec. 4-6 Barb Boyer \$20 ongoing**

**Learn to knit TBA! Mon. Dec 8 1:30-3:30 OR 6-8:30 \$20  
Carol Moler**

**Underground Railroad Quilt -- ongoing**

**Thurs Dec 11, 18 1-4 Barb Boyer \$25**

To celebrate the ending of the Civil War, we will make a sampler quilt featuring 15 different blocks from the Eleanor Burns book, The Underground Railroad. We'll explore a little history during class and learn to make the blocks at the same time.

**Knit Pickin' Club Thur. Dec 11, 6-8:30**

Every second Thursday, we're getting together to practice our knitting. The Club is open to all skill levels. We want to share what we've learned, find new patterns, and simply just sit and knit. You can start simply by making a dishcloth. Carol will teach you the essentials to get you started. For those of you who already know how to knit, it's time for you to simply sit & knit & share ideas.

**Hand Embroidery Club Sat. Dec 13, 10-11:30 FREE**

**Kathy Sconce**

(Club normally meets the 2nd Sat. of each month from 10-noon)

This year we're stitching "penny squares" using simple drawings that we create! During class we will draw various designs and stitch them on 5" squares. Each month we will learn new stitches and trade designs and ideas. Then these 5" squares can be made into a sampler quilts, or stitched into a "book" of stitches. You will also make your own notebooks so you can keep your squares, ideas, floss, needles & scissors in one place. You can join anytime.

**English Paper Piecing**

**Mon. Dec 15, 1-3 Barb Boyer \$20**

English paper piecing dates back to the early 1800s. It is a hand sewing method that uses paper templates to help sew complex angles together, like hexagons. Any number of different designs can be made, including Grandmother's Flower Garden. The new Downton Abbey line is showing a hexie quilt, using the English paper piecing method. We'll get started on a purse using iron on templates, and then move on to larger quilts and learn different methods of paper piecing.

**Hand Applique Club**

**Thursday Dec 18 6-8:30 free**

Every 3rd Thursday, we're getting together to practice our hand applique skills. The Club is open to all skill levels. We want to share what we've learned, find new patterns, and simply just sit and sew. More and more patterns are showing applique work, and learning how to hand applique is a wonderful skill that can be carried anywhere you go.

**Friday Nighters Fri. Dec 19, 5:30-9 \$10(one time fee for year)**

This class will help you get organized for Christmas 2014 -- or just help you get things done. You give me a list of your "to dos" or unfinished projects you want to finish and then each month I check off what you've completed. Trust me. If you need incentive to stay on track, this is it. You can bring your sewing machine or do hand work.

## HAND APPLIQUE CLUB

This is a get-together & stitch class. Many of us are trying hand applique these days--patterns are calling for a lot more applique. The club is designed for quilters who already do some hand applique, but beginners are welcome as well. We will share techniques, suggest patterns, talk about threads and, in general, just stitch. A little quiet time away from the distractions of home is what we need to get our projects done.

\*\*\*\*\*

## HAND EMBROIDERY CLUB

If you want to learn to hand embroider or just brush up your technique, join us on the second Saturday of the month from 10 to noon. We provide free vintage patterns, and this year we will have free patterns of girls with hats, that you can embroider, embellish and color. Each month Kathy Sconce shows us a new stitch to try, plus, she guides us through thread choices, how to knot, fabrics to use, and tracing techniques.

\*\*\*\*\*

## Knit Pickin' Club

This is another get-together class to sit & knit, work on our projects, share information and get some help. We will share techniques, suggest patterns, but mainly we'll sit & knit (or pick).

September 2014						
Sunday	Monday	Tuesday	Wednesday	Thursday	Friday	Saturday
	<b>1</b> Labor Day <b>Monday Morning Quilts 10-2</b> <b>Quilt Lady Bug Quilt</b>	<b>2</b>	<b>3</b>	<b>4</b>	<b>5</b> Open Sew1-4	<b>6</b> BOM 10:30-11:30 <b>Monthly Mini 4-6</b> <b>Finish Your Quilt Sale</b>

7 <b>CLOSED</b>	8 Learn to knit Felting Part II 1:30-3:30 or 6-8:30	9 <u>FullMoon</u>	10 Beginning Quilting 1-4 OR 6-9	11 Knit Pickers' Club 6-8:30	12	13 Embroidery 10-noon  Park Bench
14 Beginning Quilting 1-4	15 English Paper Piecing 1-3	16	17 Beginning Quilting 1-4 OR 6-9	18 Underground Railroad Quilt 1-4 Hand Applique Club 6-8:30	19 Open Sew1-4	20 Horse Kicking at Snake Quilt noon-5
21 Beginning Quilting 1-4	22 Machine service 10-6	23	24 Beginning Quilting 1-4 OR 6-9	25 Circle Purse 10:30-4	26 Friday Nighters 5:30 -? Quilt-A-Fair	27 Mr. Chillingsworth 10:30-5 Quilt-A-Fair
28 Beginning Quilting 1-4	29 Knitting with Master Knitter Astri	30				

**October 2014**

Sunday	Monday	Tuesday	Wednesday	Thursday	Friday	Saturday
			1 Beginning Quilting 1-4 OR 6-9	2	3 Open Sew1-4	4 BOM 11:30 Christi Row 1 3:30 Month Minis 4 Finish Your Sale

5 CLOSED	6 Monday Morning Quilts 10- 2 Quilt Table Runner	7 Binding demo 10:30-noon	8 <u>FullMoon</u> Beginning Quilting 1-4 OR 6-9	9 Underground Railroad Quilt 1-4  Knit Pickers' Club 6- 8:30	10 Go with the Flow 10:30-3	11 Embroider Club 10-11 Park Bend
12 Beginning Quilting 1-4	13 Learn to knit cables - make a simple scarf 1:30-3:30 or 6-8:30  Columbus Day	14	15 Beginning Quilting 1-4 OR 6- 9	16 Underground Railroad Quilt 1-4  Hand Applique Club 6- 8:30	17 Open Sew 1- 4	18 Mon Mini Cat class 10:30
19 Beginning Quilting 1-4	20 English Paper Piecing 1-3	21	22 Beginning Quilting 1-4 OR 6- 9	23	24	25 Diar Alley 10:30
26 Beginning Quilting 1-4	27	28	29 Beginning Quilting 1-4 OR 6- 9	30 Beyond Basics: Inset Seams 1- 3:30 OR 6- 8:30	31 Halloween Jelly Roll Race, 10:30-5  Friday Nighters 5:30 -?  Halloween	

**November 2014**

Sunday	Monday	Tuesday	Wednesday	Thursday	Friday	Saturday
						<b>1</b> BOM 10:30-11:30 Christmas Row 1- 3:30 Monthly Minis 4-6 <b>Finish Your Quilt Sale</b>
<b>2</b> CLOSED	<b>3</b> Monday Morning Quilts 10-2 Quilt TBA	<b>4</b>	<b>5</b>	<b>6</b> <u>Full Moon</u> Beyond Basics: Paper Piecing 1- 3:30 OR 6- 8:30	<b>7</b> Open Sew1-4	<b>8</b> Embroidery Club 10-noon  Park Bench 1- 5
<b>9</b> Beginning Quilting 1-4	<b>10</b> Learn to knit TBA 1:30- 3:30 or 6-8:30	<b>11</b> Veterans Day	<b>12</b> Beginning Machine Quilting 1:30-4 or 6- 8:30	<b>13</b> Underground Railroad Quilt 1-4 Knit Pickers' Club 6-8:30	<b>14</b>	<b>15</b> Table Topper 10:30-5
<b>16</b> Beginning Quilting 1-4	<b>17</b> English Paper Piecing 1-3	<b>18</b>	<b>19</b> Beginning Machine Applique 1:30-4 or 6- 8:30	<b>20</b> Underground Railroad Quilt 1-4  Hand Applique Club 6-8:30	<b>21</b> Open Sew1-4 <b>Friday Nighters</b> 5:30 -?	<b>22</b> Quick Curve Ruler Quilt 10:30-5
<b>23</b> Pillow Case Party 1-4	<b>24</b>	<b>25</b>	<b>26</b>	<b>27</b> Thanksgiving Day CLOSED	<b>28</b> SALE	<b>29</b> BJ Designs 10:30-5
<b>30</b>						

**December 2014**

Sunday	Monday	Tuesday	Wednesday	Thursday	Friday	Saturday
--------	--------	---------	-----------	----------	--------	----------

	<b>1</b> Monday Morning Quilts 10- 2 Quilt TBA	<b>2</b>	<b>3</b> Doodling on Your Quilt 1-3:30 OR 6-8:30	<b>4</b>	<b>5</b> Open Sew1-4	<b>6</b> BOM 10:30- 11:30 Christmas Row 1-3:30 Monthly Minis 4-6 <b>Finish Your Quilt Sale FullMoon</b>
<b>7</b> CLOSED	<b>8</b> Learn to knit TBA 1:30-3:30 or 6-8:30	<b>9</b>	<b>10</b>	<b>11</b> Underground Railroad Quilt 1-4 <b>Knit Pickers' Club 6- 8:30</b>	<b>12</b>	<b>13</b> Embroidery Club 10-noon Christmas Row 1-3:30
<b>14</b>	<b>15</b> English Paper Piecing 1-3	<b>16</b>	<b>17</b>	<b>18</b> Underground Railroad Quilt 1-4  Hand Applique Club 6-8:30	<b>19</b> Open Sew1-4 <b>Friday Nighters 5:30 -?</b>	<b>20</b>
<b>21</b>	<b>22</b>	<b>23</b>	<b>24</b> CLOSED	<b>25</b> Christmas Day CLOSED	<b>26</b> sale	<b>27</b> Sale
<b>28</b> CLOSED	<b>29</b>	<b>30</b>	<b>31</b>			

### Toad Toters

On full moon days (as noted in the calendar) you will get 20% off all purchases (not otherwise discounted) that you can fit in your bag. You must bring your bag to participate.

Full Moon Days: Sept. 9, Oct. 8, Nov. 6, Dec. 6.

### Discount Policy

We will honor only one discount -- whichever is largest. You can't combine a 10% with a 25% discount to get a 35% discount. On this we can't be bribed.

Sincerely,

Barbara Boyer  
Around the Block  
307-433-9555

