

Favorite quotes from the Dowager Countess of Downton Abbey:

"Nothing succeeds like excess."



**April 4, 2014**

Do these things happen to you? I sure hope so. I don't want to be alone in this madness.

We have a lot of things to talk about that didn't happen this week. That sentence may make sense in a minute and maybe it won't. But that's how my week has been. And please don't try to follow whether it's Monday or Tuesday. Just go with the flow.

April Fool's day came and went before I realized I hadn't written a story about toads blocking construction or Neil Diamond playing at Frontier Days via satellite. But I am surprised that no one thought the Bucking Horse & Rider announcement was an April Fool's joke.

Settle down. It's for real. But I didn't realize that I had sent the notice out on April Fool's Day until later that night. To be truthful, I had other April Fool's pranks on my mind. In fact this whole week has seemed like one big April Fool's day.

It started on Monday with the big wind. Have we talked about wind this year? Nah, didn't think so. Why talk about something that is so obvious. Monday, though, was pot cleaning day. You know - hang the pots outside and let the wind scour them clean. This is a trick you either learned from your grandmother who grew up during the dust bowl or Star Trek. The original Star Trek, episode called Mudd's Women.

Anyway, I thought the roof was coming off the house. I considered seeking shelter and then remembered that I didn't have a basement. I do have a crawl space under the quilt room, but while I could probably get into the hole, getting out would be practically impossible. Kinda like the bath tubs at the Nagel Warren Mansion. If I got into one of those tubs to take a bath, I'd have to do it fully clothed, because I would never get out without help. So modesty would dictate that I bath in my clothes. And at least that would kill two birds with one stone. I could clean my body and my underwear all at the same time.

Anyway, the other problem with getting into crawl space was I didn't have my cell phone at home - I had left it at the shop. And my house phone is also at the shop, subbing for the old phones that won't charge anymore. So even if I could get into the hole in the floor, I couldn't call anyone to get me out.

But the wind did calm down some, although by Tuesday it was again gusting to impossible levels. The "let's shake the car while it waits for the lights to turn green" kind of wind. The NPR news reporter was so cute. She had the audacity to claim it was a beautiful day but windy. Those 2 words, beautiful and windy, don't go together.

But that was Monday. The day after I cooked hard boiled eggs. Which leads to what happened on Tuesday, which actually started on Monday night. Stay with me. This

will all make sense shortly. I get home and I smell rotten eggs. I figured it had to be the left over water in the pan that I hadn't dumped yet. Surely it wasn't because my propane tank had run out of gas. Again. I ran out about this time last year, but surely the propane guys were doing a better job at topping off my tank. Checking up on me to make sure I have heat. But I am way too optimistic. And way too trusting of the goodwill of the propane driver.

Tuesday morning arrives and no heat. I check the tank. Zero gallons. So I called & yup the propane guy hadn't been around. Too much snow I was told. I said the snow had disappeared several weeks ago and with all the wind, the ground was pretty dry and hard. The woman I talked to said she'd send the propane guy around that morning.

Then the propane driver called worried about the snow and I had the same conversation about it being gone and that he'd be fine. And I was right. He got in and out with no trouble. So I have heat again. The man who came later that day to bleed the lines (to make sure the house didn't blow up when I turned the heat back on) told me he'd get me a 1000 gallon tank (mine's 500 gallon) and that would solve the "we can't deliver propane when there's too much snow" issue. Better for them, better for me.

Which leads me to the first signs of spring. It is April, after all. I heard my first meadowlark sing this week. And then I saw a conclave of robins, about 8 males, all gathered on a lawn facing each other and talking about their winter vacations. At least that's what I think they must have been doing. I've never seen that many male robins gathered together in one bunch. The conversation might have been something like this: "So, how was your winter, Bob? Are you with the same gal?" "So, Fred, where are you going to stake out your territory this year?" "Hey Mel, what about this wind? Can you believe it?" "Frankie, baby, think we'll get more snow?"

And the answer to that last question is, of course. Shop Hop is next week. Of course it may snow. :)

## SHOP HOP APRIL 11-12

Springtime in the Rockies  
One Stop Shop Hop  
at The Ranch - Exit #259 off I-25  
Loveland, CO

Friday, April 11th, 9 am- 7 pm  
Saturday, April 12th, 9 am- 5 pm

Free Admission  
Demos Every Hour  
Prizes and Goodie Bags

### 2014 Shop Hop Demonstrations List

#### FRIDAY

10:00	The Presser Foot	Ergonomic Rotary Cutting
11:00	Around the Block	The Crazy Hex 'n More Ruler
12:00	Snowy River Quilts	More Dresden Plates

1:00	Quilter's Stash	Judy Niemeyer Trunk Show
2:00	The Sewing Circle	Creating Bulky Items
3:00	Fig Leaf	Easy Breezy Table Runner
4:00	Fig Leaf	Second Easiest Jelly Roll Quilt EVER
SATURDAY		
10:00	Harriet's Treadle Arts	You, Too, Can Quilt on your home sewing machine
11:00	Quilter's Stash	Still Stripping Trunk Show - Showcasing the patterns and uses for the strip tube rulers
12:00	Ladybug Hill Quilts	Shapes are Everywhere
1:00	Around the Block	Don't Let the Curve Get the Best of You - learn that gentle curves are quick to cut, the sewing is fast and the results are dramatic
2:00	Inspirations Quilt Shop	Angles with Ease Quickly cut triangles, diamonds, hexagons, tumblers - no templates required!
3:00	Country Crafts	The Proper Stitch



### **Bucking Horse and Rider fans!**

Hoffman is printing our beloved "Steamboat" on fabric! If you are interested in this fabric, please let me know quickly. This may be a limited run, and I don't want to run out.

If you want to put the BH&R on backs or borders of quilts, you must think in yardage. 2-3 yards for borders (depending on size of quilt) and 5-10 yards for backing.

You may want to make curtains, pillow cases, purses, skirts, chair covers, pillows, aprons, napkins, t-towels.

I do not know if I will be able to reorder once I have placed my initial order.  
SOOOOOOOOOOOOOOOOO


Call me and let me know approximately how much yardage you want and I will adjust my ordering accordingly. I have until April 18 to make changes to my order, so let me know soon. You do not have to pay up front, I may have to ask for down payments in May or June if the order gets big enough.

Fabric should arrive in late June, in time for traveling tourists. Just so you know. Price will be \$12.50 per yard.

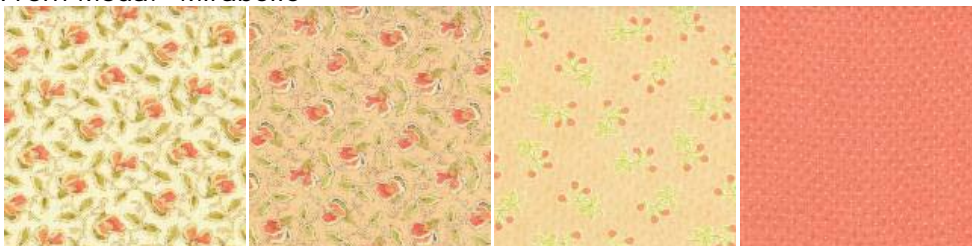
Left to right: Bison, Saddle, Moss, Buckskin, Palomino, Denim

## WHAT'S NEW!!

From Blank:



From Moda: Mirabelle









From Timeless: the horses are flannel




From Clothworks: Maestro




From Hoffman: Home is Where Your Story Begins





From RJR: Man of the House & Woodland Trails by Dan Morris



## April Classes and Special Events

### **Block of the Month Sat. April 5, 10:30-11:15 FREE**

Join at any time. You get a free fat quarter if you come to class with the previous month's completed block. This year we're making a Christmas Quilt -shaped like a tree. Each month will feature a different block, mostly 12" finished blocks.

### **Make it Do (Use it Up, Wear it Out, Make it Do or Do Without) Sat. April 5 and May 3 ongoing**

#### **ABCs of Binding Sat. April 5, 3-4 \$20 Jo Sunderman**

Learn the ins and outs of selecting binding, cutting binding and applying binding. It's easier than you think. If you have a project you are working on, be sure to bring it to class for some hands on advice.

#### **Monthly Minis First Saturday of the Month, Jan-Dec. 4-6 Barb Boyer \$20 (free if you buy the kits)**

Each month we will feature a snowman, from McKenna Ryan's Snow Buds patterns. The kits will be laser cut, all ready for assembly. You can also choose to make the Snow Bud with your own fabrics. The laser kits will billed month by month.

#### **Monday Morning Quilts April 7 10-2 Free, if you buy that month's kit**

Each month we will feature quilts from the Fons & Porter Love of Quilting magazine or

other fun quilts. From Fons & Porter, we will choose one of the quilts from the magazine and make limited kits. In class, we will show you how to put the quilt together and you will have time to get started. Quilts will be big or small or in between. The first quilt, just because it is January, will be Lost Socks, an easy fusible quilt. We won't completely kit this quilt, but we will have a bundle of flannel fats to get you started. **April will feature a Fons & Porter quilt.**

## **Shop Hop At the Ranch April 11 & 12**

**Hand Embroidery Club Sat. April 12, 10-11:30 FREE  
Kathy Sconce**

(Club normally meets the 2nd Sat. of each month from 10-noon)

This year we're stitching "penny squares" using simple drawings that we create! During class we will draw various designs and stitch them on 5" squares. Each month we will learn new stitches and trade designs and ideas. Then these 5" squares can be made into a sampler quilt, or stitched into a "book" of stitches. You will also make your own notebooks so you can keep your squares, ideas, floss, needles & scissors in one place. You can join anytime.

**Beyond the Basics: Paper Piecing Wed. April 16, 1-3, OR 6-8:30 \$20  
Barb Boyer**

Learn the basics of paper piecing. We will have some simple designs to choose from that can be turned into a mug rug, ornament, or small wall hanging. This is a technique class intended to teach you the basics of paper piecing.

**Hand Piecing Thur. April 16, 1-3 \$25  
Sandra Freeburg**

Learn to hand piece straight lines, curves & inset seams. Very portable, doesn't need electricity, can sew anywhere, and it's easy to tote. Your mothers and grandmothers pieced by hand-this is an art form we don't want to lose. Stay connected with tradition and learn to hand piece.

**Hand Applique Club Thurs. April 17, 6:30-8:30**

Every 3rd Thursday, we're getting together to practice our hand applique skills. The Club is open to all skill levels. We want to share what we've learned, find new patterns, and simply just sit and sew. More and more patterns are showing applique work, and while sometimes you can just fuse it down, learning how to hand applique is a wonderful skill that can be carried anywhere you go.

**T-Shirt Class Sat. April 19 10:30-5  
Barb Boyer**

Learn how to transform t-shirts into quilts. You can make them simple with sashings and posts, or get really creative design a one of a kind quilt using different sized t-shirts. We'll help you with all your choices.

**Beyond the Basics: Bias Half Square Triangles Wed. April 23, 1-3 OR 6-8:30 \$20  
Barb Boyer**

Learn the basics of making half square triangles from bias strips. This is my favorite way to make half square triangles, when I have lots to make.

**Friday Nighters Fri. April 25, 5:30-9 \$10 (one time fee for year)**

This class will help you get organized for Christmas 2014 -- or just help you get things done. You give me a list of your "to dos" or unfinished projects you want to finish and then each month I check off what you've completed. Trust me. If you need incentive to stay on track, this is it. You can bring your sewing machine or do hand work.

**Stripped in Bali Sat. April 26, 10:30-5 \$25**  
**Sue Frerich**

This cool quilt is made with 2 1/2" strips -- perfectly suited for Bali Pops or any other coordinated set of strips. The color illusions created by the light and dark fabrics create a wonderful geometric pattern.



**Beyond the Basics: Inset Seams-Attic Windows**  
**Wed. April 30, 1-3 OR 6:8:30, \$20 Barb Boyer**

From attic windows, to mitered borders to lone star quilts, inset seams are a must to master. Learn the basics of inseting seams, the "Y" seam construction, while making a small attic window block quilt.



## April 2014

Sunday	Monday	Tuesday	Wednesday	Thursday	Friday	Saturday
		<b>1</b>	<b>2 Doodling on Your Quilt 1-3:30 OR 6-8:30</b>	<b>3</b> Knit Pickers' Club 6-8:30	<b>4</b> Open Sew1-4	<b>5</b> BOM 10:30-11:30 <b>Make it Do 1-2</b> <b>Binding 3-4</b> <b>Monthly Minis 4-6</b>
<b>6 Closed</b>	<b>7 Monday Morning Quilts 10-2</b>	<b>8</b>	<b>9</b>	<b>10</b>	<b>11 Shop Hop</b>	<b>12</b> Shop Hop  Embroidery Club 10-noon
<b>13</b>	<b>14</b>	<b>15 FullMoon</b>	<b>16 Beyond Basics: Paper Piecing 1-3:30 OR 6-8:30</b>	<b>17</b> Hand Piecing 1-3  Hand Applique Club 6-8:30	<b>18</b> Open Sew1-4  Good Friday	<b>19</b> T-Shirt Class 10:30-5
<b>20 Closed</b>  Easter Sunday	<b>21</b>	<b>22</b>	<b>23</b> Beyond Basics: Bias Half Square Triangles 1-3:30 OR 6-8:30	<b>24</b>	<b>25</b> Friday Nighters 5:30 -?	<b>26 Stripped in Bali 10:30-5</b>
<b>27</b>	<b>28</b>	<b>29</b>	<b>30 Beyond Basics: Inset Seams 1-3:30 OR 6-8:30</b>			