



Around the Block
QUILT SHOP

March 1, 2013

I love headlines. Sometimes they are just so absurd.



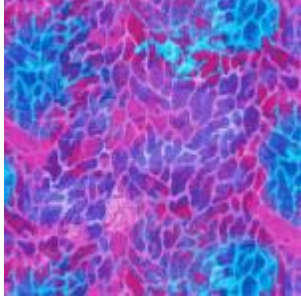

For example: "**Safety Is Key to Private Spaceflight's Rise & Success.**" A headline like this elicits the obligatory "Duh." And, since I like to pick on NASA, some of the quotes that go along with this story also border on the obvious: "Space exploration is a very difficult business. You cannot ever assume that you've got it down to a regular travel system like an airline or a bus or something." Or something. Right. These are real quotes, BTW. I've just left off the names, to save them the embarrassment of my ridicule-not that they're likely to read this. But you never know.

Or this statement: "I think there always will be risk in going to space. I think it's an inherently risky endeavor." Actually, I'm not sure there is anything safe about traveling in space. Radiation exposure, no air, temps below what we get in Wyoming. Plus rocks traveling at you fast enough to bore holes through your body. And then, once you're up there, getting back to the ground is no easy trick. When cats crawl up to impossible heights in trees you can get a fire fighter with a ladder, or Superman if he's around, to rescue the cat. But they haven't yet built that escalator to the moon yet, so counting on mass transit in and out of space isn't an option.

But enough about NASA.

Some headlines just suck you into the story. For example: "Sinkhole sucks Florida man from his bedroom into the earth." Actually this is no laughing matter, but it is definitely surreal. A 20 foot by 20 foot hole opened up underneath some guy's house in Florida in the middle of the night. Something like that happened in the movie "Poltergeist" but I think it affected the tv set first. But, ghosts aside, you don't normally expect holes to open up under your house. Potholes this time of year in the streets, yes. But not under a house.

The house exterior wasn't touched, just the bedroom area. When other members of the family heard the crash, they ran into the bedroom and saw the mattress sticking out of a hole and cries down in the hole from the man (J1) who had been sleeping on the mattress. His brother (J2) leaped in to save him, but when rescue folks got there, they were only able to rescue J2. This story is ongoing today, so the fate of the man in the sinkhole, the house above it and the whole neighborhood (the sinkhole is expanding) is not yet known.



March Classes & Special Events

Block of the Month Sat. Mar 2, 10:30-11:15 FREE
(See explanation in January)

It's a Dog's Life Wallhanging Sat. Mar. 2, ongoing

Monthly Minis Sat. Mar. 2, ongoing



Beginning Quilting Wed. Mar. 6, 13; Sunday Mar. 10, 17 on going

Hand Embroidery Club Sat. Mar. 9, 10-11:30 FREE
Kathy Sconce

We will be working on candle mats, so if you want to participate in the project be sure to pick up a pattern and kit. You also can work on any project.

Gardner's Alphabet Quilt Support Group Sat. Mar. 9, 11:30-12:30 ongoing

CANCELLED: (BUT LOOK AT WHAT WE'RE DOING ON NAT'L QUILT DAY)

Fun with Yo Yos Sat. Mar. 9, 1-6 \$20

AND INSTEAD WE ARE HAVING A FREE "WORK SESSION"

If you need to work on your Monthly Minis, Block of the Month, Gardner's Alphabet, Embroider, Knitting, Dog Park, or any other class, we will have an open sew from 1-6. PLEASE SIGN UP if you want to come. Space will be limited.

Multidimensional Knitted Scarf
Mon. Mar. 11, 6:30-8:30 \$20
Carol Moler

We have a really neat pattern for a "dimensional" scarf--actually it looks like you've knitted triangles. If you can knit, you'll love this scarf -- it doesn't require counting your stitches!

Knit Pickin' Club Thur. Mar. 14, 6:30-8:30
(See explanation in January)

NATIONAL QUILTING DAY MARCH 16

We will offer 4 free classes/demos and we'll have snacks and give aways all day long. Because it's Nat'l Quilting Day and we need to

celebrate! Each class will last about 1 hour. And all you need to do is come--no machine, no tools, no supplies.

10:30 Fun with Yo Yos. Learn how to make Yo Yos with (or without) a Yo Yo maker. And what do you do with these yo yos once you've made them? I have a wonderful quilt design that incorporates Yo Yos and braided borders--see the next class.

1 p.m. Braided Borders. Learn how to make braided borders using a specialty ruler by Creative Grid (you can also do them without the specialty ruler). Then you can combine the braided borders with the Yo Yos to make a fun, flirty quilt.

2:30 p.m. Chenille: How to. Learn how to make your own chenille, using brushed cottons, flannels or even cotton. Chenille quilts make great couch throws and there are no seams or binding.

4 p.m. Quick and easy pin cushions. You will go home with at least one pin cushion and directions for making at least 2 more. We'll provide the material for the first pin cushion.

CANCELLED: WE WILL RESCHEDULE: Country Roads: challenge quilt Sat. Mar. 16, 10-4 \$25 + starter kit \$33 of backgrounds Barb Boyer

Beginning Machine Quilting Wed. Mar. 20, 6:30-9 \$25
Sue Frerich

Be prepared to quilt! You will practice your quilting skills on various samples, using both your walking foot and darning foot. Batting, threads, needles and patterns will be discussed. Who knows? By the time you leave you may even be able to write/quilt your name!

Hand Applique Club Thurs. Mar. 21, 6:30-8:30
(See explanation in January)

Silk Ribbon Spring Flowers with Penny Morris Sat. Mar. 23 10:30-4 \$25 plus \$10 kit with all the supplies you need to duplicate the sample(ribbon, needles, thread, etc)

Come see her new silk ribbon wallhanging that she will be teaching!
Silk ribbon, beads, embroidery-learn from the master.

Hand Quilting Sun. Mar. 24 1-3 \$25
Sandra Freeburg

Everything in this world doesn't need to be rushed. Sit back, relax and learn to hand quilt. You will cherish your hand quilted quilts -- the look and the feel. Sandra will guide you through the tools required and she'll teach you the "stitch" -- every quilter should learn to hand quilt and

Sandra can help you on your way.

| March 2013 | | | | | | |
|--------------------------------------|--|-----------|---|--|--|---|
| Sunday | Monday | Tuesday | Wednesday | Thursday | Friday | Saturday |
| | | | | | 1 | 2BOM 10:30-11:15 It's A Dog's Life 1-3 Monthly Mini's 4-6 |
| 3 Closed | 4 | 5 | 6 Beginning Quilting 6:30-9 | 7 | 8 | 9 Embroidery 10-11:30 - candle mats Gardner's Alphabet Support 11:30- noon Work Session 1-6 |
| W10 Beginning Quilting 1- 4 | 11 Multidirectional knitted scarf 6:30- 8:30 | 12 | 13 Beginning Quilting 6:30-9 | 14 Learn to Knit 6:30- 8:30 | 15 | 16 Nati'l Quilt Day 10:30 am Fun with Yo Yos 1 p.m. Braided borders 2:30 pm Chenille how to 4 pm Quick & easy pin cushions |
| 17 Beginning Quilting 1- 4 | 18 | 19 | 20 Beginning Machine Quilting 6:30-9 | 21 Hand Appliqué Club 6:30- 8:30 | 22 | 23 Penny Morris Class 10:30-4 |
| 24 Hand Quilting 1- 3 | 25 | 26 | 27 Full Moon ABCs of Binding 6:30- 8:30 | 28 | 29 Friday Nighters 5:30-? Good Friday | 30 Counterpoint Quilt 10:30-5 |
| 31 Closed Easter | | | | | | |

Color of the Month: Green

Join the fun and come feel the difference of quality fabrics.

Happy quilting!

Sincerely,

Barbara Boyer
Around the Block
307-433-9555
www.aroundtheblockquilts.com